



Beneficial Returns

**Management Reports**  
**Beneficial Returns, LLC**  
March 31, 2024

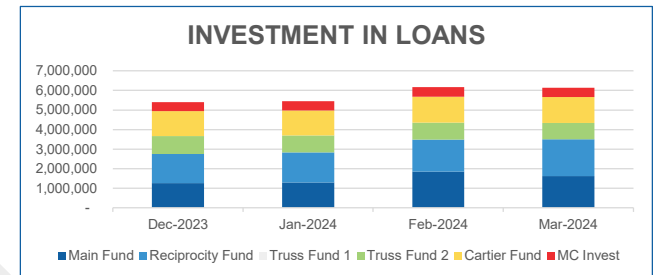
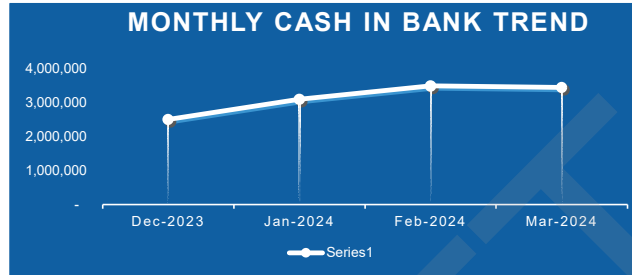
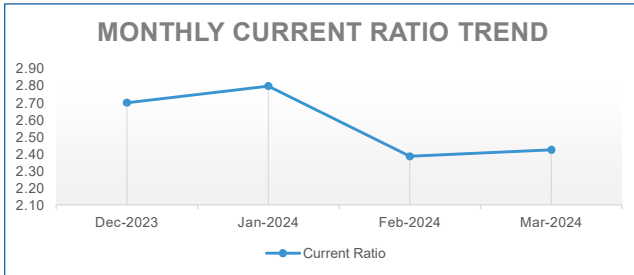
DRAFT

## Contents


|   |    |
|---|----|
| Financial Dashboard   | 1  |
| Balance Sheets - March 31, 2024 vs February 29, 2024                      | 2  |
| Balance Sheets as of March 31, 2024                                       | 4  |
| Balance Sheets by Category as of March 31, 2024                           | 6  |
| Cash Tracking as of March 31, 2024  | 8  |
| Income Statements for the YTD ended March 31, 2024                        | 9  |
| Income Statements - The Main Fund for the YTD ended March 31, 2024        | 10 |
| Income Statements - The Reciprocity Fund for the YTD ended March 31, 2024 | 11 |
| Income Statements - The Truss Fund 2.0 for the YTD ended March 31, 2024   | 12 |
| Income Statements - The Cartier Fund for the YTD ended March 31, 2024     | 13 |
| Income Statements - The MC Invest Fund for the YTD ended March 31, 2024   | 14 |
| Cash Flow Statements for the YTD ended March 31, 2024                     | 15 |
| Statement of Changes in Equity for the YTD ended March 31, 2024           | 16 |
| Supporting Schedules  |    |
| Fidelity Investments Schedule   | 17 |
| Receivable from Borrowers Schedule  | 18 |
| Loan Loss Reserve Schedule  | 19 |
| Investment in Loans (Borrowers) Schedule                                  | 20 |
| Payable to Participants Schedule  | 22 |
| Loans Payable (Investors) Schedule  | 24 |
| Recoverable Grants Payable Schedule                                       | 25 |
| Interest Earned from the Banks Schedule                                   | 26 |
| Interest Income from The Reciprocity Fund                                 | 27 |
| Interest Income from The Truss Fund 1.0                                   | 29 |
| Interest Income from The Truss Fund 2.0                                   | 30 |
| Interest Income from The Cartier Fund                                     | 31 |
| Interest Income from The MC Invest Fund                                   | 32 |

**FINANCIAL DASHBOARD**

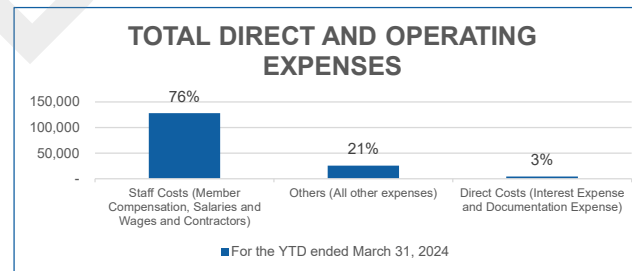
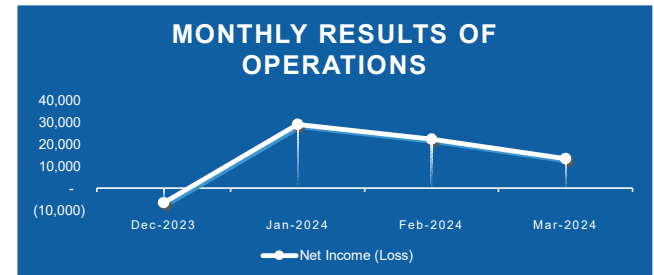
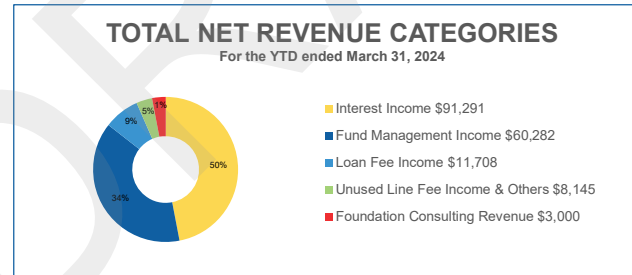
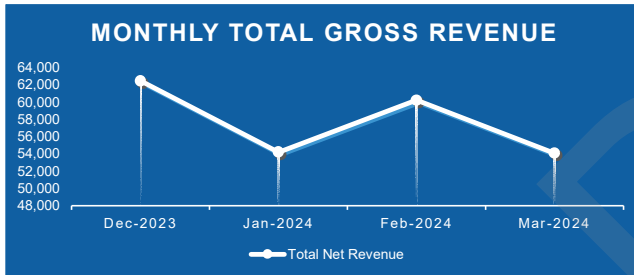
**ASSETS**



**LIABILITIES**



**INCOME AND EXPENSE**



Beneficial Returns, LLC  
**Balance Sheets**  
As of March 31, 2024



|   | MAR 2024                     | FEB 2024             | INC (DEC)       | % CHANGE       |
|---|------------------------------|----------------------|-----------------|----------------|
| <b>ASSETS</b>                             |                              |                      |                 |                |
| <b>CURRENT ASSETS</b>                     |                              |                      |                 |                |
| <b>CASH AND CASH EQUIVALENTS</b>          |                              |                      |                 |                |
|   | <i>Sched</i>                 |                      |                 |                |
| Operating Account (2135)                  | \$ 65,914                    | \$ 56,841            | \$ 9,073        | 15.96%         |
| Main Fund (2911)                          | 1,169                        | 49,117               | (47,948)        | -97.62%        |
| Reciprocity Fund Account (7740)           | 16,459                       | 118,826              | (102,367)       | -86.15%        |
| Truss Fund 2.0 (3856)                     | 124,119                      | 188,487              | (64,368)        | -34.15%        |
| Cartier Women's Initiative Fund (1600)    | 50,669                       | 5,837                | 44,832          | 768.11%        |
| Miller Center Innovation Fund (1633)      | 63,360                       | 48,445               | 14,915          | 30.79%         |
| IntraFi Cash Service (2135)               | 1,730                        | 1,728                | 2               | 0.11%          |
| Fidelity Government Money Market (7115)   | <i>p.17</i> 3,110,988        | 2,998,177            | 112,811         | 3.76%          |
| Petty Cash                                | 1,000                        | 1,000                | -               | 0.00%          |
| <b>TOTAL CASH AND CASH EQUIVALENTS</b>    | <i>p.15</i> <b>3,435,408</b> | <b>3,468,457</b>     | <b>(33,049)</b> | <b>-0.95%</b>  |
| <b>OTHER SHORT-TERM INVESTMENTS</b>       |                              |                      |                 |                |
| Native American Bank (CD6M 0001)          | 51,628                       | 51,523               | 104             | 0.20%          |
| Clean Energy (6-month CD 110 - 6144)      | 311,276                      | 311,276              | -               | 0.00%          |
| Native American Bank (CD12M 0001)         | 50,969                       | 50,856               | 113             | 0.22%          |
| Clean Energy (1-year CD 120 - 6144)       | 104,555                      | 104,127              | 428             | 0.41%          |
| <b>TOTAL OTHER SHORT-TERM INVESTMENTS</b> | <b>518,428</b>               | <b>517,782</b>       | <b>646</b>      | <b>0.12%</b>   |
| <b>RECEIVABLES</b>                        |                              |                      |                 |                |
| Receivable from Borrowers                 | <i>p.18</i> 289,522          | 224,547              | 64,974          | 28.94%         |
| Receivable from Participants              | -                            | 50,000               | (50,000)        | -100.00%       |
| Investor Trip Receivable                  | 4,411                        | 7,664                | (3,253)         | -42.44%        |
| Receivable from Cartier                   | 158                          | 158                  | -               | 0.00%          |
| Receivable from Miller Center Invest      | 1,000                        | 1,000                | -               | 0.00%          |
| Allowance for Doubtful Accounts           | (7,632)                      | (7,632)              | -               | 0.00%          |
| <b>TOTAL RECEIVABLES</b>                  | <b>287,458</b>               | <b>275,737</b>       | <b>11,722</b>   | <b>4.25%</b>   |
| <b>OTHER CURRENT ASSETS</b>               |                              |                      |                 |                |
| Prepaid Expenses                          | 4,392                        | 2,070                | 2,323           | 112.20%        |
| Bank Clearing Account                     | (1,576)                      | 11,081               | (12,657)        | -114.22%       |
| <b>TOTAL OTHER CURRENT ASSETS</b>         | <b>2,817</b>                 | <b>13,151</b>        | <b>(10,335)</b> | <b>-78.58%</b> |
| <b>LOANS - SUSPENSE ACCOUNT</b>           |                              |                      |                 |                |
| CORTEPAZ - Suspense Account               | (3,809)                      | (3,809)              | -               | 0.00%          |
| Forest Wise - Suspense Account            | 1,482                        | 1,482                | -               | 0.00%          |
| <b>TOTAL LOANS - SUSPENSE ACCOUNT</b>     | <b>(2,326)</b>               | <b>(2,326)</b>       | <b>-</b>        | <b>0.00%</b>   |
| <b>TOTAL CURRENT ASSETS</b>               | <b>4,241,785</b>             | <b>4,272,801</b>     | <b>(31,016)</b> | <b>-0.73%</b>  |
| <b>NON-CURRENT ASSETS</b>                 |                              |                      |                 |                |
| <b>INVESTMENT IN LOANS</b>                |                              |                      |                 |                |
| Gross Loans Receivable - Long Term        | <i>p.20</i> 15,680,726       | 15,541,003           | 139,723         | 0.90%          |
| Loans Receivable - Invoiced               | <i>p.20</i> (9,571,892)      | (9,427,333)          | (144,558)       | 1.53%          |
| <b>Net Loans Receivable - Long Term</b>   | <i>p.20</i> <b>6,108,834</b> | <b>6,113,670</b>     | <b>(4,835)</b>  | <b>-0.08%</b>  |
| Accrued Interest Receivable - Borrowers   | <i>p.20</i> 33,661           | 40,279               | (6,618)         | -16.43%        |
| <b>TOTAL INVESTMENT IN LOANS</b>          | <i>p.20</i> <b>6,142,495</b> | <b>6,153,949</b>     | <b>(11,453)</b> | <b>-0.19%</b>  |
| <b>LOAN LOSS RESERVE</b>                  |                              |                      |                 |                |
| Loan Loss Reserve                         | <i>p.19</i> (287,085)        | (287,085)            | -               | 0.00%          |
| <b>OTHER NON-CURRENT ASSETS</b>           |                              |                      |                 |                |
| Creditable Tax - ATEC                     | 3,270                        | 3,226                | 44              | 1.35%          |
| Creditable Tax - Sistema                  | 2,782                        | 2,782                | -               | 0.00%          |
| Receivable from FMCN - Ilumexico          | 1,806                        | 1,806                | -               | 0.00%          |
| Accrued Revenue                           | 66,378                       | 64,481               | 1,897           | 2.94%          |
| <b>TOTAL OTHER NON-CURRENT ASSETS</b>     | <b>74,236</b>                | <b>72,296</b>        | <b>1,940</b>    | <b>2.68%</b>   |
| <b>TOTAL NON-CURRENT ASSETS</b>           | <b>5,929,646</b>             | <b>5,939,160</b>     | <b>(9,513)</b>  | <b>-0.16%</b>  |
| <b>TOTAL ASSETS</b>                       | <b>\$ 10,171,431</b>         | <b>\$ 10,211,961</b> | <b>(40,530)</b> | <b>-0.40%</b>  |

Beneficial Returns, LLC  
**Balance Sheets**  
As of March 31, 2024



|   | MAR 2024             | FEB 2024               | INC (DEC)         | % CHANGE      |
|---|----------------------|------------------------|-------------------|---------------|
| <b>LIABILITIES AND EQUITY</b>                     |                      |                        |                   |               |
| <b>LIABILITIES</b>                                |                      |                        |                   |               |
| <b>CURRENT LIABILITIES</b>                        |                      |                        |                   |               |
| Payable to Participants                           | p.22 596,491         | 553,796 ▲              | 42,695 ▲          | 7.71%         |
| Accrued Expense                                   | 5,623                | 1,749 ▲                | 3,874 ▲           | 221.57%       |
| Advances from Participants                        | 1,100,000            | 1,100,000 —            | - —               | 0.00%         |
| Advances From Alex Tee                            | -                    | 56,787 ▼               | (56,787) ▼        | -100.00%      |
| Accrued Interest Payable - Loans                  | p.24 2,710           | 2,260 ▲                | 450 ▲             | 19.93%        |
| Advances from Borrowers                           | 3,438                | 53 ▲                   | 3,385 ▲           | 6386.79%      |
| Chase Credit Card (6538)                          | 690                  | 5,489 ▼                | (4,799) ▼         | -87.42%       |
| Deferred Revenue                                  | 20,075               | 8,289 ▲                | 11,786 ▲          | 142.18%       |
| Profit Share Liability                            | -                    | 45,120 ▼               | (45,120) ▼        | -100.00%      |
| Good Faith Deposit                                | 21,750               | 18,000 ▲               | 3,750 ▲           | 20.83%        |
| <b>TOTAL CURRENT LIABILITIES</b>                  | <b>1,751,003</b>     | <b>1,791,544 ▼</b>     | <b>(40,541) ▼</b> | <b>-2.26%</b> |
| <b>NON-CURRENT LIABILITIES</b>                    |                      |                        |                   |               |
| <b>LOANS PAYABLE - LONG TERM</b>                  |                      |                        |                   |               |
| Loans Payable - Long Term                         | p.24 2,518,334       | 2,518,334 —            | - —               | 0.00%         |
| Loans Payable Principal Paid                      | p.24 (1,403,948)     | (1,353,941) ▲          | (50,006) ▲        | 3.69%         |
| <b>NET LOANS PAYABLE PRINCIPAL BALANCE</b>        | <b>1,114,386</b>     | <b>1,164,392 ▼</b>     | <b>(50,006) ▼</b> | <b>-4.29%</b> |
| <b>RECOVERABLE GRANT PAYABLE</b>                  |                      |                        |                   |               |
| Recoverable Grants Payable - Main Fund            | p.25 458,000         | 458,000 —              | - —               | 0.00%         |
| Recoverable Grants Payable - Reciprocity Fund     | p.25 2,205,659       | 2,207,659 ▼            | (2,000) ▼         | -0.09%        |
| Recoverable Grants Payable - Truss Fund 2.0       | p.25 1,312,178       | 1,312,178 —            | - —               | 0.00%         |
| Recoverable Grants Payable - Miller Center Invest | p.25 796,824         | 757,795 ▲              | 39,029 ▲          | 5.15%         |
| Recoverable Grants Payable - Cartier              | p.25 2,087,658       | 2,087,658 —            | - —               | 0.00%         |
| <b>TOTAL RECOVERABLE GRANT PAYABLE</b>            | <b>6,860,318</b>     | <b>6,823,290 ▲</b>     | <b>37,029 ▲</b>   | <b>0.54%</b>  |
| <b>OTHER NON-CURRENT LIABILITIES</b>              |                      |                        |                   |               |
| Received from Client                              | 2,500                | 2,500 —                | - —               | 0.00%         |
| <b>TOTAL NON-CURRENT LIABILITIES</b>              | <b>7,977,204</b>     | <b>7,990,182 ▼</b>     | <b>(12,978) ▼</b> | <b>-0.16%</b> |
| <b>TOTAL LIABILITIES</b>                          | <b>9,728,207</b>     | <b>9,781,726 ▼</b>     | <b>(53,518) ▼</b> | <b>-0.55%</b> |
| <b>EQUITY</b>                                     |                      |                        |                   |               |
| Owner's Investment                                | p.16 66,688          | 66,688 —               | - —               | 0.00%         |
| Owner's Draw                                      | p.16 (494,301)       | (494,301) —            | - —               | 0.00%         |
| Current Year Earnings (Losses)                    | p.9 65,030           | 52,041 ▲               | 12,989 ▲          | 24.96%        |
| Retained Earnings                                 | p.16 858,247         | 858,247 —              | - —               | 0.00%         |
| Members Distribution                              | (52,440)             | (52,440) —             | - —               | 0.00%         |
| <b>TOTAL EQUITY</b>                               | <b>443,224</b>       | <b>430,235 ▲</b>       | <b>12,989 ▲</b>   | <b>3.02%</b>  |
| <b>TOTAL LIABILITIES AND EQUITY</b>               | <b>\$ 10,171,431</b> | <b>\$ 10,211,961 ▼</b> | <b>(40,530) ▼</b> | <b>-0.40%</b> |

Beneficial Returns, LLC  
**Balance Sheets**  
 As of March 31, 2024



Beneficial Returns

|   | JAN                   | FEB                  | MAR                  |
|---|-----------------------|----------------------|----------------------|
| <b>ASSETS</b>                             |                       |                      |                      |
| <b>CURRENT ASSETS</b>                     |                       |                      |                      |
| <b>CASH AND CASH EQUIVALENTS</b>          |                       |                      |                      |
| Operating Account (2135)                  | Note Sched \$ 91,743  | \$ 56,841            | \$ 65,914            |
| Main Fund (2911)                          | 33,319                | 54,319               | 1,169                |
| Reciprocity Fund Account (7740)           | 106,651               | 124,028              | 16,459               |
| Truss Fund 2.0 (3856)                     | 188,517               | 188,487              | 124,119              |
| Cartier Women's Initiative Fund (1600)    | 104,004               | 5,837                | 50,669               |
| Miller Center Innovation Fund (1633)      | 48,062                | 48,445               | 63,360               |
| IntraFi Cash Service (2135)               | 1,726                 | 1,728                | 1,730                |
| Fidelity Government Money Market (7115)   | p.17 2,512,315        | 2,998,177            | 3,110,988            |
| Petty Cash                                | 1,000                 | 1,000                | 1,000                |
| <b>TOTAL CASH AND CASH EQUIVALENTS</b>    | p.15 <b>3,087,336</b> | <b>3,478,861</b>     | <b>3,435,408</b>     |
| <b>OTHER SHORT-TERM INVESTMENTS</b>       |                       |                      |                      |
| Native American Bank (CD6M 0001)          | 51,415                | 51,523               | 51,628               |
| Clean Energy (6-month CD 110 - 6144)      | 311,276               | 311,276              | 311,276              |
| Native American Bank (CD12M 0001)         | 50,783                | 50,856               | 50,969               |
| Clean Energy (1-year CD 120 - 6144)       | 103,801               | 104,127              | 104,555              |
| <b>TOTAL OTHER SHORT-TERM INVESTMENTS</b> | <b>517,275</b>        | <b>517,782</b>       | <b>518,428</b>       |
| <b>RECEIVABLES</b>                        |                       |                      |                      |
| Receivable from Borrowers                 | p.18 452,274          | 224,547              | 289,522              |
| Receivable from Participants              | 35,000                | 50,000               | -                    |
| Investor Trip Receivable                  | 4,419                 | 7,664                | 4,411                |
| Receivable from Cartier                   | 158                   | 158                  | 158                  |
| Receivable from Miller Center Invest      | 1,000                 | 1,000                | 1,482                |
| Allowance for Doubtful Accounts           | a (7,632)             | (7,632)              | (7,632)              |
| <b>TOTAL RECEIVABLES</b>                  | <b>485,218</b>        | <b>275,737</b>       | <b>287,458</b>       |
| <b>OTHER CURRENT ASSETS</b>               |                       |                      |                      |
| Prepaid Expenses                          | 4,462                 | 2,070                | 4,392                |
| Bank Clearing Account                     | (2,187)               | 207                  | (1,576)              |
| <b>TOTAL OTHER CURRENT ASSETS</b>         | <b>2,275</b>          | <b>2,277</b>         | <b>2,817</b>         |
| <b>LOANS - SUSPENSE ACCOUNT</b>           |                       |                      |                      |
| CORTEPAZ - Suspense Account               | b (3,398)             | (3,809)              | (3,809)              |
| Forest Wise - Suspense Account            | c 1,482               | 1,482                | 1,482                |
| <b>TOTAL LOANS - SUSPENSE ACCOUNT</b>     | <b>(1,915)</b>        | <b>(2,326)</b>       | <b>(2,326)</b>       |
| <b>TOTAL CURRENT ASSETS</b>               | <b>4,090,190</b>      | <b>4,272,331</b>     | <b>4,241,785</b>     |
| <b>NON-CURRENT ASSETS</b>                 |                       |                      |                      |
| <b>INVESTMENT IN LOANS</b>                |                       |                      |                      |
| Gross Loans Receivable - Long Term        | d p.20 14,762,826     | 15,541,003           | 15,680,726           |
| Loans Receivable - Invoiced               | e p.20 (9,341,508)    | (9,427,333)          | (9,571,892)          |
| <b>Net Loans Receivable - Long Term</b>   | <b>p.20 5,421,318</b> | <b>6,113,670</b>     | <b>6,108,834</b>     |
| Accrued Interest Receivable - Borrowers   | p.20 38,903           | 40,279               | 33,661               |
| <b>TOTAL INVESTMENT IN LOANS</b>          | <b>p.20 5,460,221</b> | <b>6,153,949</b>     | <b>6,142,495</b>     |
| <b>LOAN LOSS RESERVE</b>                  |                       |                      |                      |
| Loan Loss Reserve                         | p.19 (287,085)        | (287,085)            | (287,085)            |
| <b>OTHER NON-CURRENT ASSETS</b>           |                       |                      |                      |
| Creditable Tax - ATEC                     | 3,175                 | 3,226                | 3,270                |
| Creditable Tax - Sistema                  | 2,782                 | 2,782                | 2,782                |
| Receivable from FMCN - Ilumexico          | 1,806                 | 1,806                | 1,806                |
| Accrued Revenue                           | 62,585                | 64,481               | 66,378               |
| <b>TOTAL OTHER NON-CURRENT ASSETS</b>     | <b>f 70,348</b>       | <b>72,296</b>        | <b>74,236</b>        |
| <b>TOTAL NON-CURRENT ASSETS</b>           | <b>5,243,484</b>      | <b>5,939,160</b>     | <b>5,929,646</b>     |
| <b>TOTAL ASSETS</b>                       | <b>\$ 9,333,674</b>   | <b>\$ 10,211,491</b> | <b>\$ 10,171,431</b> |

Notes

- Allowance for Doubtful Accounts pertains to the written off interest income recognized in the uncollected portion of invoices during 2023 from Winak, Waykana, Vitalite, Xaxeni and Delee.
- The CORTEPAZ - Suspense Account pertains to the difference between the amount invoiced to CORTEPAZ and the cash payment received from them. CORTEPAZ payments are based on a revenue participation agreement. The suspense account will be cleared on an annual basis. In May 2023, the balance of this account as of 2022 was cleared and the balance for 2023 will be cleared once the money is received from them. As of July 2023, CORTEPAZ total payment is still higher than the total invoiced per record, thus the negative balance of the suspense account (liability).
- The Forest Wise - Suspense Account pertains to the difference between the amount invoiced to Forest Wise and the cash payment received from them. The suspense account will be cleared on an annual basis. In May 2023, the balance of this account as of 2022 was cleared and the balance for 2023 will be cleared once the received payment from them. As of July 2023, the \$3,651 refers to the underpayment of Forest Wise for the amount invoiced to them (receivable).
- The Gross Loans Receivable - Long Term account is composed of the gross amount of outstanding loans (principal) made by the organization.
- The Loans Receivable - Invoiced account pertains to the accumulated amount of invoices (principal) as of the current month.
- The Accrued Revenue account is comprised of the monthly recognition of 2% annual management fees income from Truss Fund 1.0 based on \$721,774 of investment committed to the organization, and Truss Fund 2.0 based on committed investment of \$1,137,899. Beginning June 2023, the organization stopped recognizing management income for Truss Fund 1.0. In July 2023, the payment for accrued revenue from Truss Fund 1.0 amounting to \$42,104 was taken from the Recoverable Grants of Truss Fund 1.0.

Beneficial Returns, LLC  
**Balance Sheets**  
As of March 31, 2024



Beneficial Returns

|   |        | JAN                 | FEB                  | MAR                  |
|---|--------|---------------------|----------------------|----------------------|
| <b>LIABILITIES AND EQUITY</b>                     |        |                     |                      |                      |
| <b>LIABILITIES</b>                                |        |                     |                      |                      |
| <b>CURRENT LIABILITIES</b>                        |        |                     |                      |                      |
| Accounts Payable                                  | f      | \$ -                | \$ -                 | \$ 225               |
| Payable to Participants                           | p.22   | 476,324             | 553,796              | 596,491              |
| Accrued Expense                                   |        | 874                 | 1,749                | 5,623                |
| Advances from Participants                        |        | 850,000             | 1,100,000            | 1,100,000            |
| Advances From Alex Tee                            |        | 44,047              | 56,787               | -                    |
| Accrued Interest Payable - Loans                  | p.24   | 1,536               | 2,260                | 2,710                |
| Advances from Borrowers                           |        | 4,812               | 53                   | 3,438                |
| Chase Credit Card (6538)                          |        | 2,166               | 5,489                | 690                  |
| Deferred Revenue                                  |        | 26,504              | 8,289                | 20,075               |
| Profit Sharing Liability                          | g      | 45,120              | 45,120               | -                    |
| Good Faith Deposit                                |        | 10,750              | 18,000               | 21,750               |
| <b>TOTAL CURRENT LIABILITIES</b>                  |        | <b>1,462,133</b>    | <b>1,791,544</b>     | <b>1,714,003</b>     |
| <b>NON-CURRENT LIABILITIES</b>                    |        |                     |                      |                      |
| <b>LOANS PAYABLE - LONG TERM</b>                  |        |                     |                      |                      |
| Loans Payable - Long Term                         | p.24   | 2,518,334           | 2,518,334            | 2,518,334            |
| Loans Payable Principal Paid                      | p.24   | (1,337,819)         | (1,353,941)          | (1,403,948)          |
| <b>NET LOANS PAYABLE PRINCIPAL BALANCE</b>        | p.24   | <b>1,180,515</b>    | <b>1,164,392</b>     | <b>1,114,386</b>     |
| <b>RECOVERABLE GRANT PAYABLE</b>                  |        |                     |                      |                      |
| Recoverable Grants Payable - Main Fund            | p.25   | 458,000             | 458,000              | 458,000              |
| Recoverable Grants Payable - Reciprocity Fund     | p.25   | 1,709,000           | 2,207,659            | 2,205,659            |
| Recoverable Grants Payable - Truss Fund 2.0       | p.25   | 1,312,178           | 1,312,178            | 1,312,178            |
| Recoverable Grants Payable - Miller Center Invest | h p.25 | 714,357             | 757,795              | 796,824              |
| Recoverable Grants Payable - Cartier              | i p.25 | 2,087,658           | 2,087,658            | 2,087,658            |
| <b>TOTAL RECOVERABLE GRANT PAYABLE</b>            | p.25   | <b>6,281,192</b>    | <b>6,823,290</b>     | <b>6,860,318</b>     |
| <b>OTHER NON-CURRENT LIABILITIES</b>              |        |                     |                      |                      |
| Received from Client                              | j      | 2,500               | 2,500                | 2,500                |
| <b>TOTAL NON-CURRENT LIABILITIES</b>              |        | <b>7,464,207</b>    | <b>7,990,182</b>     | <b>7,977,204</b>     |
| <b>TOTAL LIABILITIES</b>                          |        | <b>8,926,340</b>    | <b>9,781,726</b>     | <b>9,728,207</b>     |
| <b>EQUITY</b>                                     |        |                     |                      |                      |
| Owner's Investment                                | p.16   | 66,688              | 66,688               | 66,688               |
| Owner's Draw                                      | p.16   | (494,301)           | (494,301)            | (494,301)            |
| Members Distribution                              | k      | (52,440)            | (52,440)             | (52,440)             |
| Current Year Earnings (Losses)                    | p.9    | 29,140              | 51,571               | 65,030               |
| Retained Earnings                                 | p.16   | 858,247             | 858,247              | 858,247              |
| <b>TOTAL EQUITY</b>                               |        | <b>407,334</b>      | <b>429,765</b>       | <b>443,224</b>       |
| <b>TOTAL LIABILITIES AND EQUITY</b>               |        | <b>\$ 9,333,674</b> | <b>\$ 10,211,491</b> | <b>\$ 10,171,431</b> |

Notes

f. Accounts Payable account pertains to the liability of Beneficial Returns to Scrubbed for their 1099 Fees less the excess amount they have paid on January 2024 and will be paid off on April 2024.

g. Profit Sharing Liability account pertains to the accrued liability of the 2023 80% Profit Share of distributed to several team members and will be paid off in 2024.

h. The Recoverable Grants Payable - Miller Center Invest account is composed of the funds of Miller Center managed by the organization.

i. The Recoverable Grants Payable - Cartier account is composed of the funds of Cartier managed by the organization.

j. The Received from Client account pertains to the fund received from Scrubbed last April 2019 that was allocated for small loans to social enterprises in the Philippines. However, the organization will discuss further how the balance in this account will be allocated.

k. The Members Distribution account pertains to Ted Levinson and Alex Tee's share in the 2023 profits.

Beneficial Returns, LLC  
**Balance Sheets by Category**  
As of March 31, 2024



Beneficial Returns

|   | Main Fund           | Reciprocity Fund    | Truss Fund 1.0 | Truss Fund 2.0      | Cartier Fund        | MC Invest Fund    | Total                |
|---|---------------------|---------------------|----------------|---------------------|---------------------|-------------------|----------------------|
| <b>ASSETS</b>                             |                     |                     |                |                     |                     |                   |                      |
| <b>CURRENT ASSETS</b>                     |                     |                     |                |                     |                     |                   |                      |
| <b>CASH AND CASH EQUIVALENTS</b>          |                     |                     |                |                     |                     |                   |                      |
| <i>Sched</i>                              |                     |                     |                |                     |                     |                   |                      |
| Operating Account (2135)                  | \$ 203,523          | \$ 418,998          | \$ (199,999)   | \$ (153,104)        | \$ (476,856)        | \$ 273,353        | \$ 65,914            |
| Main Fund (2911)                          | (40,879)            | (19,380)            | -              | 19,819              | 41,608              | -                 | 1,169                |
| Reciprocity Fund Account (7740)           | 514,366             | (497,907)           | -              | -                   | -                   | -                 | 16,458               |
| Truss Fund 2.0 (3856)                     | (5,004)             | -                   | -              | 130,123             | -                   | (1,000)           | 124,119              |
| Cartier Women's Initiative Fund (1600)    | (240,977)           | (41,879)            | -              | -                   | 333,525             | -                 | 50,669               |
| Miller Center Innovation Fund (1633)      | 153,198             | -                   | -              | -                   | -                   | (89,838)          | 63,360               |
| IntraFi Cash Service (2135)               | 1,730               | -                   | -              | -                   | -                   | -                 | 1,730                |
| Fidelity Government Money Market (7115)   | 1,010,988           | 450,000             | -              | 682,951             | 650,000             | 317,049           | 3,110,988            |
| Petty Cash                                | 1,000               | -                   | -              | -                   | -                   | -                 | 1,000                |
| <b>TOTAL CASH AND CASH EQUIVALENTS</b>    | <b>1,597,945</b>    | <b>309,832</b>      | <b>(0)</b>     | <b>596,839</b>      | <b>548,277</b>      | <b>382,514</b>    | <b>3,435,408</b>     |
| <i>p. 15</i>                              |                     |                     |                |                     |                     |                   |                      |
| <b>OTHER SHORT-TERM INVESTMENTS</b>       |                     |                     |                |                     |                     |                   |                      |
| Native American Bank (CD6M 0001)          | -                   | 51,628              | -              | -                   | -                   | -                 | 51,628               |
| Clean Energy (6-month CD 110 - 6144)      | -                   | -                   | -              | -                   | 311,276             | -                 | 311,276              |
| Native American Bank (CD12M 0001)         | -                   | 50,969              | -              | -                   | -                   | -                 | 50,969               |
| Clean Energy (1-year CD 120 - 6144)       | 104,555             | -                   | -              | -                   | -                   | -                 | 104,555              |
| <b>TOTAL OTHER SHORT-TERM INVESTMENTS</b> | <b>104,555</b>      | <b>102,597</b>      | <b>-</b>       | <b>-</b>            | <b>311,276</b>      | <b>-</b>          | <b>518,428</b>       |
| <b>RECEIVABLES</b>                        |                     |                     |                |                     |                     |                   |                      |
| <i>p. 18</i>                              |                     |                     |                |                     |                     |                   |                      |
| Receivable from Borrowers                 | 146,420             | 89,242              | -              | 45,590              | 8,270               | -                 | 289,522              |
| Investor Trip Receivable                  | 4,411               | -                   | -              | -                   | -                   | -                 | 4,411                |
| Receivable from Cartier                   | 985                 | -                   | -              | -                   | (827)               | -                 | 158                  |
| Receivable from Miller Center Invest      | -                   | -                   | -              | -                   | -                   | 1,000             | 1,000                |
| Allowance for Doubtful Accounts           | -                   | (4,840)             | -              | (1,105)             | (1,688)             | -                 | (7,632)              |
| <b>TOTAL RECEIVABLES</b>                  | <b>151,817</b>      | <b>84,402</b>       | <b>-</b>       | <b>44,485</b>       | <b>5,755</b>        | <b>1,000</b>      | <b>287,458</b>       |
| <b>OTHER CURRENT ASSETS</b>               |                     |                     |                |                     |                     |                   |                      |
| Prepaid Expenses                          | 4,392               | -                   | -              | -                   | -                   | -                 | 4,392                |
| Bank Clearing Account                     | (1,576)             | -                   | -              | -                   | -                   | -                 | (1,576)              |
| <b>TOTAL OTHER CURRENT ASSETS</b>         | <b>(4,650)</b>      | <b>-</b>            | <b>-</b>       | <b>-</b>            | <b>-</b>            | <b>7,467</b>      | <b>2,817</b>         |
| <b>LOANS - SUSPENSE ACCOUNT</b>           |                     |                     |                |                     |                     |                   |                      |
| CORTEPAZ - Suspense Account               | (411)               | (3,398)             | -              | -                   | -                   | -                 | (3,809)              |
| Forest Wise - Suspense Account            | -                   | 1,482               | -              | -                   | -                   | -                 | 1,482                |
| <b>TOTAL LOANS - SUSPENSE ACCOUNT</b>     | <b>(411)</b>        | <b>(1,915)</b>      | <b>-</b>       | <b>-</b>            | <b>-</b>            | <b>-</b>          | <b>(2,326)</b>       |
| <b>TOTAL CURRENT ASSETS</b>               | <b>1,849,255</b>    | <b>494,916</b>      | <b>(0)</b>     | <b>641,324</b>      | <b>865,308</b>      | <b>390,981</b>    | <b>4,241,785</b>     |
| <b>NON-CURRENT ASSETS</b>                 |                     |                     |                |                     |                     |                   |                      |
| <b>INVESTMENT IN LOANS</b>                |                     |                     |                |                     |                     |                   |                      |
| <i>p. 20</i>                              |                     |                     |                |                     |                     |                   |                      |
| Gross Loans Receivable - Long Term        | 8,444,903           | 2,903,145           | 760,000        | 1,725,000           | 1,384,345           | 463,333           | 15,680,726           |
| <i>p. 20</i>                              |                     |                     |                |                     |                     |                   |                      |
| Loans Receivable - Invoiced               | (6,828,616)         | (1,036,063)         | (760,000)      | (890,076)           | (59,388)            | 2,250             | (9,571,892)          |
| <b>Net Loans Receivable - Long Term</b>   | <b>1,616,287</b>    | <b>1,867,082</b>    | <b>-</b>       | <b>834,924</b>      | <b>1,324,957</b>    | <b>465,583</b>    | <b>6,108,834</b>     |
| <i>p. 20</i>                              |                     |                     |                |                     |                     |                   |                      |
| Accrued Interest Receivable - Borrowers   | 3,564               | 13,436              | -              | 4,658               | 4,773               | 7,231             | 33,661               |
| <b>TOTAL INVESTMENT IN LOANS</b>          | <b>1,619,851</b>    | <b>1,880,518</b>    | <b>-</b>       | <b>839,582</b>      | <b>1,329,730</b>    | <b>472,815</b>    | <b>6,142,495</b>     |
| <i>p. 20</i>                              |                     |                     |                |                     |                     |                   |                      |
| <b>LOAN LOSS RESERVE</b>                  |                     |                     |                |                     |                     |                   |                      |
| <i>p. 19</i>                              |                     |                     |                |                     |                     |                   |                      |
| Loan Loss Reserve                         | (287,085)           | -                   | -              | -                   | -                   | -                 | (287,085)            |
| <b>OTHER NON-CURRENT ASSETS</b>           |                     |                     |                |                     |                     |                   |                      |
| Creditable Tax - ATEC                     | 3,270               | -                   | -              | -                   | -                   | -                 | 3,270                |
| Creditable Tax - Sistema                  | 2,782               | -                   | -              | -                   | -                   | -                 | 2,782                |
| Receivable from FMCN - Ilumexico          | 1,806               | -                   | -              | -                   | -                   | -                 | 1,806                |
| Accrued Revenue                           | -                   | -                   | -              | 66,378              | -                   | -                 | 66,378               |
| <b>TOTAL OTHER NON-CURRENT ASSETS</b>     | <b>7,859</b>        | <b>-</b>            | <b>-</b>       | <b>66,378</b>       | <b>-</b>            | <b>-</b>          | <b>74,236</b>        |
| <b>TOTAL NON-CURRENT ASSETS</b>           | <b>1,340,625</b>    | <b>1,880,518</b>    | <b>-</b>       | <b>905,960</b>      | <b>1,329,730</b>    | <b>472,815</b>    | <b>5,929,646</b>     |
| <b>TOTAL ASSETS</b>                       | <b>\$ 3,189,880</b> | <b>\$ 2,375,434</b> | <b>(0)</b>     | <b>\$ 1,547,283</b> | <b>\$ 2,195,038</b> | <b>\$ 863,796</b> | <b>\$ 10,171,431</b> |



Beneficial Returns, LLC  
**Balance Sheets by Category**  
As of March 31, 2024



|   | Main Fund             | Reciprocity Fund    | Truss Fund 1.0 | Truss Fund 2.0      | Cartier Fund        | MC Invest Fund    | Total                |
|---|-----------------------|---------------------|----------------|---------------------|---------------------|-------------------|----------------------|
| <b>LIABILITIES AND EQUITY</b>                     |                       |                     |                |                     |                     |                   |                      |
| <b>LIABILITIES</b>                                |                       |                     |                |                     |                     |                   |                      |
| <b>CURRENT LIABILITIES</b>                        |                       |                     |                |                     |                     |                   |                      |
| Accounts Payable                                  | \$ 225                | \$ -                | \$ -           | \$ -                | \$ -                | \$ -              | 225                  |
| Payable to Participants                           | p.22 538,968          | -                   | -              | 57,523              | -                   | -                 | 596,491              |
| Accrued Expense                                   | 5,623                 | -                   | -              | -                   | -                   | -                 | 5,623                |
| Advances from Participants                        | 1,100,000             | -                   | -              | -                   | -                   | -                 | 1,100,000            |
| Accrued Interest Payable - Loans                  | p.24 2,710            | -                   | -              | -                   | -                   | -                 | 2,710                |
| Advances from Borrowers                           | 1,300                 | 5                   | -              | 2,125               | 5                   | 3                 | 3,438                |
| Chase Credit Card (6538)                          | 690                   | -                   | -              | -                   | -                   | -                 | 690                  |
| Deferred Revenue                                  | 75                    | -                   | -              | -                   | -                   | 20,000            | 20,075               |
| Good Faith Deposit                                | 16,650                | 5,100               | -              | -                   | -                   | -                 | 21,750               |
| <b>TOTAL CURRENT LIABILITIES</b>                  | <b>1,666,242</b>      | <b>5,105</b>        | <b>-</b>       | <b>59,648</b>       | <b>5</b>            | <b>20,003</b>     | <b>1,751,003</b>     |
| <b>NON-CURRENT LIABILITIES</b>                    |                       |                     |                |                     |                     |                   |                      |
| <b>LOANS PAYABLE - LONG TERM</b>                  |                       |                     |                |                     |                     |                   |                      |
| Loans Payable - Long Term                         | p.24 2,518,334        | -                   | -              | -                   | -                   | -                 | 2,518,334            |
| Loans Payable Principal Paid                      | p.24 (1,403,948)      | -                   | -              | -                   | -                   | -                 | (1,403,948)          |
| <b>NET LOANS PAYABLE PRINCIPAL BALANCE</b>        | <b>p.24 1,114,386</b> | <b>-</b>            | <b>-</b>       | <b>-</b>            | <b>-</b>            | <b>-</b>          | <b>1,114,386</b>     |
| <b>RECOVERABLE GRANT PAYABLE</b>                  |                       |                     |                |                     |                     |                   |                      |
| Recoverable Grants Payable - Main Fund            | p.25 458,000          | -                   | -              | -                   | -                   | -                 | 458,000              |
| Recoverable Grants Payable - Reciprocity Fund     | p.25 -                | 2,205,659           | -              | -                   | -                   | -                 | 2,205,659            |
| Recoverable Grants Payable - Truss Fund 2.0       | p.25 -                | -                   | -              | 1,312,178           | -                   | -                 | 1,312,178            |
| Recoverable Grants Payable - Miller Center Invest | p.25 -                | -                   | -              | -                   | -                   | 796,824           | 796,824              |
| Recoverable Grants Payable - Cartier              | p.25 -                | -                   | -              | -                   | 2,087,658           | -                 | 2,087,658            |
| <b>TOTAL RECOVERABLE GRANT PAYABLE</b>            | <b>p.25 458,000</b>   | <b>2,205,659</b>    | <b>-</b>       | <b>1,312,178</b>    | <b>2,087,658</b>    | <b>796,824</b>    | <b>6,860,318</b>     |
| <b>OTHER NON-CURRENT LIABILITIES</b>              |                       |                     |                |                     |                     |                   |                      |
| Received from Client                              | 2,500                 | -                   | -              | -                   | -                   | -                 | 2,500                |
| <b>TOTAL NON-CURRENT LIABILITIES</b>              | <b>1,574,886</b>      | <b>2,205,659</b>    | <b>-</b>       | <b>1,312,178</b>    | <b>2,087,658</b>    | <b>796,824</b>    | <b>7,977,204</b>     |
| <b>TOTAL LIABILITIES</b>                          | <b>3,241,128</b>      | <b>2,210,764</b>    | <b>-</b>       | <b>1,371,826</b>    | <b>2,087,663</b>    | <b>816,827</b>    | <b>9,728,207</b>     |
| <b>EQUITY</b>                                     |                       |                     |                |                     |                     |                   |                      |
| Owner's Investment                                | p.16 66,688           | -                   | -              | -                   | -                   | -                 | 66,688               |
| Owner's Draw                                      | p.16 (494,301)        | -                   | -              | -                   | -                   | -                 | (494,301)            |
| Current Year Earnings (Losses)                    | p.9 (40,678)          | 37,155              | -              | 22,751              | 39,213              | 6,589             | 65,030               |
| Retained Earnings                                 | p.16 469,482          | 127,515             | 1              | 152,706             | 68,162              | 40,380            | 858,247              |
| Members Distribution                              | (52,440)              | -                   | -              | -                   | -                   | -                 | (52,440)             |
| <b>TOTAL EQUITY</b>                               | <b>(51,249)</b>       | <b>164,670</b>      | <b>1</b>       | <b>175,457</b>      | <b>107,375</b>      | <b>46,969</b>     | <b>443,224</b>       |
| <b>TOTAL LIABILITIES AND EQUITY</b>               | <b>\$ 3,189,880</b>   | <b>\$ 2,375,434</b> | <b>\$ -</b>    | <b>\$ 1,547,283</b> | <b>\$ 2,195,038</b> | <b>\$ 863,796</b> | <b>\$ 10,171,431</b> |

## Beneficial Returns, LLC

## Cash Tracking

As of March 31, 2024



Beneficial Returns

|  | Ref  | Main Fund           | Reciprocity Fund  | Truss Fund 1.0 | Truss Fund 2.0    | Cartier Fund      | MC Invest Fund    | Total               |
|--|------|---------------------|-------------------|----------------|-------------------|-------------------|-------------------|---------------------|
| <b>Cash Available for Lending</b>                    |      |                     |                   |                |                   |                   |                   |                     |
| Loans Payable - Long Term                            | p.7  | \$ 2,518,334        | \$ -              | \$ -           | \$ -              | \$ -              | \$ -              | \$ 2,518,334        |
| Loans Payable Principal Paid                         | p.7  | (1,403,948)         | -                 | -              | -                 | -                 | -                 | (1,403,948)         |
| <b>Net Loans Payable Principal Balance</b>           | p.7  | <b>1,114,386</b>    | -                 | -              | -                 | -                 | -                 | <b>1,114,386</b>    |
| <b>RECOVERABLE GRANT PAYABLE</b>                     |      |                     |                   |                |                   |                   |                   |                     |
| Recoverable Grants Payable - Main Fund               | p.7  | 458,000             | -                 | -              | -                 | -                 | -                 | 458,000             |
| Recoverable Grants Payable - Reciprocity Fund        | p.7  | -                   | 2,205,659         | -              | -                 | -                 | -                 | 2,205,659           |
| Recoverable Grants Payable - Truss Fund 2.0          | p.7  | -                   | -                 | -              | 1,312,178         | -                 | -                 | 1,312,178           |
| Recoverable Grants Payable - Miller Center Invest    | p.7  | -                   | -                 | -              | -                 | -                 | 796,824           | 796,824             |
| Recoverable Grants Payable - Cartier                 | p.7  | -                   | -                 | -              | -                 | 2,087,658         | -                 | 2,087,658           |
| <b>Total Cash Invested for Lending</b>               |      | <b>1,572,386</b>    | <b>2,205,659</b>  | -              | <b>1,312,178</b>  | <b>2,087,658</b>  | <b>796,824</b>    | <b>7,974,704</b>    |
| Less: Net Loans Receivable - Long Term               | p.6  | (1,616,287)         | (1,867,082)       | -              | (834,924)         | (1,324,957)       | (465,583)         | (6,108,834)         |
| Less: Principal Portion of Receivable from Borrowers | p.18 | (3,564)             | (13,436)          | -              | (4,658)           | (4,773)           | (7,231)           | (33,661)            |
| <b>Total Cash Available for Lending</b>              |      | <b>(47,465)</b>     | <b>325,141</b>    | -              | <b>472,596</b>    | <b>757,928</b>    | <b>324,009</b>    | <b>1,832,209</b>    |
| <b>Cash to Loan Loss Reserve</b>                     |      |                     |                   |                |                   |                   |                   |                     |
| Loan Loss Reserve                                    | p.6  | 287,085             | -                 | -              | -                 | -                 | -                 | 287,085             |
| <b>Total Cash to Loan Loss Reserve</b>               |      | <b>287,085</b>      | -                 | -              | -                 | -                 | -                 | <b>287,085</b>      |
| <b>Cash to Pay Participants</b>                      |      |                     |                   |                |                   |                   |                   |                     |
| Payable to Participants                              | p.22 | 538,968             | -                 | -              | 57,523            | -                 | -                 | 596,491             |
| <b>Total Cash to Pay Participants</b>                |      | <b>538,968</b>      | -                 | -              | <b>57,523</b>     | -                 | -                 | <b>596,491</b>      |
| <b>Cash Available for Operations</b>                 |      |                     |                   |                |                   |                   |                   |                     |
| Retained Earnings                                    |      | 819,357             | (15,308)          | (0)            | 66,720            | (209,651)         | 58,505            | 719,622             |
| <b>Total Cash Available for Operations</b>           |      | <b>819,357</b>      | <b>(15,308)</b>   | <b>(0)</b>     | <b>66,720</b>     | <b>(209,651)</b>  | <b>58,505</b>     | <b>719,622</b>      |
| <b>Total Cash and Cash Equivalents</b>               |      | <b>\$ 1,597,945</b> | <b>\$ 309,832</b> | <b>\$ (0)</b>  | <b>\$ 596,839</b> | <b>\$ 548,277</b> | <b>\$ 382,514</b> | <b>\$ 3,435,407</b> |

Beneficial Returns, LLC  
**Income Statements**  
For the YTD ended March 31, 2024



|   | Note | Sched | JAN              | FEB              | MAR              | TOTAL            |
|---|------|-------|------------------|------------------|------------------|------------------|
| <b>REVENUE</b>                                |      |       |                  |                  |                  |                  |
| Interest Income                               |      |       | \$ 30,254        | \$ 30,215        | \$ 30,822        | \$ 91,291        |
| Fund Management Income                        |      |       | 20,174           | 20,054           | 20,054           | 60,282           |
| Loan Fee Income                               |      |       | 1,500            | 9,158            | 1,050            | 11,708           |
| Foundation Consulting Revenue                 |      |       | 1,500            | -                | 1,500            | 3,000            |
| Documentation Fee Income                      |      |       | 891              | 4,328            | 696              | 5,916            |
| Unused Line Fee Income                        | a    |       | 784              | 784              | 662              | 2,229            |
| <b>TOTAL REVENUE</b>                          |      |       | <b>55,103</b>    | <b>64,540</b>    | <b>54,785</b>    | <b>174,427</b>   |
| <b>DIRECT COST</b>                            |      |       |                  |                  |                  |                  |
| Interest Expense                              |      |       | 1,004            | 946              | 940              | 2,891            |
| <b>TOTAL DIRECT COST</b>                      |      |       | <b>1,004</b>     | <b>2,446</b>     | <b>940</b>       | <b>4,391</b>     |
| <b>GROSS PROFIT</b>                           |      |       | <b>54,099</b>    | <b>62,093</b>    | <b>53,844</b>    | <b>170,037</b>   |
| <b>OPERATING EXPENSES</b>                     |      |       |                  |                  |                  |                  |
| Member Compensation                           | b    |       | 22,500           | 22,500           | 22,500           | 67,500           |
| Salaries and Wages                            |      |       | 17,850           | 20,850           | 21,590           | 60,290           |
| Accounting and Tax Services                   |      |       | 2,733            | 2,678            | 3,048            | 8,458            |
| Travel  |      |       | 1,400            | 89               | 489              | 1,979            |
| Bank Charges and Fees                         |      |       | 1,172            | 1,401            | 1,290            | 3,864            |
| Insurance                                     |      |       | 874              | 874              | 874              | 2,623            |
| Office Expenses                               |      |       | 1,907            | 770              | 844              | 3,522            |
| Advertising and Marketing                     |      |       | 250              | 243              | 102              | 595              |
| Meals   |      |       | 161              | 98               | 80               | 339              |
| Telephone and Internet Expense                |      |       | 153              | 149              | 156              | 458              |
| Dues and Subscriptions                        |      |       | 294              | 133              | 133              | 560              |
| Staff Benefits                                |      |       | 930              | -                | -                | 930              |
| <b>TOTAL OPERATING EXPENSES</b>               |      |       | <b>50,225</b>    | <b>50,308</b>    | <b>53,107</b>    | <b>153,639</b>   |
| <b>OPERATING INCOME</b>                       |      |       | <b>3,875</b>     | <b>11,785</b>    | <b>737</b>       | <b>16,397</b>    |
| <b>OTHER INCOME AND EXPENSES</b>              |      |       |                  |                  |                  |                  |
| Grant Income                                  | c    |       | 14,625           | -                | -                | 14,625           |
| Interest Earned from the Banks                |      | p.26  | 8,855            | 11,371           | 13,459           | 33,685           |
| Realized Gains (Losses) on Foreign Exchange   | d    |       | (388)            | -                | -                | (388)            |
| Suspense                                      | e    |       | 1,785            | (724)            | (3,000)          | (1,939)          |
| Unrealized Gains (Losses) on Foreign Exchange | f    |       | 388              | -                | -                | 388              |
| <b>TOTAL OTHER INCOME AND EXPENSES</b>        |      |       | <b>25,265</b>    | <b>10,646</b>    | <b>12,721</b>    | <b>48,632</b>    |
| <b>NET INCOME (LOSS)</b>                      |      |       | <b>\$ 29,140</b> | <b>\$ 22,431</b> | <b>\$ 13,458</b> | <b>\$ 65,030</b> |

- a. The Unused Line Fee Income account is related to the BR Gain on Participation from Someone Somewhere 2 Loan. This kind of loan is a revolving line of credit that is why there is a need to recognize gain on sale every month.
- b. The Member Compensation account pertains to the new classification of the Consulting Fees of Alex Tee and Owner's Draw of Ted Levinson starting January 2023.
- c. The Grant Income pertains to the straight grants that are not going to be repaid. The grant received last February 2023 from Jack Carsten amounting to \$50,000 with pending clarification from February to April was recognized as grant income in May 2023. The grant received last May 2023 from PagerDuty.org Fund amounting to \$48,750 was initially recognized as Recoverable Grant Payable and was reclassified as Grant Income in June 2023. In July 2023, additional grant income was recognized from Dunn Family Charitable Foundation that was received last January 2023 which was initially booked as a Recoverable Grant Payable.
- d. The Realized Gains (Losses) on Foreign Exchange pertains to the realized gains/losses due to the collection of receivables from Cartier.
- e. The Suspense Account refers to disbursements that were already cleared in the bank but pending classification from BR. These will be reclassified to the proper accounts once the nature of the transaction is provided. As of September 2023 reporting, there is an amount of \$9.99 that has been recorded, and will be moved to proper account once classified.
- f. The Unrealized Gains (Losses) on Foreign Exchange account contains the unrealized gains/losses due to the subsequent measurement of the Receivable from Cartier account every end of the month (by using exchange rate at the end of each reporting date).

**Beneficial Returns, LLC**  
**Income Statements - The Main Fund**  
For the YTD ended March 31, 2024



|  | JAN               | FEB                | MAR                | TOTAL              |
|--|-------------------|--------------------|--------------------|--------------------|
| <b>REVENUE</b>                         | <i>Sched</i>      |                    |                    |                    |
| Interest Income                        | \$ 8,688          | \$ 9,456           | \$ 9,849           | \$ 27,993          |
| Loan Fee Income                        | 800               | 7,708              | (450)              | 8,058              |
| Foundation Consulting Revenue          | 1,500             | -                  | 1,500              | 3,000              |
| Documentation Fee Income               | 301               | 2,738              | 6                  | 3,046              |
| Unused Line Fee Income                 | 784               | 784                | 662                | 2,229              |
| <b>TOTAL NET REVENUE</b>               | <b>12,073</b>     | <b>20,686</b>      | <b>11,567</b>      | <b>44,326</b>      |
| <b>DIRECT COST</b>                     |                   |                    |                    |                    |
| Interest Expense                       | 1,004             | 946                | 940                | 2,891              |
| <b>TOTAL DIRECT COST</b>               | <b>1,004</b>      | <b>2,446</b>       | <b>940</b>         | <b>4,391</b>       |
| <b>GROSS PROFIT</b>                    | <b>11,069</b>     | <b>18,240</b>      | <b>10,627</b>      | <b>39,935</b>      |
| <b>OPERATING EXPENSES</b>              |                   |                    |                    |                    |
| Member Compensation                    | 22,500            | 22,500             | 22,500             | 67,500             |
| Salaries and Wages                     | 17,850            | 20,850             | 21,590             | 60,290             |
| Staff Benefits                         | 930               | -                  | -                  | 930                |
| Accounting and Tax Services            | 2,733             | 2,678              | 3,048              | 8,458              |
| Travel                                 | 1,400             | 89                 | 489                | 1,979              |
| Office Expenses                        | 1,907             | 770                | 844                | 3,522              |
| Insurance                              | 874               | 874                | 874                | 2,623              |
| Bank Charges and Fees                  | 606               | 1,094              | 909                | 2,609              |
| Advertising and Marketing              | 250               | 243                | 102                | 595                |
| Telephone and Internet Expense         | 153               | 149                | 156                | 458                |
| Meals                                  | 161               | 98                 | 80                 | 339                |
| Dues and Subscriptions                 | 294               | 133                | 133                | 560                |
| <b>TOTAL OPERATING EXPENSES</b>        | <b>49,659</b>     | <b>50,001</b>      | <b>52,725</b>      | <b>152,385</b>     |
| <b>OPERATING INCOME</b>                | <b>(38,590)</b>   | <b>(31,761)</b>    | <b>(42,099)</b>    | <b>(112,449)</b>   |
| <b>OTHER INCOME AND EXPENSES</b>       |                   |                    |                    |                    |
| Income Collected from Other Funds      | 11,922            | 5,961              | 5,839              | 23,722             |
| Grant Income                           | 14,625            | -                  | -                  | 14,625             |
| Interest Earned from the Banks         | 8,671             | 11,189             | 13,242             | 33,102             |
| Suspense                               | 1,785             | (724)              | (3,000)            | (1,939)            |
| <b>TOTAL OTHER INCOME AND EXPENSES</b> | <b>37,003</b>     | <b>16,426</b>      | <b>18,343</b>      | <b>71,772</b>      |
| <b>NET INCOME (LOSS)</b>               | <b>\$ (1,587)</b> | <b>\$ (15,335)</b> | <b>\$ (23,756)</b> | <b>\$ (40,678)</b> |

**Beneficial Returns, LLC**  
**Income Statements - The Reciprocity Fund**  
**For the YTD ended March 31, 2024**



Beneficial Returns

|  | JAN              | FEB              | MAR              | TOTAL            |
|--|------------------|------------------|------------------|------------------|
| <b>REVENUE</b>                         |                  |                  |                  |                  |
| Interest Income                        | \$ 10,823        | \$ 10,643        | \$ 11,052        | \$ 32,519        |
| Loan Fee Income                        | 600              | 1,200            | 1,500            | 3,300            |
| Documentation Fee Income               | 295              | 590              | 690              | 1,575            |
| <b>TOTAL REVENUE</b>                   | <b>11,718</b>    | <b>12,433</b>    | <b>13,242</b>    | <b>37,394</b>    |
| <b>OPERATING EXPENSES</b>              |                  |                  |                  |                  |
| Bank Charges and Fees                  | 380              | 185              | 257              | 822              |
| <b>TOTAL OPERATING EXPENSES</b>        | <b>380</b>       | <b>185</b>       | <b>257</b>       | <b>822</b>       |
| <b>OPERATING INCOME</b>                | <b>11,338</b>    | <b>12,248</b>    | <b>12,985</b>    | <b>36,572</b>    |
| <b>OTHER INCOME AND EXPENSES</b>       |                  |                  |                  |                  |
| Interest Earned from the Banks         | 184              | 181              | 218              | 583              |
| <b>TOTAL OTHER INCOME AND EXPENSES</b> | <b>184</b>       | <b>181</b>       | <b>218</b>       | <b>583</b>       |
| <b>NET INCOME (LOSS)</b>               | <b>\$ 11,523</b> | <b>\$ 12,429</b> | <b>\$ 13,203</b> | <b>\$ 37,155</b> |

DRAFT

**Beneficial Returns, LLC**  
**Income Statements - Truss Fund 2.0**  
**For the YTD ended March 31, 2024**



|                                 | JAN             | FEB             | MAR             | TOTAL            |
|---------------------------------|-----------------|-----------------|-----------------|------------------|
| <b>REVENUE</b>                  |                 |                 |                 |                  |
| Interest Income                 | \$ 5,430        | \$ 5,219        | \$ 5,219        | \$ 15,867        |
| Fund Management Income          | 1,897           | 1,897           | 1,897           | 5,690            |
| <b>TOTAL REVENUE</b>            | <b>7,326</b>    | <b>8,365</b>    | <b>7,115</b>    | <b>22,807</b>    |
| <b>OPERATING EXPENSES</b>       |                 |                 |                 |                  |
| Bank Charges and Fees           | 25              | 30              | -               | 56               |
| <b>TOTAL OPERATING EXPENSES</b> | <b>25</b>       | <b>30</b>       | <b>-</b>        | <b>55</b>        |
| <b>OPERATING INCOME</b>         | <b>7,301</b>    | <b>8,335</b>    | <b>7,115</b>    | <b>22,751</b>    |
| <b>NET INCOME (LOSS)</b>        | <b>\$ 7,301</b> | <b>\$ 8,335</b> | <b>\$ 7,115</b> | <b>\$ 22,751</b> |

*Sched  
p.30*

DRAFT

**Beneficial Returns, LLC**  
**Income Statements - The Cartier Fund**  
**For the YTD ended March 31, 2024**



|   | JAN              | FEB              | MAR              | TOTAL            |
|---|------------------|------------------|------------------|------------------|
| <b>REVENUE</b>                                |                  |                  |                  |                  |
| Fund Management Income                        | \$ 8,277         | \$ 8,158         | \$ 8,158         | \$ 24,593        |
| Interest Income                               | 5,313            | 4,897            | 4,702            | 14,913           |
| <b>TOTAL REVENUE</b>                          | <b>13,591</b>    | <b>13,055</b>    | <b>12,860</b>    | <b>39,506</b>    |
| <b>OPERATING EXPENSES</b>                     |                  |                  |                  |                  |
| Bank Charges and Fees                         | 136              | 45               | 112              | 293              |
| <b>TOTAL OPERATING EXPENSES</b>               | <b>136</b>       | <b>45</b>        | <b>112</b>       | <b>293</b>       |
| <b>OPERATING INCOME</b>                       | <b>13,455</b>    | <b>13,010</b>    | <b>12,748</b>    | <b>39,213</b>    |
| <b>OTHER INCOME AND EXPENSES</b>              |                  |                  |                  |                  |
| Realized Gains (Losses) on Foreign Exchange   | (388)            | -                | -                | (388)            |
| Unrealized Gains (Losses) on Foreign Exchange | 388              | -                | -                | 388              |
| <b>TOTAL OTHER INCOME AND EXPENSES</b>        | <b>-</b>         | <b>-</b>         | <b>-</b>         | <b>-</b>         |
| <b>NET INCOME (LOSS)</b>                      | <b>\$ 13,455</b> | <b>\$ 13,010</b> | <b>\$ 12,748</b> | <b>\$ 39,213</b> |

DRAFT

**Beneficial Returns, LLC**  
**Income Statements - The MC Invest Fund**  
**For the YTD ended March 31, 2024**



Beneficial Returns

|  | JAN               | FEB             | MAR             | TOTAL           |
|--|-------------------|-----------------|-----------------|-----------------|
| <b>REVENUE</b>                         |                   |                 |                 |                 |
| Fund Management Income                 | \$ 10,000         | \$ 10,000       | \$ 10,000       | \$ 30,000       |
| Loan Fee Income                        | 100               | -               | -               | 100             |
| Documentation Fee Income               | 295               | -               | -               | 295             |
| <b>TOTAL REVENUE</b>                   | <b>10,395</b>     | <b>10,000</b>   | <b>10,000</b>   | <b>30,395</b>   |
| <b>OPERATING EXPENSES</b>              |                   |                 |                 |                 |
| Bank Charges and Fees                  | 25                | 47              | 12              | 84              |
| <b>TOTAL OPERATING EXPENSES</b>        | <b>25</b>         | <b>47</b>       | <b>12</b>       | <b>84</b>       |
| <b>OPERATING INCOME</b>                | <b>10,370</b>     | <b>9,953</b>    | <b>9,988</b>    | <b>30,311</b>   |
| <b>OTHER INCOME AND EXPENSES</b>       |                   |                 |                 |                 |
| Income Sweep to Main Fund              | (11,922)          | (5,961)         | (5,839)         | (23,722)        |
| <b>TOTAL OTHER INCOME AND EXPENSES</b> | <b>(11,922)</b>   | <b>(5,961)</b>  | <b>(5,839)</b>  | <b>(23,722)</b> |
| <b>NET INCOME (LOSS)</b>               | <b>\$ (1,552)</b> | <b>\$ 3,992</b> | <b>\$ 4,149</b> | <b>\$ 6,589</b> |

DRAFT



**Beneficial Returns, LLC**  
**Cash Flow Statements**  
For the YTD ended March 31, 2024



|   | JAN                 | FEB                 | MAR                 | TOTAL               |
|---|---------------------|---------------------|---------------------|---------------------|
| <b>Cash flows from operating activities</b>       |                     |                     |                     |                     |
| Net Income (Loss)                                 | \$ 29,140           | \$ 22,431           | \$ 13,458           | 65,030              |
| Adjustments for:                                  |                     |                     |                     |                     |
| Other Short-term investments                      | (531)               | (507)               | (646)               | (1,684)             |
| Receivable from Borrowers                         | (105,435)           | 227,726             | (64,974)            | 57,317              |
| Receivable from Participants                      | -                   | (15,000)            | 50,000              | 35,000              |
| Investor Trip Receivable                          | (719)               | (3,245)             | 3,253               | (711)               |
| Receivable from Cartier                           | 27,932              | -                   | -                   | 27,932              |
| Receivable from Miller Center Invest              | 17,883              | -                   | 0.13                | 17,883              |
| Prepaid Expenses                                  | (2,463)             | 2,393               | (2,323)             | (2,393)             |
| Bank Clearing Account                             | 2,187               | (2,394)             | 1,783               | 1,576               |
| CORTEPAZ - Suspense Account                       | -                   | 411                 | -                   | 411                 |
| Net Loans Receivable - Long Term                  | (42,916)            | (692,352)           | 4,835               | (730,433)           |
| Accrued Interest Receivable - Borrowers           | (7,062)             | (1,375)             | 6,618               | (1,820)             |
| Advances From Alex Tee                            | 30,942              | 12,740              | (56,787)            | (13,105)            |
| Profit Sharing Liability                          | (2,100)             | -                   | (45,120)            | (47,220)            |
| <b>Net cash flows from operating activities</b>   | <b>(53,143)</b>     | <b>(449,173)</b>    | <b>(89,902)</b>     | <b>(592,218)</b>    |
| <b>Cash flows from investing activities</b>       |                     |                     |                     |                     |
| Creditable Tax - ATEC                             | (59)                | (51)                | (44)                | (154)               |
| Accrued Revenue                                   | (1,897)             | (1,897)             | (1,897)             | (5,690)             |
| Accounts Payable                                  | -                   | -                   | 225                 | 225                 |
| Payable to Participants                           | 106,538             | 77,473              | 42,695              | 226,706             |
| Accrued Expense                                   | (4,376)             | 874                 | 3,874               | 373                 |
| Advances from Participants                        | -                   | 250,000             | -                   | 250,000             |
| Accrued Interest Payable - Loans                  | (900)               | 724                 | 450                 | 274                 |
| Advances from Borrowers                           | (2,883)             | (4,759)             | 3,385               | (4,257)             |
| Chase Credit Card (6538)                          | (1,067)             | 3,324               | (4,799)             | (2,542)             |
| Deferred Revenue                                  | 6,259               | (18,214)            | 11,786              | (169)               |
| Good Faith Deposit                                | -                   | 7,250               | 3,750               | 11,000              |
| <b>Net cash flows from investing activities</b>   | <b>101,616</b>      | <b>314,723</b>      | <b>59,426</b>       | <b>475,766</b>      |
| <b>Cash flows from financing activities</b>       |                     |                     |                     |                     |
| Loans Payable Principal Paid                      | (33,647)            | (16,122)            | (50,006)            | (99,776)            |
| Recoverable Grants Payable - Reciprocity Fund     | 13,000              | 498,659             | (2,000)             | 509,659             |
| Recoverable Grants Payable - Miller Center Invest | 14,610              | 43,438              | 39,029              | 97,077              |
| Recoverable Grants Payable - Cartier              | 549,460             | -                   | -                   | 549,460             |
| <b>Net cash flows from financing activities</b>   | <b>543,423</b>      | <b>525,975</b>      | <b>(12,978)</b>     | <b>1,056,420</b>    |
| Net cash flows during the period                  | 591,896             | 391,525             | (43,454)            | 939,968             |
| Cash at the beginning of the period               | 2,495,440           | 3,087,336           | 3,478,861           | 2,495,440           |
| <b>Cash at the end of the period</b>              | <b>\$ 3,087,336</b> | <b>\$ 3,478,861</b> | <b>\$ 3,435,408</b> | <b>\$ 3,435,408</b> |

Beneficial Returns, LLC  
**Statement of Changes in Equity**  
 For the YTD ended March 31, 2024



|                                   | Owner's Investment | Owner's Draw        | Current Year Earnings | Retained Earnings | Members Distribution | Total          |
|-----------------------------------|--------------------|---------------------|-----------------------|-------------------|----------------------|----------------|
| Balance at January 1, 2024        | \$ 66,688          | \$ (494,301)        | \$ -                  | 858,247           | \$ (52,440)          | 378,194        |
| <b>Changes in Equity for 2024</b> |                    |                     |                       |                   |                      |                |
| Current year earnings to date     | -                  | -                   | 65,030                | -                 | -                    | 65,030         |
| Balance at March 31, 2024         | <b>\$ 66,688</b>   | <b>\$ (494,301)</b> | <b>\$ 65,030</b>      | <b>858,247</b>    | <b>\$ (52,440)</b>   | <b>443,224</b> |

DRAFT

Beneficial Returns, LLC  
**Fidelity Investments Schedule**  
 As of March 31, 2024



| Start Date   | Description                             | Account Name                            | Fund      | Feb-24           | Mar-24      |   |  |   |   |  |                     |                                      |                  |
|--|---|---|-----------|------------------|-------------|---|--|---|---|--|---------------------|--------------------------------------|------------------|
|  |   |   |           | Ending Balance   | Transfer In | Dividend Income (charged to Interest Earned from Banks) | Accrued Interest Receivable - Short-Term Investments (Current) | YTD balance of Accrued Interest Receivable - Short-Term Investments | Unrealized Gains (Losses) on Short-Term Investments (Current) | YTD balance of Unrealized Gains (Losses) on Short-Term Investments | Transfer Out - Cost | Transfer Out - Interest (Collection) | Ending Balance   |
| 03/31/2024   | Fidelity Government Money Market (7115) | Fidelity Government Money Market (7115) | Main Fund | \$ 2,998,177     | \$ 100,000  | \$ 12,811   |  |   |   |  |                     |                                      | \$ 3,110,988     |
| <b>Total - Fidelity Government Money Market (7115)</b> |   |   |           | <b>2,998,177</b> |             |   |  |   |   |  |                     |                                      | <b>3,110,988</b> |
| <b>Total Fidelity Investments</b>                      |   |   |           | <b>2,998,177</b> |             |   |  |   |   |  |                     |                                      | <b>3,110,988</b> |

Fidelity Investments - Investment Report (March 1 - March 31, 2024):

**Holdings**

Account # Z40-187115  
 BENEFICIAL RETURNS LLC - LIMITED LIABILITY CO

Core Account

| Description   | Beginning Market Value Mar 1, 2024 | Quantity Mar 31, 2024 | Price Per Unit Mar 31, 2024 | Ending Market Value Mar 31, 2024 | EAI (\$) / EY (%)      |
|---|------------------------------------|-----------------------|-----------------------------|----------------------------------|------------------------|
| FIDELITY GOVERNMENT MONEY MARKET (SPAXX)<br>-- 7-day yield: 4.97% | \$2,998,176.90                     | 3,110,988.370         | \$1.0000                    | \$3,110,988.37                   | \$150,521.21<br>4.840% |
| <b>Total Core Account (100% of account holdings)</b>              | <b>\$2,998,176.90</b>              |                       |                             | <b>\$3,110,988.37</b>            | <b>\$150,521.21</b>    |
| <b>Total Holdings</b>   |                                    |                       |                             | <b>\$3,110,988.37</b>            | <b>\$150,521.21</b>    |

Beneficial Returns, LLC  
**Receivable from Borrowers Schedule**  
 As of March 31, 2024



Beneficial Returns

| Contact   | Fund             | Invoice Date | Due Date    | Days Outstanding | Invoice Number           | Invoice Reference | Principal         | Interest         | Amount            | Scrubbed Notes           |
|---|------------------|--------------|-------------|------------------|--------------------------|-------------------|-------------------|------------------|-------------------|--------------------------|
| Cimentafin, SOFOM, ENR (Echale)                                   | Main Fund        | 04 Feb 2024  | 15 Feb 2024 | 0 days           | Echale #8                | Payment 6 of 36   | \$ -              | \$ 0             | 0.49              | Paid on March 15, 2024   |
| EcoMadera Forest Conservation, LLC (Whole Forest)                 | Main Fund        | 01 Mar 2024  | 15 Mar 2024 | 0 days           | Whole Forest #45         | Payment 45 of 60  | 1,981             | 1,752            | 3,732.76          | Paid on March 15, 2024   |
| ALLET GREEN LTD PT (2nd loan)                                     | Main Fund        | 05 Mar 2024  | 15 Mar 2024 | 0 days           | Allet2 #8                | Payment 8 of 36   | -                 | 18               | 17.50             | Due on February 15, 2024 |
| Cimentafin, SOFOM, ENR (Echale)                                   | Main Fund        | 05 Mar 2024  | 15 Mar 2024 | 0 days           | Echale #9                | Payment 9 of 36   | 2,145             | 4,356            | 6,500.49          | Paid on March 15, 2024   |
| FOMENTO ALTITUD SA DE CV SOFOM (2nd loan)                         | Main Fund        | 05 Mar 2024  | 15 Mar 2024 | 0 days           | Altitud #6               | Payment 6 of 12   | 5,536             | 3,776            | 9,311.38          | Paid on March 15, 2024   |
| ALLET GREEN LTD PT  | Main Fund        | 15 Mar 2024  | 01 Apr 2024 | 0 days           | Allet #22                | Payment 22 of 48  | -                 | 18               | 17.50             | Due on March 1, 2024     |
| Chacha International Ltd  | Main Fund        | 15 Mar 2024  | 01 Apr 2024 | 0 days           | Chacha # 42              | Payment 42 of 60  | 1,282             | 4,312            | 5,602.37          | Paid on April 1, 2024    |
| Ecofiltro S.A. (1st loan)   | Main Fund        | 15 Mar 2024  | 01 Apr 2024 | 0 days           | Ecofiltro #64            | Payment 64 of 94  | 616               | 2,821.97         | 3,429.00          | Paid on April 1, 2024    |
| Ecofiltro S.A. (2nd loan)   | Main Fund        | 15 Mar 2024  | 01 Apr 2024 | 0 days           | Ecofiltro #53            | Payment 53 of 73  | 608               | 100              | 708.60            | Paid on April 1, 2024    |
| Fundacion Paraguaya   | Main Fund        | 20 Mar 2024  | 15 Apr 2024 | 0 days           | Fundacion Paraguaya # 48 | Payment 48 of 48  | 2,516             | 1,181            | 3,697.25          | Due on April 15, 2024    |
| Ecofiltro S.A. (3rd loan)   | Main Fund        | 21 Mar 2024  | 01 Apr 2024 | 0 days           | Ecofiltro3 #18           | Payment 18 of 60  | 1,717             | 3,293            | 5,008.49          | Paid on April 1, 2024    |
| Grupo Murlota   | Main Fund        | 21 Mar 2024  | 01 Apr 2024 | 0 days           | GM #13                   | Payment 13 of 45  | 1,347             | 1,876            | 3,222.74          | Paid on April 1, 2024    |
| Urmatt Ltd.   | Main Fund        | 21 Mar 2024  | 01 Apr 2024 | 0 days           | Urmatt #11               | Payment 11 of 11  | 101,124           | 758              | 101,882.00        | Paid on April 1, 2024    |
| Sistema Bio (2nd loan)  | Main Fund        | 27 Mar 2024  | 05 Apr 2024 | 0 days           | Sistema Bio2 #10         | Payment 10 of 19  | -                 | 3,289            | 3,288.60          | Paid on April 12, 2024   |
| <b>Total - Main Fund</b>  |                  |              |             |                  |                          |                   | <b>118,871</b>    | <b>27,550</b>    | <b>146,421</b>    |                          |
| Waykana   | Reciprocity Fund | 21 Jun 2022  | 01 Jul 2022 | 517 days         | Waykana #20              | Payment 20 of 62  | 457               | 151              | 608.29            | Due last Jul 1, 2022     |
| Waykana   | Reciprocity Fund | 21 Jul 2022  | 01 Aug 2022 | 486 days         | Waykana #21              | Payment 21 of 62  | 460               | 148              | 608.29            | Due last Aug 1, 2022     |
| Waykana   | Reciprocity Fund | 21 Aug 2022  | 01 Sep 2022 | 455 days         | Waykana #22              | Payment 22 of 62  | 463               | 145              | 608.29            | Due last Sep 1, 2022     |
| Waykana   | Reciprocity Fund | 21 Sep 2022  | 01 Oct 2022 | 425 days         | Waykana #23              | Payment 23 of 62  | 466               | 142              | 608.29            | Due last Oct 1, 2022     |
| Waykana   | Reciprocity Fund | 21 Oct 2022  | 01 Nov 2022 | 394 days         | Waykana #24              | Payment 24 of 62  | 469               | 139              | 608.29            | Due last Nov 1, 2022     |
| Waykana   | Reciprocity Fund | 21 Nov 2022  | 01 Dec 2022 | 364 days         | Waykana #25              | Payment 25 of 62  | 473               | 135              | 608.29            | Due last Dec 1, 2022     |
| Waykana   | Reciprocity Fund | 21 Dec 2022  | 01 Jan 2023 | 333 days         | Waykana #26              | Payment 26 of 62  | 476               | 132              | 608.29            | Due last Jan 1, 2023     |
| Cooperativa De Servicios Múltiples Bosque Del Alto Mayo LTDA. (CC | Reciprocity Fund | 21 Jan 2023  | 01 Feb 2023 | 302 days         | COOPBAM #6               | Payment 6 of 16   | -                 | 160              | 159.99            | Due last Feb 1, 2023     |
| Waykana   | Reciprocity Fund | 21 Jan 2023  | 01 Feb 2023 | 302 days         | Waykana #27              | Payment 27 of 62  | 478               | 130              | 608.29            | Due last Feb 1, 2023     |
| Waykana   | Reciprocity Fund | 21 Feb 2023  | 01 Mar 2023 | 274 days         | Waykana #28              | Payment 28 of 62  | 482               | 126              | 608.29            | Due last Mar 1, 2023     |
| Waykana   | Reciprocity Fund | 21 Mar 2023  | 01 Apr 2023 | 243 days         | Waykana #29              | Payment 29 of 62  | 485               | 123              | 608.29            | Due last Apr 1, 2023     |
| RONAP 2   | Reciprocity Fund | 21 Apr 2023  | 01 May 2023 | 213 days         | RONAP 2 #1               | Payment 1 of 12   | -                 | 200              | 199.85            | Due last May 1, 2023     |
| Waykana   | Reciprocity Fund | 21 Apr 2023  | 01 May 2023 | 213 days         | Waykana #30              | Payment 30 of 62  | 489               | 119              | 608.29            | Due last May 1, 2023     |
| Waykana   | Reciprocity Fund | 21 May 2023  | 01 Jun 2023 | 182 days         | Waykana #31              | Payment 31 of 62  | 492               | 116              | 608.29            | Due last Jun 1, 2023     |
| Waykana   | Reciprocity Fund | 21 Jun 2023  | 01 Jul 2023 | 152 days         | Waykana #32              | Payment 32 of 62  | 495               | 113              | 608.29            | Due last Jul 1, 2023     |
| RONAP 2   | Reciprocity Fund | 21 Jul 2023  | 01 Aug 2023 | 121 days         | RONAP 2 #2               | Payment 2 of 12   | 5,592             | 1,500            | 7,091.97          | Due last Aug 1, 2023     |
| Waykana   | Reciprocity Fund | 21 Jul 2023  | 01 Aug 2023 | 121 days         | Waykana #33              | Payment 33 of 62  | 498               | 110              | 608.29            | Due last Aug 1, 2023     |
| Waykana   | Reciprocity Fund | 21 Aug 2023  | 01 Sep 2023 | 90 days          | Waykana #34              | Payment 34 of 62  | 498               | 110              | 608.29            | Due on Sep 1, 2023       |
| Xaxeni  | Reciprocity Fund | 05 Sep 2023  | 15 Sep 2023 | 76 days          | Xaxeni #6 (E)            | Payment 6 of 19   | 3,499             | 1,118            | 4,616.83          | Due on Sep 15, 2023      |
| Waykana   | Reciprocity Fund | 21 Sep 2023  | 01 Oct 2023 | 60 days          | Waykana #35              | Payment 35 of 62  | 505               | 103              | 608.29            | Due on Oct 1, 2023       |
| RONAP 2   | Reciprocity Fund | 21 Oct 2023  | 01 Nov 2023 | 29 days          | RONAP 2 #3               | Payment 3 of 12   | 5,704             | 1,388            | 7,091.97          | Due on Nov 3, 2023       |
| Waykana   | Reciprocity Fund | 21 Oct 2023  | 01 Nov 2023 | 29 days          | Waykana #36              | Payment 36 of 62  | 508               | 100              | 608.29            | Due on Nov 1, 2023       |
| UNION DE ORGANIZACIONES DE PRODUCTORES DE CACAO /                 | Reciprocity Fund | 04 Nov 2023  | 14 Nov 2023 | 16 days          | UOPROCAE #4              | Payment 4 of 8    | -                 | 160              | 160.00            | Due on Nov 1, 2023       |
| Asociacion Agro Artesanal Winak (3rd loan)                        | Reciprocity Fund | 05 Nov 2023  | 15 Nov 2023 | 15 days          | Winak3 #3                | Payment 3 of 18   | 1,576             | 136              | 1,712.60          | Paid on March 8, 2024    |
| Waykana   | Reciprocity Fund | 21 Nov 2023  | 01 Dec 2023 | 0 days           | Waykana #37              | Payment 37 of 62  | 513               | 95               | 608.29            | Due on Dec 1, 2023       |
| Asociacion Agro Artesanal Winak (3rd loan)                        | Reciprocity Fund | 05 Dec 2023  | 15 Dec 2023 | 0 days           | Winak3 #4                | Payment 4 of 18   | 1,587             | 166              | 1,753.20          | Due on Dec 15, 2023      |
| CEPRO Yanesha   | Reciprocity Fund | 05 Dec 2023  | 15 Dec 2023 | 0 days           | CEPRO #7                 | Payment 7 of 20   | 9,425             | (9,405)          | 20.00             | Due on Dec 15, 2023      |
| ID Bioforest Peru SAC (2nd loan) (Simbiosis)                      | Reciprocity Fund | 05 Dec 2023  | 15 Dec 2023 | 0 days           | Simbiosis 2 #4           | Payment 4 of 16   | 4,270             | (4,000)          | 269.92            | Due on Dec 15, 2023      |
| Xaxeni  | Reciprocity Fund | 05 Dec 2023  | 15 Dec 2023 | 0 days           | Xaxeni #7 (E)            | Payment 7 of 19   | 3,569             | 1,048            | 4,616.83          | Due on Dec 15, 2023      |
| Waykana   | Reciprocity Fund | 21 Dec 2023  | 01 Jan 2024 | 0 days           | Waykana #38              | Payment 38 of 62  | 515               | 93               | 608.29            | Due on Jan 1, 2024       |
| Asociacion Agro Artesanal Winak (3rd loan)                        | Reciprocity Fund | 05 Jan 2024  | 15 Jan 2024 | 0 days           | Winak3 #5                | Payment 5 of 18   | 1,597             | 156              | 1,753.20          | Due on Jan 15, 2024      |
| Arte Colibri Artesanias   | Reciprocity Fund | 21 Jan 2024  | 01 Feb 2024 | 0 days           | ArteColibri #2           | Payment 2 of 16   | 1,094             | (1,030)          | 64.00             | Paid on Feb 2, 2024      |
| RONAP 2   | Reciprocity Fund | 21 Jan 2024  | 01 Feb 2024 | 0 days           | RONAP 2 #4               | Payment 4 of 12   | 5,934             | 1,158            | 7,091.97          | Due on Feb 1, 2024       |
| Waykana   | Reciprocity Fund | 21 Jan 2024  | 01 Feb 2024 | 0 days           | Waykana #39              | Payment 39 of 62  | 519               | 89               | 608.29            | Due on Feb 1, 2024       |
| Asociacion Agro Artesanal Winak (3rd loan)                        | Reciprocity Fund | 05 Feb 2024  | 15 Feb 2024 | 0 days           | Winak3 #6                | Payment 6 of 18   | 1,608             | 145              | 1,753.20          | Paid on Mar 8, 2024      |
| CAC Yakatho   | Reciprocity Fund | 05 Feb 2024  | 15 Feb 2024 | 0 days           | Yakatho #2               | Payment 2 of 8    | -                 | 65               | 65.00             | Due on Mar 1, 2024       |
| Asociacion de Familias Productoras Indigena Seyneku (Asoseyneku)  | Reciprocity Fund | 21 Feb 2024  | 01 Mar 2024 | 0 days           | Asoseyneku #6            | Payment 6 of 16   | 2,369             | (1,792)          | 576.65            | Due on Mar 1, 2024       |
| Waykana   | Reciprocity Fund | 21 Feb 2024  | 01 Mar 2024 | 0 days           | Waykana #40              | Payment 40 of 62  | 522               | 86               | 608.29            | Due on Mar 1, 2024       |
| Asociacion Agro Artesanal Winak (3rd loan)                        | Reciprocity Fund | 05 Mar 2024  | 15 Mar 2024 | 0 days           | Winak3 #7                | Payment 7 of 18   | 1,619             | 134              | 1,753.20          | Due on Mar 15, 2024      |
| CEPRO Yanesha   | Reciprocity Fund | 05 Mar 2024  | 15 Mar 2024 | 0 days           | CEPRO #8                 | Payment 8 of 20   | -                 | 1,311            | 1,311.49          | Due on Mar 15, 2024      |
| ID Bioforest Peru SAC (2nd loan) (Simbiosis)                      | Reciprocity Fund | 05 Mar 2024  | 15 Mar 2024 | 0 days           | Simbiosis 2 #5           | Payment 5 of 16   | 4,355             | 1,168            | 5,523.76          | Due on Mar 15, 2024      |
| Miel de Mixtepec SC de RL de CV                                   | Reciprocity Fund | 05 Mar 2024  | 15 Mar 2024 | 0 days           | Miel #1                  | Payment 1 of 16   | 1,878             | 700              | 2,577.75          | Due on Mar 15, 2024      |
| Xaxeni  | Reciprocity Fund | 05 Mar 2024  | 15 Mar 2024 | 0 days           | Xaxeni #8                | Payment 8 of 19   | 3,640             | 976              | 4,616.83          | Due on Mar 15, 2024      |
| Forest Wise (2nd loan)  | Reciprocity Fund | 15 Mar 2024  | 01 Apr 2024 | 0 days           | Forest Wise 2 #9         | Payment 9 of 16   | 4,541             | 886              | 5,427.18          | Due on April 1, 2024     |
| Exportadora de Cafe Especial de Guatemala                         | Reciprocity Fund | 20 Mar 2024  | 01 Apr 2024 | 0 days           | FESSEG #17               | Payment 17 of 22  | 3,772             | 476              | 4,247.36          | Due on April 1, 2024     |
| ADIRA   | Reciprocity Fund | 21 Mar 2024  | 01 Apr 2024 | 0 days           | Adira #1                 | Payment 1 of 8    | 3,128             | 1,520            | 4,647.91          | Paid on April 9, 2024    |
| Cooperativa De Servicios Múltiples Bosque Del Alto Mayo LTDA. (CC | Reciprocity Fund | 21 Mar 2024  | 01 Apr 2024 | 0 days           | COOPBAM 2 #4             | Payment 4 of 16   | 5,693             | 1,672            | 7,365.01          | Paid on April 9, 2024    |
| <b>Total - Reciprocity Fund</b>                                   |                  |              |             |                  |                          |                   | <b>86,714</b>     | <b>2,528</b>     | <b>89,242</b>     |                          |
| VITALITE Zambia Limited   | Truss Fund 2.0   | 21 Dec 2023  | 01 Jan 2024 | 0 days           | VITA #6                  | Payment 6 of 9    | 21,690            | 1,105            | 22,795.00         | Due on Jan 1, 2024       |
| VITALITE Zambia Limited   | Truss Fund 2.0   | 21 Mar 2024  | 01 Apr 2024 | 0 days           | VITA #7                  | Payment 7 of 9    | 21,961            | 834              | 22,795.00         | Due on April 1, 2024     |
| <b>Total - Truss Fund 2.0</b>                                     |                  |              |             |                  |                          |                   | <b>43,651</b>     | <b>1,939</b>     | <b>45,590</b>     |                          |
| DELEE, Inc.   | Cartier Fund     | 21 Jun 2023  | 01 Jul 2023 | 152 days         | Delee #2                 | Payment 2 of 6    | -                 | 563              | 562.50            | Due last Jul 1, 2023     |
| DELEE, Inc.   | Cartier Fund     | 21 Sep 2023  | 01 Oct 2023 | 60 days          | Payment 3 of 6           | -                 | -                 | 563              | 562.50            | Due last Oct 1, 2023     |
| UpTrade International B.V. (Working Capital Loan)                 | Cartier Fund     | 05 Dec 2023  | 15 Dec 2023 | 0 days           | UpTrade(WCL) #2          | Payment 2 of 8    | -                 | 45               | 45.00             | Due on Dec 15, 2023      |
| DELEE, Inc.   | Cartier Fund     | 21 Dec 2023  | 01 Jan 2024 | 0 days           | Delee #1                 | Payment 1 of 6    | -                 | 563              | 562.50            | Due on Jan 1, 2024       |
| Educ4All Global Pte. Ltd. (InvestEd)                              | Cartier Fund     | 21 Feb 2024  | 01 Mar 2024 | 0 days           | InvestED #1              | Payment 1 of 10   | -                 | 1,000            | 1,000.00          | Due on Mar 1, 2024       |
| UpTrade International B.V. (Term Loan)                            | Cartier Fund     | 05 Mar 2024  | 15 Mar 2024 | 0 days           | UpTrade(TL) #3           | Payment 3 of 16   | 629               | 119              | 748.54            | Paid on April 2, 2024    |
| UpTrade International B.V. (Working Capital Loan)                 | Cartier Fund     | 05 Mar 2024  | 15 Mar 2024 | 0 days           | UpTrade(WCL) #3          | Payment 3 of 8    | -                 | 294              | 294.39            | Paid on April 2, 2024    |
| DELEE, Inc.   | Cartier Fund     | 21 Mar 2024  | 01 Apr 2024 | 0 days           | Delee #5                 | Payment 5 of 6    | -                 | 563              | 562.50            | Due on April 1, 2024     |
| Platinum Fisheries Ltd.   | Cartier Fund     | 21 Mar 2024  | 01 Apr 2024 | 0 days           | Platinum #2              | Payment 2 of 12   | 2,988             | 438              | 3,425.39          | Due on April 1, 2024     |
| PT Sukkha Citra Indonesia   | Cartier Fund     | 21 Mar 2024  | 01 Apr 2024 | 0 days           | Sukkha #3                | Payment 3 of 8    | -                 | 506              | 506.25            | Due on January 1, 2024   |
| <b>Total - Cartier Fund</b>                                       |                  |              |             |                  |                          |                   | -                 | <b>4,653</b>     | <b>8,270</b>      |                          |
| <b>Total - Miller Center Invest</b>                               |                  |              |             |                  |                          |                   | -                 | -                | -                 |                          |
| <b>Total Due and Unpaid - 2021</b>                                |                  |              |             |                  |                          |                   | -                 | -                | -                 |                          |
| <b>Total Due and Unpaid - 2022</b>                                |                  |              |             |                  |                          |                   | -                 | -                | -                 |                          |
| <b>Total Due and Unpaid - 2023</b>                                |                  |              |             |                  |                          |                   | <b>2,788</b>      | <b>862</b>       | <b>3,650</b>      |                          |
| <b>Total Due and Unpaid - 2024</b>                                |                  |              |             |                  |                          |                   | <b>41,141</b>     | <b>(4,978)</b>   | <b>36,163</b>     |                          |
| <b>Total (All funds)</b>  |                  |              |             |                  |                          |                   | <b>\$ 252,853</b> | <b>\$ 36,669</b> | <b>\$ 289,522</b> |                          |

# Beneficial Returns, LLC Loan Loss Reserve Schedule

As of March 31, 2024



Beneficial Returns

| Guarantor/Borrower                                 | Fund*     | LLR Category    | Loan amount         | 3% Loan Loss Reserve | Date of Loan | Xero status (Loan Loss Reserve) | Subtotals         | Scrubbed Notes                                  |
|--|-----------|-----------------|---------------------|----------------------|--------------|---------------------------------|-------------------|---|
| Ilumexico  | Main Fund | LLR             | \$ 51,076           | \$ 1,532             | 08/30/2017   | Recorded 08/30/2017             |                   |   |
| Sistema bio  | Main Fund | LLR             | 75,000              | 2,250                | 02/26/2018   | Recorded 02/26/2018             |                   |   |
| Ecofiltro  | Main Fund | LLR             | 175,000             | 5,250                | 08/23/2018   | Recorded 08/23/2018             |                   |   |
| Guayaki  | Main Fund | LLR             | 500,000             | 15,000               | 10/10/2018   | Recorded 10/10/2018             |                   |   |
| Harry Halloran Trust                               | Main Fund | LLR             | -                   | 30,000               | 01/16/2020   | Recorded 03/31/2021             |                   |   |
| Beneficial Returns                                 | Main Fund | LLR             | -                   | 3,500                | 12/31/2022   | Recorded 12/31/2022             |                   |   |
| Harry Halloran Trust                               | Main Fund | LLR from Grants | -                   | 80,000               | -            | Recorded 04/09/2018             |                   |   |
| Pete Giovale                                       | Main Fund | LLR from Grants | -                   | 20,000               | -            | Recorded 11/25/2020             | \$ 287,085        | Currently recorded in Xero - Loan Loss Reserve. |
| Tides Foundation - Higgins                         | Main Fund | LLR from Grants | -                   | 50,000               | -            | Recorded 12/31/2020             |                   |   |
| Interrupcion                                       | Main Fund | LLR from Grants | -                   | (70,018)             | -            | Recorded 12/31/2020             |                   |   |
| Perry Boyle  | Main Fund | LLR from Grants | -                   | 5,000                | -            | Recorded 01/03/2022             |                   |   |
| Harry Halloran Trust                               | Main Fund | LLR from Grants | -                   | 125,000              | -            | Recorded 04/01/2022             |                   |   |
| Perry Boyle  | Main Fund | LLR from Grants | -                   | 2,500                | -            | Recorded 05/31/2022             |                   |   |
| Ron Hoge   | Main Fund | LLR from Grants | -                   | 10,000               | -            | Recorded 07/13/2022             |                   |   |
| Beneficial Returns                                 | Main Fund | LLR             | -                   | 7,071                | 12/31/2023   | Recorded 12/31/2023             |                   |   |
| Ilumexico (deficit)                                | Main Fund | N/A             | 1,054               | 32                   | 08/30/2017   | Not recorded                    |                   |   |
| Ecofiltro (deficit)                                | Main Fund | N/A             | 5,905               | 177                  | 08/23/2018   | Not recorded                    |                   |   |
| Nazava/P.T Holland for Water                       | Main Fund | N/A             | 53,873              | 1,616                | 05/08/2019   | Not recorded                    |                   |   |
| Ecofiltro2   | Main Fund | N/A             | 40,000              | 1,200                | 07/17/2019   | Not recorded                    |                   |   |
| ATEC Cambodia                                      | Main Fund | N/A             | 15,594              | 468                  | 07/31/2019   | Not recorded                    |                   |   |
| ATEC2  | Main Fund | N/A             | 14,514              | 435                  | 10/02/2019   | Not recorded                    |                   |   |
| Fundacion Paraguaya                                | Main Fund | N/A             | 104,476             | 3,134                | 01/02/2020   | Not recorded                    |                   |   |
| Whole Forest                                       | Main Fund | N/A             | 91,408              | 2,742                | 04/06/2020   | Not recorded                    |                   |   |
| Ananas Anam  | Main Fund | N/A             | 36,000              | 1,080                | 05/26/2020   | Not recorded                    |                   |   |
| AKD/Kiwa/Inalprocess                               | Main Fund | N/A             | 100,000             | 3,000                | 07/30/2020   | Not recorded                    |                   |   |
| Chacha International Ltd                           | Main Fund | N/A             | 92,531              | 2,776                | 09/21/2020   | Not recorded                    |                   |   |
| EOS International                                  | Main Fund | N/A             | 30,000              | 900                  | 05/31/2021   | Not recorded                    |                   |   |
| Ilumexico2   | Main Fund | N/A             | 20,231              | 607                  | 06/04/2021   | Not recorded                    |                   |   |
| Ananas Anam2                                       | Main Fund | N/A             | 25,488              | 765                  | 06/14/2021   | Not recorded                    |                   |   |
| Ananas Anam3                                       | Main Fund | N/A             | 50,667              | 1,520                | 09/22/2021   | Not recorded                    |                   |   |
| Altitud  | Main Fund | N/A             | 50,000              | 1,500                | 02/01/2022   | Not recorded                    |                   |   |
| ATEC3  | Main Fund | N/A             | 34,145              | 1,024                | 02/24/2022   | Not recorded                    |                   |   |
| Aliet Green  | Main Fund | N/A             | 39,794              | 1,194                | 05/25/2022   | Not recorded                    |                   |   |
| Lionheart  | Main Fund | N/A             | 94,507              | 2,835                | 06/01/2022   | Not recorded                    | \$ 62,551         | Not recorded in Xero.                           |
| ATEC4  | Main Fund | N/A             | 126,073             | 3,782                | 07/28/2022   | Not recorded                    |                   |   |
| Ricinomex  | Main Fund | N/A             | 34,816              | 1,044                | 08/09/2022   | Not recorded                    |                   |   |
| Angaza 2nd loan                                    | Main Fund | N/A             | 13,393              | 402                  | 09/15/2022   | Not recorded                    |                   |   |
| Ecofiltro3   | Main Fund | N/A             | 112,626             | 3,379                | 09/30/2022   | Not recorded                    |                   |   |
| Ecofiltro4   | Main Fund | N/A             | 726                 | 22                   | 09/23/2022   | Not recorded                    |                   |   |
| Grupo Murlota                                      | Main Fund | N/A             | 62,931              | 1,888                | 11/15/2022   | Not recorded                    |                   |   |
| Ecofiltro5   | Main Fund | N/A             | 60,293              | 1,809                | 11/29/2022   | Not recorded                    |                   |   |
| Cimentafin, SOFOM, ENR (Echale)                    | Main Fund | N/A             | 84,217              | 2,526                | 03/04/2023   | Not recorded                    |                   |   |
| Altitud 2  | Main Fund | N/A             | 67,128              | 2,014                | 03/08/2023   | Not recorded                    |                   |   |
| Urmatt Ltd.  | Main Fund | N/A             | 29,249              | 877                  | 04/25/2023   | Not recorded                    |                   |   |
| Buen Manejo del Campo, S.A. de C.V (Sistema Bio 2) | Main Fund | N/A             | 437                 | 13                   | 06/07/2023   | Not recorded                    |                   |   |
| Aliet Green 2                                      | Main Fund | N/A             | 120,246             | 3,607                | 07/10/2023   | Not recorded                    |                   |   |
| Elisur Organic SAC                                 | Main Fund | N/A             | 245,582             | 7,367                | 08/28/2023   | Not recorded                    |                   |   |
| FLOR DE MAYO - SS2                                 | Main Fund | N/A             | -                   | -                    | 09/29/2023   | Not recorded                    |                   |   |
| Ricinomex 2  | Main Fund | N/A             | 72,120              | 2,164                | 11/10/2023   | Not recorded                    |                   |   |
| Dua Anyam 2  | Main Fund | N/A             | 75,000              | 2,250                | 01/24/2024   | Not recorded                    |                   |   |
| PT Kawanasi Sehat Dasacatur (2nd)                  | Main Fund | N/A             | 30,000              | 900                  | 02/01/2024   | Not recorded                    |                   |   |
| EOS International 2                                | Main Fund | N/A             | 50,000              | 1,500                | 02/22/2024   | Not recorded                    |                   |   |
| <b>Total†</b>                                      |           |                 | <b>\$ 2,886,098</b> | <b>\$ 349,636</b>    |              |                                 | <b>\$ 349,636</b> |   |

**Summary:**

|                             |                   |
|-----------------------------|-------------------|
| Additional Loans Threshold: | \$ 2,886,098      |
| Additional Loans To Date:   | 2,085,022         |
| Additional Loans To Go:     | <u>\$ 801,076</u> |

|   |                   |
|---|-------------------|
| Loan Loss Reserve from Grant Contribution:      | \$ 229,553        |
| Loan Loss Reserve for Additional Loans To Date: | 62,551            |
| Unused Reserve:                                 | <u>\$ 167,002</u> |

\* Only the loans under the Main Fund, net of participation loans, are included in the Loan Loss Reserve schedule.  
Three private foundations have collectively guaranteed an additional \$164,207 to Beneficial Returns' loan loss reserves. These amounts are committed in writing for no less than five years beginning December 2020.

Beneficial Returns, LLC  
**Investment in Loans (Borrowers) Schedule**  
 As of March 31, 2024



Beneficial Returns

| Borrower  | Fund             | Loan Amount                                    |                  | Accumulated Invoice made as of 2/29/2024 (prior month) |                | Balance as of 2/29/2024 (prior month) |                | Invoiced in Xero (for Principal) and Earned this month (for Interest) on 3/1/2024 - 3/31/2024 (current month) |              | Accumulated Invoice made as of 3/31/2024 (current month) |                | Total Investment in Loans Balance as of 03/31/2024 (current month) |   |                  |
|---|------------------|--|------------------|--|----------------|---------------------------------------|----------------|---|--------------|--|----------------|--|---|------------------|
|   |                  | Principal (Gross Loans Receivable - Long Term) | Interest         | Principal  | Interest       | Principal                             | Interest       | Principal   | Interest     | Principal (Loans Receivable - Invoiced)                  | Interest       | Principal (Net Loans Receivable - Long Term)                       | Accrued Interest Receivable - Borrowers | Total            |
|   |                  |  |                  |  |                |                                       |                |   |              |  |                |  |   |                  |
| Ecofitro  | Main Fund        | \$ 225,000                                     | \$ 63,031        | \$ 211,250   | \$ 63,094      | \$ 13,750                             | \$ 937         | \$ 616  | \$ 84        | \$ 211,866   | \$ 62,178      | \$ 13,134  | \$ -                                    | \$ 13,134        |
| Interrupcion  | Main Fund        | 500,000  | 133,893          | 500,000  | 133,893        | -                                     | -              | -   | -            | 500,000  | 133,893        | -  | -                                       | -                |
| Illumexico  | Main Fund        | 52,130   | 11,079           | 52,130   | 11,079         | -                                     | -              | -   | -            | 52,130   | 11,079         | -  | -                                       | -                |
| Sistema Bio   | Main Fund        | 75,000   | 18,413           | 75,000   | 18,413         | -                                     | -              | -   | -            | 75,000   | 18,413         | -  | -                                       | -                |
| Guayaki   | Main Fund        | 500,000  | 86,984           | 500,000  | 81,414         | -                                     | 5,570          | -   | -            | 500,000  | 81,414         | -  | -                                       | -                |
| Nazawa/P-T Holland for Water                        | Main Fund        | 53,873   | 8,097            | 53,873   | 8,097          | -                                     | -              | -   | -            | 53,873   | 8,097          | -  | -                                       | -                |
| Ecofitro2   | Main Fund        | 40,000   | 11,728           | 28,249   | 10,599         | 13,751                                | 1,129          | 608   | 100          | 36,857   | 10,699         | 13,143   | -                                       | 13,143           |
| ATEC Cambodia                                       | Main Fund        | 30,000   | 2,669            | 30,000   | 2,669          | -                                     | -              | -   | -            | 30,000   | 2,669          | -  | -                                       | -                |
| ATEC2   | Main Fund        | 30,000   | 2,458            | 30,000   | 2,458          | -                                     | -              | -   | -            | 30,000   | 2,458          | -  | -                                       | -                |
| Fundacion Paraguaya                                 | Main Fund        | 150,000  | 27,468           | 147,484  | 27,450         | 2,516                                 | 18             | 2,516   | 18           | 150,000  | 27,468         | (0)  | -                                       | (0)              |
| Whole Forest/Ecomadera                              | Main Fund        | 150,000  | 29,172           | 116,461  | 29,292         | 33,539                                | (120)          | 1,981   | 252          | 118,442  | 29,544         | 31,558   | -                                       | 31,558           |
| Ananas Anam   | Main Fund        | 36,000   | 7,001            | 33,352   | 6,962          | 2,648                                 | 39             | 876   | 20           | 34,228   | 6,982          | 1,772  | -                                       | 1,772            |
| AKD/Kiwa/Inalprocess                                | Main Fund        | 100,000  | 9,002            | 100,000  | 9,002          | -                                     | -              | -   | -            | 100,000  | 9,002          | -  | -                                       | -                |
| Chacha International Ltd                            | Main Fund        | 275,000  | 249,086          | 249,086  | 24,440         | 25,914                                | -              | 1,282   | 177          | 250,368  | 24,617         | 24,632   | -                                       | 24,632           |
| EOS International                                   | Main Fund        | 30,000   | 2,069            | 30,000   | 2,069          | -                                     | -              | -   | -            | 30,000   | 2,069          | -  | -                                       | -                |
| Illumexico2   | Main Fund        | 75,000   | 11,671           | 70,998   | 11,775         | 4,002                                 | (73)           | 26  | 71,821       | 11,921   | 3,379          | -  | 3,379                                   |                  |
| Ananas Anam2  | Main Fund        | 90,000   | 13,031           | 86,818   | 12,971         | 3,182                                 | 60             | 787   | 24           | 87,605   | 12,995         | 2,395  | -                                       | 2,395            |
| Ananas Anam3  | Main Fund        | 120,000  | 17,375           | 109,652  | 7,457          | 10,348                                | 9,918          | 1,445   | 78           | 111,097  | 7,535          | 8,903  | -                                       | 8,903            |
| Altitud   | Main Fund        | 50,000   | 6,012            | 50,000   | 6,012          | -                                     | 82             | -   | -            | 50,000   | 6,012          | -  | -                                       | -                |
| ATEC3   | Main Fund        | 150,000  | 14,403           | 146,234  | 3,818          | 3,766                                 | 10,585         | 1,248   | 25           | 147,482  | 3,843          | 2,518  | -                                       | 2,518            |
| Alliet Green  | Main Fund        | 150,000  | 27,488           | 125,972  | 19,212         | 24,028                                | 9,256          | 811   | 170          | 126,793  | 18,392         | 23,217   | -                                       | 23,217           |
| Linwest Agrotech Ltd.                               | Main Fund        | 400,000  | 66,178           | 348,989  | 17,681         | 53,031                                | 48,489         | 3,132   | 398          | 350,101  | 18,087         | 49,899   | -                                       | 49,899           |
| ATECA   | Main Fund        | 150,000  | 14,403           | 110,525  | 10,987         | 39,475                                | 3,406          | 823   | 283          | 115,345  | 11,250         | 34,655   | -                                       | 34,655           |
| Ricinomex   | Main Fund        | 150,000  | 25,773           | 127,241  | 4,252          | 22,759                                | 21,521         | 688   | 152          | 127,929  | 4,404          | 22,071   | -                                       | 22,071           |
| Angata 2nd loan                                     | Main Fund        | 550,000  | 57,745           | 548,832  | 57,345         | 1,168                                 | 400            | 1,168   | 10           | 550,000  | 57,355         | 0  | -                                       | 0                |
| Ecofitro3   | Main Fund        | 250,000  | 50,569           | 165,614  | 23,539         | 84,386                                | 27,300         | 1,717   | 527          | 167,331  | 24,066         | 82,669   | -                                       | 82,669           |
| Ecofitro4   | Main Fund        | 205,000  | 20,500           | 205,000  | 9              | -                                     | 20,491         | -   | -            | 205,000  | 9              | -  | -                                       | -                |
| Grupomurlota  | Main Fund        | 120,000  | 25,023           | 69,773   | 7,982          | 50,227                                | 17,041         | 1,347   | 377          | 71,120   | 8,359          | 48,880   | -                                       | 48,880           |
| Ecofitro5   | Main Fund        | 100,000  | 2,444            | 100,000  | 2,444          | -                                     | -              | -   | -            | 100,000  | 2,444          | -  | -                                       | -                |
| Cimentofin, SOFOM, ENR (Echale)                     | Main Fund        | 200,000  | 24,918           | 132,285  | 12,816         | 67,715                                | 21,202         | 2,145   | 574          | 134,430  | 13,390         | 65,570   | 574                                     | 66,144           |
| Altitud 2   | Main Fund        | 100,000  | 11,737           | 89,155   | 4,970          | 40,845                                | 6,767          | 5,336   | 357          | 64,891   | 5,327          | 35,309   | -                                       | 35,309           |
| Urmatt Ltd  | Main Fund        | 500,000  | 33,028           | 494,196  | 10,100         | 5,804                                 | 22,928         | 5,778   | 43           | 499,974  | 10,143         | 28   | -                                       | 28               |
| Buen Manejo del Campo, S.A. de C.V. (Sistema Bio 2) | Main Fund        | 550,000  | 75,625           | 550,000  | 13,997         | -                                     | 61,628         | -   | 1,912        | 550,000  | 15,909         | -  | -                                       | -                |
| Alliet Green 2                                      | Main Fund        | 150,000  | 23,261           | 84,419   | 17,850         | 65,581                                | 5,411          | 2,028   | 491          | 86,447   | 18,341         | 63,553   | 925                                     | 64,478           |
| Meds & Food for Kids                                | Main Fund        | 800,000  | 16,194           | 800,000  | -              | 16,194                                | -              | -   | -            | 800,000  | -              | -  | -                                       | -                |
| Elixir Organic SAC                                  | Main Fund        | 300,000  | 76,537           | 153,120  | 12,809         | 146,880                               | 63,728         | 2,244   | 1,115        | 155,364  | 13,924         | 144,636  | -                                       | 144,636          |
| Flor De Mayo - SS2                                  | Main Fund        | 340,000  | 21,580           | -  | 1,932          | 340,000                               | 20,448         | -   | 1,302        | -  | 2,434          | 340,000  | 1,302                                   | 341,302          |
| Ricinomex 2   | Main Fund        | 120,000  | 24,023           | 51,651   | 12,312         | 68,349                                | 11,711         | 1,276   | 527          | 52,927   | 12,839         | 87,073   | -                                       | 87,073           |
| Du Anyam 2  | Main Fund        | 75,000   | 3,500            | 39,998   | 3,500          | 35,002                                | 2,544          | 381   | 39,998       | 35,002   | 763            | -  | 35,765                                  |                  |
| PT Kawanasai Sehat Dasacatur (2nd)                  | Main Fund        | 30,000   | 5,834            | -  | -              | 30,000                                | 5,834          | 1,047   | 446          | 1,047  | 446            | 28,953   | -                                       | 28,953           |
| EOS International 2                                 | Main Fund        | 50,000   | 6,301            | -  | -              | 50,000                                | 6,301          | -   | -            | -  | 446            | 50,000   | -                                       | 50,000           |
| Be Cit  | Main Fund        | 422,900  | -                | -  | -              | 422,900                               | -              | -   | -            | -  | -              | 422,900  | -                                       | 422,900          |
| <b>Total - Main Fund</b>                            |                  | <b>8,444,903</b>                               | <b>1,097,287</b> | <b>6,783,337</b>                                       | <b>701,365</b> | <b>1,661,566</b>                      | <b>420,475</b> | <b>45,717</b>   | <b>9,849</b> | <b>6,829,054</b>   | <b>711,214</b> | <b>1,616,295</b>   | <b>3,564</b>                            | <b>1,619,849</b> |
| Bats II Maya 2                                      | Reciprocity Fund | 75,000   | 6,000            | 75,000   | 12,000         | -                                     | (6,000)        | -   | -            | 75,000   | 12,000         | -  | -                                       | -                |
| RONAP   | Reciprocity Fund | 75,000   | 10,104           | 75,000   | 10,104         | -                                     | -              | -   | -            | 75,000   | 10,104         | -  | -                                       | -                |
| Forest Wise   | Reciprocity Fund | 50,000   | 8,920            | 49,944   | 2,811          | 56                                    | 6,109          | -   | -            | 49,944   | 2,811          | 56   | -                                       | 56               |
| COOPBAM   | Reciprocity Fund | 75,000   | 13,380           | 75,000   | 7,760          | -                                     | 5,620          | -   | -            | 75,000   | 7,760          | -  | -                                       | -                |
| Simbiosis/ID Bioforest Peru SAC                     | Reciprocity Fund | 52,500   | 9,366            | 52,500   | 9,366          | -                                     | -              | -   | -            | 52,500   | 9,366          | -  | -                                       | -                |
| CENCOIC   | Reciprocity Fund | 75,000   | 6,000            | 75,000   | 6,000          | -                                     | -              | -   | -            | 75,000   | 6,000          | -  | -                                       | -                |
| CORTEPAZ  | Reciprocity Fund | 25,000   | 4,737            | 13,492   | 3,643          | 11,508                                | 1,094          | -   | 85           | 13,492   | 3,728          | 11,508   | (1,049)                                 | 10,459           |
| COOPAVAM  | Reciprocity Fund | 75,000   | 15,000           | -  | 14,000         | -                                     | 75,000         | -   | 500          | -  | 14,500         | 1,000  | -                                       | 76,000           |
| Maya Mountain Cacao Limited                         | Reciprocity Fund | 45,000   | 10,041           | 15,896   | 6,120          | 29,104                                | 3,921          | 170   | 194          | 18,086   | 6,314          | 26,934   | -                                       | 26,934           |
| Forest Wise 2                                       | Reciprocity Fund | 75,000   | 13,380           | 20,589   | 9,100          | 54,411                                | 4,280          | 4,541   | 296          | 25,130   | 9,395          | 49,870   | -                                       | 49,870           |
| CEPRO Yanasha                                       | Reciprocity Fund | 75,000   | 12,403           | 9,425  | 1,500          | 65,575                                | 10,903         | 437   | 9,927        | 9,927  | 1,937          | 65,575   | -                                       | 65,575           |
| AFIMAD  | Reciprocity Fund | 50,000   | 8,920            | 8,200  | 5,173          | 41,800                                | 3,747          | -   | -            | 8,200  | 5,173          | 41,800   | 2,777                                   | 44,577           |
| Asosynekun  | Reciprocity Fund | 40,000   | 7,136            | 13,537   | 4,139          | 26,463                                | 2,997          | 176   | 176          | 13,537   | 4,139          | 26,463   | 176                                     | 26,399           |
| EcoOla  | Reciprocity Fund | 35,000   | 8,263            | 7,434  | 3,951          | 27,566                                | 4,312          | 195   | 29           | 7,434  | 4,146          | 27,566   | -                                       | 27,566           |
| UOPKCAE   | Reciprocity Fund | 40,000   | 3,766            | 19,208   | 2,633          | 20,792                                | 1,133          | -   | 29           | 19,208   | 2,662          | 20,792   | 474                                     | 21,266           |
| Simbiosis/ID Bioforest Peru SAC 2                   | Reciprocity Fund | 75,000   | 13,380           | 16,594   | 5,511          | 58,416                                | 7,869          | 4,355   | 389          | 20,939   | 5,900          | 54,060   | -                                       | 54,060           |
| Someone Somewhere                                   | Reciprocity Fund | 40,000   | 6,400            | -  | 3,200          | 40,000                                | 3,200          | -   | 267          | -  | 3,467          | 40,000   | -                                       | 40,000           |
| RONAP 2   | Reciprocity Fund | 75,000   | 10,104           | 23,048   | 5,320          | 51,952                                | 4,784          | -   | 346          | 23,048   | 5,666          | 51,952   | 693                                     | 52,641           |
| EL REFLEJO TERCER MILENIO SC de RL de CV            | Reciprocity Fund | 100,000  | 16,000           | -  | 8,000          | 100,000                               | 8,000          | -   | 667          | -  | 8,667          | 100,000  | 667                                     | 100,667          |
| Bats II Maya 3                                      | Reciprocity Fund | 100,000  | 18,000           | 20,000   | 7,400          | 80,000                                | 11,200         | -   | 533          | 20,000   | 7,933          | 80,000   | -                                       | 80,533           |
| COOPBAM 2   | Reciprocity Fund | 100,000  | 17,840           | 16,419   | 5,676          | 83,581                                | 12,164         | 5,693   | 557          | 22,112   | 6,233          | 77,887   | -                                       | 77,887           |
| CENCOIC 2   | Reciprocity Fund | 100,000  | 20,627           | -  | 4,000          | 100,000                               | 16,627         | 12,661  | 667          | 12,661   | 4,667          | 87,339   | -                                       | 87,339           |
| Maya Mountain Cacao Limited 2                       | Reciprocity Fund | 60,000   | 9,800            | -  | 3,800          | 60,000                                | 6,000          | -   | 400          | -  | 4,000          | 60,000   | -                                       | 60,000           |
| COBIUS  | Reciprocity Fund | 8,000  | 1,078            | 1,826  | 644            | 6,174                                 | 465            | -   | 41           | 1,826  | 644            | 6,174  | 41                                      | 6,216            |
| Du Anyam  | Reciprocity Fund | 75,000   | 12,000           | -  | 4,500          | 75,000                                | 7,500          | -   | 500          | -  | 5,000          | 75,000   | 500                                     | 75,500           |
| PT Kawanasai Sehat Dasacatur                        | Reciprocity Fund | 100,000  | 21,050           | -  | 4,667          | 100,000                               | 16,383         | -   | 667          | -  | 5,334          | 100,000  | 1,333                                   | 101,333          |
| Arte Colibri Artesanias                             | Reciprocity Fund | 20,000   | 3,568            | 2,167  | 779            | 17,833                                | 2,789          | -   | 119          | 2,167  | 898            | 17,833   | 238                                     | 18,071           |
| Asociacion Agro Artesanal Winak 3                   | Reciprocity Fund | 29,845   | 1,913            | 9,490  | 1,029          | 20,155                                | 884            | 1,619   | 134          | 11,109   | 1,838          | 18,536   | -                                       | 18,536           |
| CAC Yalathwe  | Reciprocity Fund | 10,000   | 921              | 2,354  | 377            | 7,646                                 | 544            | -   | 51           | 2,354  | 428            | 7,647  | 51                                      | 7,697            |
| Aprozarza   | Reciprocity Fund | 30,000   | 2,762            | 3,495  | 600            | 26,505                                | 2,162          | 3,565   | 177          | 7,060  | 777            | 22,940   | -                                       | 22,940           |
| Café Alma   | Reciprocity Fund | 100,000  | 13,472           | 7,456  | 667            | 92,544                                | 12,805         | 617   | 617          | 7,456  | 1,284          | 92,544   |   |                  |

Beneficial Returns, LLC  
**Investment in Loans (Borrowers) Schedule**  
 As of March 31, 2024



Beneficial Returns

| Borrower   | Fund               | Loan Amount                                    |                     | Accumulated Invoice made as of 2/29/2024 (prior month) |                     | Balance as of 2/29/2024 (prior month) |                   | Invoiced in Xero (for Principal) and Earned this month (for Interest) on 3/1/2024 - 3/31/2024 (current month) |                  | Accumulated Invoice made as of 3/31/2024 (current month) |                     | Total Investment in Loans Balance as of 03/31/2024 (current month) |  |                     |
|--|--------------------|--|---------------------|--|---------------------|---------------------------------------|-------------------|---|------------------|--|---------------------|--|--|---------------------|
|  |                    | Principal (Gross Loans Receivable - Long Term) | Interest            | Principal  | Interest            | Principal                             | Interest          | Principal   | Interest         | Principal (Loans Receivable - Invoiced)                  | Interest            | Principal (Net Loans Receivable - Long Term)                       | Accrued Interest (Accrued Interest Receivable - Borrowers) | Total               |
|  |                    |  |                     |  |                     |                                       |                   |   |                  |  |                     |  |  |                     |
| iKure  | Truss Fund 1.0     | \$ 40,000                                      | \$ 1,414            | \$ 40,000  | \$ 1,414            | \$ -                                  | \$ -              | \$ -  | \$ -             | \$ 40,000  | \$ 1,414            | \$ -   | \$ -   | \$ -                |
| Deevabits Green Energy                               | Truss Fund 1.0     | 25,000   | -                   | 25,000   | -                   | -                                     | -                 | -   | -                | 25,000   | -                   | -  | -  | -                   |
| National Union of Coffee /NUCAFE                     | Truss Fund 1.0     | 100,000  | 2,520               | 100,000  | 2,520               | -                                     | -                 | -   | -                | 100,000  | 2,520               | -  | -  | -                   |
| Polinade Group                                       | Truss Fund 1.0     | 100,000  | 2,266               | 100,000  | 2,266               | -                                     | -                 | -   | -                | 100,000  | 2,266               | -  | -  | -                   |
| Azimuth/Easy Solar                                   | Truss Fund 1.0     | 100,000  | 259                 | 100,000  | 259                 | -                                     | -                 | -   | -                | 100,000  | 259                 | -  | -  | -                   |
| Inspiring Teachers                                   | Truss Fund 1.0     | 50,000   | 2,186               | 50,000   | 2,186               | -                                     | -                 | -   | -                | 50,000   | 2,186               | -  | -  | -                   |
| E-Hands Energy                                       | Truss Fund 1.0     | 85,000   | 2,596               | 85,000   | 2,596               | -                                     | -                 | -   | -                | 85,000   | 2,596               | -  | -  | -                   |
| Emerging Cooking Solutions                           | Truss Fund 1.0     | 100,000  | 2,520               | 100,000  | 2,520               | -                                     | -                 | -   | -                | 100,000  | 2,520               | -  | -  | -                   |
| iKure2   | Truss Fund 1.0     | 40,000   | 1,274               | 40,000   | 1,274               | -                                     | -                 | -   | -                | 40,000   | 1,274               | -  | -  | -                   |
| Grassland Cameroon Ltd                               | Truss Fund 1.0     | 70,000   | 1,764               | 70,000   | 1,764               | -                                     | -                 | -   | -                | 70,000   | 1,764               | -  | -  | -                   |
| Wana Solutions Uganda Ltd                            | Truss Fund 1.0     | 50,000   | 1,512               | 50,000   | 1,512               | -                                     | -                 | -   | -                | 50,000   | 1,512               | -  | -  | -                   |
| <b>Total - Truss Fund 1.0</b>                        |                    | <b>760,000</b>                                 | <b>18,312</b>       | <b>760,000</b>   | <b>18,312</b>       | -                                     | -                 | -   | -                | <b>760,000</b>   | <b>18,312</b>       | -  | -  | -                   |
| Doselva P.B.C  | Truss Fund 2.0     | -  | 15,000              | -  | 15,000              | -                                     | -                 | -   | -                | -  | 15,000              | -  | -  | -                   |
| Moringa Connect                                      | Truss Fund 2.0     | 150,000  | 5,625               | 150,000  | 5,625               | -                                     | -                 | -   | -                | 150,000  | 5,625               | -  | -  | -                   |
| Numida Technologies, Inc.                            | Truss Fund 2.0     | 150,000  | 15,000              | -  | 18,188              | 150,000                               | (3,188)           | -   | 1,063            | -  | 19,251              | 150,000  | -  | 150,000             |
| Deevabits Green Energy 2                             | Truss Fund 2.0     | 50,000   | 3,515               | 50,000   | 3,515               | -                                     | -                 | -   | -                | 50,000   | 3,515               | -  | -  | -                   |
| All Across Africa                                    | Truss Fund 2.0     | 50,000   | 15,625              | -  | -                   | -                                     | -                 | -   | -                | 50,000   | 15,625              | -  | -  | -                   |
| EarthSpark International                             | Truss Fund 2.0     | 150,000  | 16,250              | -  | 13,125              | 150,000                               | 3,125             | -   | 625              | -  | 13,750              | 150,000  | 1,875  | 151,875             |
| Vitalite Zambia                                      | Truss Fund 2.0     | 150,000  | 10,932              | 83,291   | 10,098              | 66,709                                | 834               | 21,961  | 278              | 105,252  | 10,376              | 44,748   | -  | 44,748              |
| Angaza Designs, Inc.                                 | Truss Fund 2.0     | 150,000  | 5,563               | 118,481  | 9,169               | 31,519                                | 394               | 31,519  | 0                | 150,050  | 9,169               | 0  | -  | 0                   |
| Cycle Connect  | Truss Fund 2.0     | 150,000  | 8,560               | 111,091  | 7,829               | 38,909                                | 731               | -   | 162              | 111,091  | 7,991               | 38,909   | 324  | 39,233              |
| Suyo Public Benefit Corporation                      | Truss Fund 2.0     | 125,000  | 9,375               | 125,000  | 4,688               | -                                     | 4,687             | -   | -                | 125,000  | 4,688               | -  | -  | -                   |
| Cycle Connect 2                                      | Truss Fund 2.0     | 150,000  | 8,560               | 148,111  | 231                 | 1,889                                 | 8,329             | 622   | 8                | 148,766  | 239                 | 1,267  | -  | 1,267               |
| Doselva P.B.C 2                                      | Truss Fund 2.0     | 150,000  | 10,500              | -  | 7,875               | 150,000                               | 2,625             | -   | 875              | -  | 8,750               | 150,000  | 1,750  | 151,750             |
| WARC Group   | Truss Fund 2.0     | 200,000  | 29,775              | -  | 4,500               | 200,000                               | 25,275            | -   | 1,500            | -  | 6,000               | 200,000  | -  | 200,000             |
| All Across Africa 2                                  | Truss Fund 2.0     | 100,000  | 8,500               | -  | 2,125               | 100,000                               | 6,375             | -   | 708              | -  | 2,833               | 100,000  | 708  | 100,708             |
| <b>Total - Truss Fund 2.0</b>                        |                    | <b>1,725,000</b>                               | <b>166,780</b>      | <b>835,974</b>   | <b>117,593</b>      | <b>889,026</b>                        | <b>49,167</b>     | <b>54,102</b>   | <b>5,219</b>     | <b>890,159</b>   | <b>122,912</b>      | <b>534,924</b>   | <b>4,658</b>   | <b>539,582</b>      |
| Eesmart Global, Inc.                                 | Cartier Fund       | 100,000  | 10,000              | -  | 6,250               | 100,000                               | 3,750             | -   | 417              | -  | 6,667               | 100,000  | 417  | 100,417             |
| DELEE, Inc.  | Cartier Fund       | 45,000   | 3,375               | -  | 2,250               | 45,000                                | 1,125             | -   | 188              | -  | 2,438               | 45,000   | -  | 45,000              |
| INNOVACION TDEM SOCIEDAD ANONIMA DE CAPITAL VARIABLE | Cartier Fund       | 20,000   | 629                 | 20,000   | 629                 | -                                     | -                 | -   | -                | 20,000   | 629                 | -  | -  | -                   |
| Vergo  | Cartier Fund       | 100,000  | 5,000               | -  | 5,000               | 100,000                               | -                 | -   | -                | -  | 5,000               | -  | -  | 100,000             |
| Spouts of Water, Ltd                                 | Cartier Fund       | 200,000  | 20,000              | -  | 7,500               | 200,000                               | 12,500            | -   | 833              | -  | 8,333               | 200,000  | 1,667  | 201,667             |
| Ananas Anam UK Limited                               | Cartier Fund       | 200,000  | 21,910              | 34,536   | 7,072               | 165,464                               | 14,838            | -   | 689              | 34,536   | 7,761               | 165,464  | 689  | 166,153             |
| Vergo2   | Cartier Fund       | 100,000  | 3,333               | -  | 3,333               | 100,000                               | -                 | -   | -                | -  | 3,333               | 100,000  | -  | 100,000             |
| UpTrade International B.V. (Term Loan)               | Cartier Fund       | 10,794   | 1,182               | 1,235  | 262                 | 9,559                                 | 920               | 629   | 40               | 1,864  | 302                 | 8,930  | -  | 8,930               |
| UpTrade International B.V. (Working Capital Loan)    | Cartier Fund       | 23,551   | 2,355               | -  | 560                 | 23,551                                | 1,766             | -   | 98               | -  | 667                 | 23,551   | -  | 23,551              |
| PT Sukkha Citta Indonesia                            | Cartier Fund       | 135,000  | 13,500              | -  | 3,375               | 135,000                               | 10,125            | -   | 563              | -  | 3,938               | 135,000  | -  | 135,000             |
| Platinum Fisheries Ltd                               | Cartier Fund       | 35,000   | 3,117               | -  | -                   | 35,000                                | 3,117             | 2,988   | 146              | 2,988  | 146                 | 32,012   | -  | 32,012              |
| Retoma Holding Spa                                   | Cartier Fund       | 200,000  | 20,000              | -  | 2,500               | 200,000                               | 17,500            | -   | 833              | -  | 3,333               | 200,000  | 1,667  | 201,667             |
| InvestED   | Cartier Fund       | 80,000   | 7,050               | -  | 1,000               | 80,000                                | 6,050             | -   | 333              | -  | 1,333               | 80,000   | 333  | 80,333              |
| Beyond Work  | Cartier Fund       | 70,000   | 5,454               | -  | 875                 | 70,000                                | 4,579             | -   | 292              | -  | 1,167               | 70,000   | -  | 70,000              |
| Market Doctors                                       | Cartier Fund       | 65,000   | 4,228               | -  | -                   | 65,000                                | 4,228             | -   | 271              | -  | 271                 | 65,000   | -  | 65,000              |
| <b>Total - Cartier Fund</b>                          |                    | <b>1,384,345</b>                               | <b>121,133</b>      | <b>55,771</b>  | <b>40,635</b>       | <b>1,328,574</b>                      | <b>80,498</b>     | <b>3,617</b>  | <b>4,702</b>     | <b>59,388</b>  | <b>45,337</b>       | <b>1,324,957</b>   | <b>4,773</b>   | <b>1,329,730</b>    |
| Nazawa P.T Holland for Water 2                       | Miller Center Fund | 75,000   | 13,723              | -  | 4,781               | 75,000                                | 8,942             | -   | 531              | -  | 5,312               | 75,000   | 531  | 75,531              |
| Anavaa De Infosystems Private Limited                | Miller Center Fund | 98,333   | 34,064              | -  | -                   | 98,333                                | 34,064            | -   | 738              | -  | 98,333              | 5,163  | -  | 103,496             |
| Deevabits Green Energy 3                             | Miller Center Fund | 200,000  | 11,667              | -  | 10,000              | 200,000                               | 11,667            | -   | 1,667            | -  | 11,667              | 200,000  | -  | 200,000             |
| Vitalite Group LTD                                   | Miller Center Fund | 90,000   | 21,807              | (2,250)  | -                   | 92,250                                | 21,807            | -   | 769              | (2,250)  | 92,252              | 1,538  | -  | 93,790              |
| Mitindo Design Studios                               | Miller Center Fund | 20,000   | -                   | -  | -                   | 20,000                                | -                 | -   | -                | -  | -                   | -  | -  | -                   |
| Close Out of Interest Income                         | Miller Center Fund | -  | -                   | (2,250)  | -                   | -                                     | -                 | -   | (3,704)          | -  | -                   | -  | -  | -                   |
| <b>Total - Miller Center Fund</b>                    |                    | <b>463,333</b>                                 | <b>81,261</b>       | <b>(2,250)</b>   | <b>14,781</b>       | <b>485,583</b>                        | <b>66,480</b>     | <b>-</b>  | <b>(3,704)</b>   | <b>(2,250)</b>   | <b>18,495</b>       | <b>465,585</b>   | <b>7,231</b>   | <b>472,817</b>      |
| <b>Total</b>   |                    | <b>\$ 15,680,726</b>                           | <b>\$ 1,897,538</b> | <b>\$ 9,421,350</b>                                    | <b>\$ 1,097,435</b> | <b>\$ 6,209,376</b>                   | <b>\$ 796,343</b> | <b>\$ 150,459</b>   | <b>\$ 30,822</b> | <b>\$ 9,571,892</b>                                      | <b>\$ 1,131,961</b> | <b>\$ 6,108,834</b>  | <b>\$ 33,661</b>   | <b>\$ 6,142,495</b> |

# Beneficial Returns, LLC

## Payable to Participants Schedule

### As of March 31, 2024



| Contact  | Fund      | Invoice Date | Due Date  | Description                                | Amount         | Scrubbed Notes      |
|--|-----------|--------------|-----------|--|----------------|---------------------|
| Principal - 33% of \$680,000                                 | Main Fund | 1/27/2024    | 2/5/2024  | Sistema Bio - Invoice for 33% of \$680,000 | \$ 224,400     | Due on Feb 5, 2024  |
| <b>Principal - 33% of \$680,000 Total</b>                    |           |              |           |  | <b>224,400</b> |                     |
| Highlands - Ecofiltro  | Main Fund | 12/15/2023   | 3/15/2024 | Ecofiltro #61                              | 2,057          | Due on Mar 22, 2024 |
| Highlands - Ecofiltro  | Main Fund | 1/15/2024    | 3/15/2024 | Ecofiltro #62                              | 2,057          | Due on Mar 22, 2024 |
| Highlands - Ecofiltro  | Main Fund | 2/15/2024    | 3/15/2024 | Ecofiltro #63                              | 2,057          | Due on Mar 22, 2024 |
| <b>Highlands - Ecofiltro Total</b>                           |           |              |           |  | <b>6,172</b>   |                     |
| MCI - Sistema Bio 2  | Main Fund | 12/27/2023   | 3/15/2024 | Sistema Bio2 #7                            | 388            | Due on Mar 22, 2024 |
| MCI - Sistema Bio 2  | Main Fund | 1/27/2024    | 3/15/2024 | Sistema Bio2 #8                            | 320            | Due on Mar 22, 2024 |
| MCI - Sistema Bio 2  | Main Fund | 2/27/2024    | 3/15/2024 | Sistema Bio2 #9                            | 363            | Due on Mar 22, 2024 |
| <b>MCI - Sistema Bio 2 Total</b>                             |           |              |           |  | <b>1,138</b>   |                     |
| Missionary Sisters - Fundacion Paraguaya                     | Main Fund | 3/20/2024    | 3/15/2024 | Fundacion Paraguaya #48                    | 1,163          | Due on Mar 22, 2024 |
| <b>Missionary Sisters - Fundacion Paraguaya Total</b>        |           |              |           |  | <b>1,163</b>   |                     |
| AFC - Chacha   | Main Fund | 2/1/2024     | 4/1/2024  | Chacha #40                                 | 2,325          | Due on Apr 08, 2024 |
| AFC - Chacha   | Main Fund | 3/1/2024     | 4/1/2024  | Chacha #41                                 | 2,325          | Due on Apr 08, 2024 |
| AFC - Chacha   | Main Fund | 3/15/2024    | 4/1/2024  | Chacha #42                                 | 2,325          | Due on Apr 08, 2024 |
| <b>AFC - Chacha Total</b>                                    |           |              |           |  | <b>6,974</b>   |                     |
| AFC - Lionheart  | Main Fund | 1/15/2024    | 4/1/2024  | Lion #19                                   | 2,471          | Due on Apr 08, 2024 |
| AFC - Lionheart  | Main Fund | 2/15/2024    | 4/1/2024  | Lion #20                                   | 2,471          | Due on Apr 08, 2024 |
| AFC - Lionheart  | Main Fund | 3/15/2024    | 4/1/2024  | Lion #21                                   | 2,471          | Due on Apr 08, 2024 |
| <b>AFC - Lionheart Total</b>                                 |           |              |           |  | <b>7,414</b>   |                     |
| Bong Shu Lin - Lionheart                                     | Main Fund | 1/15/2024    | 4/1/2024  | Lion #19                                   | 1,412          | Due on Apr 08, 2024 |
| Bong Shu Lin - Lionheart                                     | Main Fund | 2/15/2024    | 4/1/2024  | Lion #20                                   | 1,412          | Due on Apr 08, 2024 |
| Bong Shu Lin - Lionheart                                     | Main Fund | 3/15/2024    | 4/1/2024  | Lion #21                                   | 1,412          | Due on Apr 08, 2024 |
| <b>Bong Shu Lin - Lionheart Total</b>                        |           |              |           |  | <b>4,237</b>   |                     |
| Chan - Ananas Anam 2   | Main Fund | 1/15/2024    | 4/1/2024  | Ananas2 #31                                | 733            | Due on Apr 08, 2024 |
| Chan - Ananas Anam 2   | Main Fund | 2/15/2024    | 4/1/2024  | Ananas2 #32                                | 733            | Due on Apr 08, 2024 |
| Chan - Ananas Anam 2   | Main Fund | 3/15/2024    | 4/1/2024  | Ananas2 #33                                | 733            | Due on Apr 08, 2024 |
| <b>Chan - Ananas Anam 2 Total</b>                            |           |              |           |  | <b>2,199</b>   |                     |
| Clarion - Lionheart  | Main Fund | 1/15/2024    | 4/1/2024  | Lion #19                                   | 2,665          | Due on Apr 08, 2024 |
| Clarion - Lionheart  | Main Fund | 2/15/2024    | 4/1/2024  | Lion #20                                   | 2,665          | Due on Apr 08, 2024 |
| Clarion - Lionheart  | Main Fund | 3/15/2024    | 4/1/2024  | Lion #21                                   | 2,665          | Due on Apr 08, 2024 |
| <b>Clarion - Lionheart Total</b>                             |           |              |           |  | <b>7,994</b>   |                     |
| DF Impact - Echale   | Main Fund | 1/15/2024    | 4/1/2024  | Echale #7                                  | 3,020          | Due on Apr 08, 2024 |
| DF Impact - Echale   | Main Fund | 2/15/2024    | 4/1/2024  | Echale #8                                  | 3,020          | Due on Apr 08, 2024 |
| DF Impact - Echale   | Main Fund | 3/15/2024    | 4/1/2024  | Echale #9                                  | 3,020          | Due on Apr 08, 2024 |
| <b>DF Impact - Echale Total</b>                              |           |              |           |  | <b>9,059</b>   |                     |
| DF Impact 1 - Ecofiltro                                      | Main Fund | 2/1/2024     | 4/1/2024  | Ecofiltro3 #16                             | 910            | Due on Apr 08, 2024 |
| DF Impact 1 - Ecofiltro                                      | Main Fund | 3/1/2024     | 4/1/2024  | Ecofiltro3 #17                             | 910            | Due on Apr 08, 2024 |
| DF Impact 1 - Ecofiltro                                      | Main Fund | 3/2/2024     | 4/1/2024  | Ecofiltro3 #18                             | 910            | Due on Apr 08, 2024 |
| <b>DF Impact 1 - Ecofiltro Total</b>                         |           |              |           |  | <b>2,729</b>   |                     |
| DF Impact 2 - Ecofiltro                                      | Main Fund | 2/1/2024     | 4/1/2024  | Ecofiltro3 #16                             | 924            | Due on Apr 08, 2024 |
| DF Impact 2 - Ecofiltro                                      | Main Fund | 3/1/2024     | 4/1/2024  | Ecofiltro3 #17                             | 924            | Due on Apr 08, 2024 |
| DF Impact 2 - Ecofiltro                                      | Main Fund | 3/2/2024     | 4/1/2024  | Ecofiltro3 #18                             | 924            | Due on Apr 08, 2024 |
| <b>DF Impact 2 - Ecofiltro Total</b>                         |           |              |           |  | <b>2,771</b>   |                     |
| Erk B. Schultz - Ananas Anam 3                               | Main Fund | 1/21/2024    | 4/1/2024  | Ananas3 #28                                | 879            | Due on Apr 08, 2024 |
| Erk B. Schultz - Ananas Anam 3                               | Main Fund | 2/21/2024    | 4/1/2024  | Ananas3 #29                                | 879            | Due on Apr 08, 2024 |
| Erk B. Schultz - Ananas Anam 3                               | Main Fund | 3/22/2024    | 4/1/2024  | Ananas3 #30                                | 879            | Due on Apr 08, 2024 |
| <b>Erk B. Schultz - Ananas Anam 3 Total</b>                  |           |              |           |  | <b>2,637</b>   |                     |
| Friends of Tilonia - Echale                                  | Main Fund | 1/15/2024    | 4/1/2024  | Echale #7                                  | 744            | Due on Apr 08, 2024 |
| Friends of Tilonia - Echale                                  | Main Fund | 2/15/2024    | 4/1/2024  | Echale #8                                  | 744            | Due on Apr 08, 2024 |
| Friends of Tilonia - Echale                                  | Main Fund | 3/15/2024    | 4/1/2024  | Echale #9                                  | 744            | Due on Apr 08, 2024 |
| <b>Friends of Tilonia - Echale Total</b>                     |           |              |           |  | <b>2,231</b>   |                     |
| FYDF - Angaza 2  | Main Fund | 1/15/2024    | 4/1/2024  | Angaza2 #16                                | 42,804         | Due on Apr 08, 2024 |
| FYDF - Angaza 2  | Main Fund | 2/15/2024    | 4/1/2024  | Angaza2 #17                                | 42,804         | Due on Apr 08, 2024 |
| FYDF - Angaza 2  | Main Fund | 3/15/2024    | 4/1/2024  | Angaza2 #18                                | 42,804         | Due on Apr 08, 2024 |
| <b>FYDF - Angaza 2 Total</b>                                 |           |              |           |  | <b>128,411</b> |                     |
| Genesis Charitable Trust - Ananas Anam 3                     | Main Fund | 1/21/2024    | 4/1/2024  | Ananas3 #28                                | 796            | Due on Apr 08, 2024 |
| Genesis Charitable Trust - Ananas Anam 3                     | Main Fund | 2/21/2024    | 4/1/2024  | Ananas3 #29                                | 796            | Due on Apr 08, 2024 |
| Genesis Charitable Trust - Ananas Anam 3                     | Main Fund | 3/22/2024    | 4/1/2024  | Ananas3 #30                                | 796            | Due on Apr 08, 2024 |
| <b>Genesis Charitable Trust - Ananas Anam 3 Total</b>        |           |              |           |  | <b>2,387</b>   |                     |
| Kim - Ananas Anam 2  | Main Fund | 1/15/2024    | 4/1/2024  | Ananas2 #31                                | 586            | Due on Apr 08, 2024 |
| Kim - Ananas Anam 2  | Main Fund | 2/15/2024    | 4/1/2024  | Ananas2 #32                                | 586            | Due on Apr 08, 2024 |
| Kim - Ananas Anam 2  | Main Fund | 3/15/2024    | 4/1/2024  | Ananas2 #33                                | 586            | Due on Apr 08, 2024 |
| <b>Kim - Ananas Anam 2 Total</b>                             |           |              |           |  | <b>1,758</b>   |                     |
| Lee Pei - Chacha   | Main Fund | 1/11/2023    | 4/1/2024  | Chacha #37                                 | 182            | Due on Apr 08, 2024 |
| Lee Pei - Chacha   | Main Fund | 12/1/2023    | 4/1/2024  | Chacha #38                                 | 182            | Due on Apr 08, 2024 |
| Lee Pei - Chacha   | Main Fund | 1/1/2024     | 4/1/2024  | Chacha #39                                 | 182            | Due on Apr 08, 2024 |
| Lee Pei - Chacha   | Main Fund | 2/1/2024     | 4/1/2024  | Chacha #40                                 | 182            | Due on Apr 08, 2024 |
| Lee Pei - Chacha   | Main Fund | 3/1/2024     | 4/1/2024  | Chacha #41                                 | 182            | Due on Apr 08, 2024 |
| Lee Pei - Chacha   | Main Fund | 3/15/2024    | 4/1/2024  | Chacha #42                                 | 182            | Due on Apr 08, 2024 |
| <b>Lee Pei - Chacha Total</b>                                |           |              |           |  | <b>1,091</b>   |                     |
| Lee Pei - Lionheart  | Main Fund | 1/15/2024    | 4/1/2024  | Lion #19                                   | 883            | Due on Apr 08, 2024 |
| Lee Pei - Lionheart  | Main Fund | 2/15/2024    | 4/1/2024  | Lion #20                                   | 883            | Due on Apr 08, 2024 |
| Lee Pei - Lionheart  | Main Fund | 3/15/2024    | 4/1/2024  | Lion #21                                   | 883            | Due on Apr 08, 2024 |
| <b>Lee Pei - Lionheart Total</b>                             |           |              |           |  | <b>2,648</b>   |                     |
| Lim Yan Peng - Ecofiltro                                     | Main Fund | 2/1/2024     | 4/1/2024  | Ecofiltro3 #16                             | 932            | Due on Apr 08, 2024 |
| Lim Yan Peng - Ecofiltro                                     | Main Fund | 3/1/2024     | 4/1/2024  | Ecofiltro3 #17                             | 932            | Due on Apr 08, 2024 |
| Lim Yan Peng - Ecofiltro                                     | Main Fund | 3/2/2024     | 4/1/2024  | Ecofiltro3 #18                             | 932            | Due on Apr 08, 2024 |
| <b>Lim Yan Peng - Ecofiltro Total</b>                        |           |              |           |  | <b>2,796</b>   |                     |
| Lim Yan Peng (Sharon) - Lionheart                            | Main Fund | 1/15/2024    | 4/1/2024  | Lion #19                                   | 1,765          | Due on Apr 08, 2024 |
| Lim Yan Peng (Sharon) - Lionheart                            | Main Fund | 2/15/2024    | 4/1/2024  | Lion #20                                   | 1,765          | Due on Apr 08, 2024 |
| Lim Yan Peng (Sharon) - Lionheart                            | Main Fund | 3/15/2024    | 4/1/2024  | Lion #21                                   | 1,765          | Due on Apr 08, 2024 |
| <b>Lim Yan Peng (Sharon) - Lionheart Total</b>               |           |              |           |  | <b>5,296</b>   |                     |
| Loh - Ananas Anam 2  | Main Fund | 1/15/2024    | 4/1/2024  | Ananas2 #31                                | 440            | Due on Apr 08, 2024 |
| Loh - Ananas Anam 2  | Main Fund | 2/15/2024    | 4/1/2024  | Ananas2 #32                                | 440            | Due on Apr 08, 2024 |
| Loh - Ananas Anam 2  | Main Fund | 3/15/2024    | 4/1/2024  | Ananas2 #33                                | 440            | Due on Apr 08, 2024 |
| <b>Loh - Ananas Anam 2 Total</b>                             |           |              |           |  | <b>1,319</b>   |                     |
| Sasada - Chacha  | Main Fund | 1/11/2023    | 4/1/2024  | Chacha #37                                 | 273            | Due on Apr 08, 2024 |
| Sasada - Chacha  | Main Fund | 12/1/2023    | 4/1/2024  | Chacha #38                                 | 273            | Due on Apr 08, 2024 |
| Sasada - Chacha  | Main Fund | 1/1/2024     | 4/1/2024  | Chacha #39                                 | 273            | Due on Apr 08, 2024 |
| Sasada - Chacha  | Main Fund | 2/1/2024     | 4/1/2024  | Chacha #40                                 | 273            | Due on Apr 08, 2024 |
| Sasada - Chacha  | Main Fund | 3/1/2024     | 4/1/2024  | Chacha #41                                 | 273            | Due on Apr 08, 2024 |
| Sasada - Chacha  | Main Fund | 3/15/2024    | 4/1/2024  | Chacha #42                                 | 273            | Due on Apr 08, 2024 |
| <b>Sasada - Chacha Total</b>                                 |           |              |           |  | <b>1,637</b>   |                     |
| Sian - Ananas Anam 2   | Main Fund | 1/15/2024    | 4/1/2024  | Ananas2 #31                                | 293            | Due on Apr 08, 2024 |
| Sian - Ananas Anam 2   | Main Fund | 2/15/2024    | 4/1/2024  | Ananas2 #32                                | 293            | Due on Apr 08, 2024 |
| Sian - Ananas Anam 2   | Main Fund | 3/15/2024    | 4/1/2024  | Ananas2 #33                                | 293            | Due on Apr 08, 2024 |
| <b>Sian - Ananas Anam 2 Total</b>                            |           |              |           |  | <b>879</b>     |                     |
| Silverstrand - Chacha  | Main Fund | 2/1/2024     | 4/1/2024  | Chacha #40                                 | 910            | Due on Apr 08, 2024 |
| Silverstrand - Chacha  | Main Fund | 3/1/2024     | 4/1/2024  | Chacha #41                                 | 910            | Due on Apr 08, 2024 |
| Silverstrand - Chacha  | Main Fund | 3/15/2024    | 4/1/2024  | Chacha #42                                 | 910            | Due on Apr 08, 2024 |
| <b>Silverstrand - Chacha Total</b>                           |           |              |           |  | <b>2,729</b>   |                     |
| SK2 - Altitud 2  | Main Fund | 2/5/2024     | 4/1/2024  | Altitud2 #5                                | 3,061          | Due on Apr 08, 2024 |
| SK2 - Altitud 2  | Main Fund | 3/5/2024     | 4/1/2024  | Altitud2 #6                                | 3,061          | Due on Apr 08, 2024 |
| <b>SK2 - Altitud 2 Total</b>                                 |           |              |           |  | <b>6,122</b>   |                     |
| Tan Suay Muey - Ananas Anam 3                                | Main Fund | 1/21/2024    | 4/1/2024  | Ananas3 #28                                | 619            | Due on Apr 08, 2024 |
| Tan Suay Muey - Ananas Anam 3                                | Main Fund | 2/21/2024    | 4/1/2024  | Ananas3 #29                                | 619            | Due on Apr 08, 2024 |
| Tan Suay Muey - Ananas Anam 3                                | Main Fund | 3/22/2024    | 4/1/2024  | Ananas3 #30                                | 619            | Due on Apr 08, 2024 |
| <b>Tan Suay Muey - Ananas Anam 3 Total</b>                   |           |              |           |  | <b>1,856</b>   |                     |
| Tee - Chacha   | Main Fund | 1/11/2023    | 4/1/2024  | Chacha #37                                 | 455            | Due on Apr 08, 2024 |
| Tee - Chacha   | Main Fund | 12/1/2023    | 4/1/2024  | Chacha #38                                 | 455            | Due on Apr 08, 2024 |
| Tee - Chacha   | Main Fund | 1/1/2024     | 4/1/2024  | Chacha #39                                 | 455            | Due on Apr 08, 2024 |
| Tee - Chacha   | Main Fund | 2/1/2024     | 4/1/2024  | Chacha #40                                 | 455            | Due on Apr 08, 2024 |
| Tee - Chacha   | Main Fund | 3/1/2024     | 4/1/2024  | Chacha #41                                 | 455            | Due on Apr 08, 2024 |
| Tee - Chacha   | Main Fund | 3/15/2024    | 4/1/2024  | Chacha #42                                 | 455            | Due on Apr 08, 2024 |
| <b>Tee - Chacha Total</b>                                    |           |              |           |  | <b>2,729</b>   |                     |
| Tee Chin Ee - Angaza 2                                       | Main Fund | 1/15/2024    | 4/1/2024  | Angaza2 #16                                | 4,373          | Due on Apr 08, 2024 |
| Tee Chin Ee - Angaza 2                                       | Main Fund | 2/15/2024    | 4/1/2024  | Angaza2 #17                                | 4,373          | Due on Apr 08, 2024 |
| Tee Chin Ee - Angaza 2                                       | Main Fund | 3/15/2024    | 4/1/2024  | Angaza2 #18                                | 4,373          | Due on Apr 08, 2024 |
| <b>Tee Chin Ee - Angaza 2 Total</b>                          |           |              |           |  | <b>13,118</b>  |                     |
| Tee Chin Ee - Lionheart                                      | Main Fund | 1/15/2024    | 4/1/2024  | Lion #19                                   | 2,213          | Due on Apr 08, 2024 |
| Tee Chin Ee - Lionheart                                      | Main Fund | 2/15/2024    | 4/1/2024  | Lion #20                                   | 2,213          | Due on Apr 08, 2024 |
| Tee Chin Ee - Lionheart                                      | Main Fund | 3/15/2024    | 4/1/2024  | Lion #21                                   | 2,213          | Due on Apr 08, 2024 |
| <b>Tee Chin Ee - Lionheart Total</b>                         |           |              |           |  | <b>6,640</b>   |                     |
| Clarion Newlife Capital Pte. Ltd. - Urmatt Ltd.              | Main Fund | 3/21/2022    | 4/7/2024  | Urmatt #11                                 | 10,104         | Due on Apr 14, 2024 |
| <b>Clarion Newlife Capital Pte. Ltd. - Urmatt Ltd. Total</b> |           |              |           |  | <b>10,104</b>  |                     |
| Coralie Sasada - Urmatt Ltd.                                 | Main Fund | 3/21/2022    | 4/7/2024  | Urmatt #11                                 | 20,209         | Due on Apr 14, 2024 |
| <b>Coralie Sasada - Urmatt Ltd. Total</b>                    |           |              |           |  | <b>20,209</b>  |                     |
| Kim Chan Young - Urmatt Ltd.                                 | Main Fund | 3/21/2022    | 4/7/2024  | Urmatt #11                                 | 20,209         | Due on Apr 14, 2024 |
| <b>Kim Chan Young - Urmatt Ltd. Total</b>                    |           |              |           |  | <b>20,209</b>  |                     |
| Lee Pei - Urmatt Ltd.  | Main Fund | 3/21/2022    | 4/7/2024  | Urmatt #11                                 | 8,084          | Due on Apr 14, 2024 |
| <b>Lee Pei - Urmatt Ltd. Total</b>                           |           |              |           |  | <b>8,084</b>   |                     |
| Lily Huang - Urmatt Ltd.                                     | Main Fund | 3/21/2022    | 4/7/2024  | Urmatt #11                                 | 6,063          | Due on Apr 14, 2024 |
| <b>Lily Huang - Urmatt Ltd. Total</b>                        |           |              |           |  | <b>6,063</b>   |                     |
| Melissa Meiwani Kwee - Urmatt Ltd.                           | Main Fund | 3/21/2022    | 4/7/2024  | Urmatt #11                                 | 10,104         | Due on Apr 14, 2024 |
| <b>Melissa Meiwani Kwee - Urmatt Ltd. Total</b>              |           |              |           |  | <b>10,104</b>  |                     |
| Tee Chin Ee - Urmatt Ltd.                                    | Main Fund | 3/21/2022    | 4/7/2024  | Urmatt #11                                 | 11,184         | Due on Apr 14, 2024 |
| <b>Tee Chin Ee - Urmatt Ltd. Total</b>                       |           |              |           |  | <b>11,184</b>  |                     |
| Ting Ming Yih - Urmatt Ltd.                                  | Main Fund | 3/21/2022    | 4/7/2024  | Urmatt #11                                 | 10,104         | Due on Apr 14, 2024 |
| <b>Ting Ming Yih - Urm</b>                                   |           |              |           |  |                |                     |



Beneficial Returns, LLC  
**Payable to Participants Schedule**  
 As of March 31, 2024



Beneficial Returns

| Contact   | Fund      | Invoice Date | Due Date  | Description      | Amount            | Scrubbed Notes      |
|---|-----------|--------------|-----------|------------------|-------------------|---------------------|
| Thrive - Ecofiltro  | Main Fund | 12/15/2023   | 4/15/2024 | Ecofiltro #61    | 672               | Due on Apr 22, 2024 |
| Thrive - Ecofiltro  | Main Fund | 1/15/2024    | 4/15/2024 | Ecofiltro #62    | 672               | Due on Apr 22, 2024 |
| Thrive - Ecofiltro  | Main Fund | 2/15/2024    | 4/15/2024 | Ecofiltro #63    | 672               | Due on Apr 22, 2024 |
| <b>Thrive - Ecofiltro Total</b>                               |           |              |           |                  | <b>2,016</b>      |                     |
| LIF - Someone Somewhere (2nd)                                 | Main Fund | 2/5/2024     | 4/30/2024 | SS2 #4           | 1,189             | Due on May 07, 2024 |
| LIF - Someone Somewhere (2nd)                                 | Main Fund | 3/5/2024     | 4/30/2024 | SS2 #5           | 1,251             | Due on May 07, 2024 |
| <b>LIF - Someone Somewhere (2nd) Total</b>                    |           |              |           |                  | <b>2,439</b>      |                     |
| MC Invest - Someone Somewhere (2nd Loan)                      | Main Fund | 2/5/2024     | 4/30/2024 | SS2 #4           | 142               | Due on May 07, 2024 |
| MC Invest - Someone Somewhere (2nd Loan)                      | Main Fund | 2/5/2024     | 4/30/2024 | SS2 #5           | 156               | Due on May 07, 2024 |
| <b>MC Invest - Someone Somewhere (2nd Loan) Total</b>         |           |              |           |                  | <b>298</b>        |                     |
| Miller Foundation - Someone Somewhere (2nd)                   | Main Fund | 2/5/2024     | 4/30/2024 | SS2 #4           | 170               | Due on May 07, 2024 |
| Miller Foundation - Someone Somewhere (2nd)                   | Main Fund | 3/5/2024     | 4/30/2024 | SS2 #5           | 179               | Due on May 07, 2024 |
| <b>Miller Foundation - Someone Somewhere (2nd) Total</b>      |           |              |           |                  | <b>348</b>        |                     |
| RI Dowdell - Someone Somewhere (2nd Loan)                     | Main Fund | 2/5/2024     | 4/30/2024 | SS2 #4           | 42                | Due on May 07, 2024 |
| RI Dowdell - Someone Somewhere (2nd Loan)                     | Main Fund | 3/5/2024     | 4/30/2024 | SS2 #5           | 45                | Due on May 07, 2024 |
| <b>RI Dowdell - Someone Somewhere (2nd Loan) Total</b>        |           |              |           |                  | <b>87</b>         |                     |
| University Impact - Someone Somewhere (2nd Loan)              | Main Fund | 2/5/2024     | 4/30/2024 | SS2 #4           | 42                | Due on May 07, 2024 |
| University Impact - Someone Somewhere (2nd Loan)              | Main Fund | 3/5/2024     | 4/30/2024 | SS2 #5           | 45                | Due on May 07, 2024 |
| <b>University Impact - Someone Somewhere (2nd Loan) Total</b> |           |              |           |                  | <b>87</b>         |                     |
| Alex Tee - Alet Green 2                                       | Main Fund | 2/5/2024     | 5/1/2024  | Alet2 #7         | 1,016             | Due on May 08, 2024 |
| Alex Tee - Alet Green 2                                       | Main Fund | 3/5/2024     | 5/1/2024  | Alet2 #8         | 1,016             | Due on May 08, 2024 |
| <b>Alex Tee - Alet Green 2 Total</b>                          |           |              |           |                  | <b>2,032</b>      |                     |
| Christina Wee - Alet Green 2                                  | Main Fund | 2/5/2024     | 5/1/2024  | Alet2 #7         | 807               | Due on May 08, 2024 |
| Christina Wee - Alet Green 2                                  | Main Fund | 3/5/2024     | 5/1/2024  | Alet2 #8         | 807               | Due on May 08, 2024 |
| <b>Christina Wee - Alet Green 2 Total</b>                     |           |              |           |                  | <b>1,613</b>      |                     |
| Dhiren Sarin - ATEC4  | Main Fund | 3/15/2024    | 5/1/2024  | ATEC4 #19        | 1,005             | Due on May 08, 2024 |
| Dhiren Sarin - ATEC4  | Main Fund | 3/21/2024    | 5/1/2024  | ATEC4 #20        | 1,005             | Due on May 08, 2024 |
| <b>Dhiren Sarin - ATEC4 Total</b>                             |           |              |           |                  | <b>2,011</b>      |                     |
| Rebecca Lim Wan Yee - Alet Green 2                            | Main Fund | 2/5/2024     | 5/1/2024  | Alet2 #7         | 807               | Due on May 08, 2024 |
| Rebecca Lim Wan Yee - Alet Green 2                            | Main Fund | 3/5/2024     | 5/1/2024  | Alet2 #8         | 807               | Due on May 08, 2024 |
| <b>Rebecca Lim Wan Yee - Alet Green 2 Total</b>               |           |              |           |                  | <b>1,613</b>      |                     |
| Realize Impact - RicinomeX                                    | Main Fund | 3/5/2024     | 5/22/2024 | RicinomeX #4     | 171               | Due on May 22, 2024 |
| <b>Realize Impact - RicinomeX Total</b>                       |           |              |           |                  | <b>171</b>        |                     |
| Stephen Albertolle - RicinomeX                                | Main Fund | 3/5/2024     | 5/22/2024 | RicinomeX #4     | 228               | Due on May 22, 2024 |
| <b>Stephen Albertolle - RicinomeX Total</b>                   |           |              |           |                  | <b>228</b>        |                     |
| University Impact - RicinomeX                                 | Main Fund | 3/5/2024     | 5/22/2024 | RicinomeX #4     | 798               | Due on May 22, 2024 |
| <b>University Impact - RicinomeX Total</b>                    |           |              |           |                  | <b>798</b>        |                     |
| AB Schultz Foundation - Grupo Muriota                         | Main Fund | 3/21/2024    | 6/1/2024  | GM #13           | 500               | Due on Jun 08, 2024 |
| <b>AB Schultz Foundation - Grupo Muriota Total</b>            |           |              |           |                  | <b>500</b>        |                     |
| AFC - ATEC3   | Main Fund | 3/15/2024    | 6/1/2024  | ATEC3 #25        | 1,951             | Due on Jun 08, 2024 |
| <b>AFC - ATEC3 Total</b>                                      |           |              |           |                  | <b>1,951</b>      |                     |
| Alex Tee - ATEC3  | Main Fund | 3/15/2024    | 6/1/2024  | ATEC3 #25        | 1,204             | Due on Jun 08, 2024 |
| <b>Alex Tee - ATEC3 Total</b>                                 |           |              |           |                  | <b>1,204</b>      |                     |
| Clarion - Alet Green  | Main Fund | 3/15/2024    | 6/1/2024  | Alet #22         | 1,151             | Due on Jun 08, 2024 |
| <b>Clarion - Alet Green Total</b>                             |           |              |           |                  | <b>1,151</b>      |                     |
| Friends of Tilonia - Ilumexico2                               | Main Fund | 3/15/2024    | 6/1/2024  | Ilumexico2 #31   | 733               | Due on Jun 08, 2024 |
| <b>Friends of Tilonia - Ilumexico2 Total</b>                  |           |              |           |                  | <b>733</b>        |                     |
| Impact Asset - RicinomeX                                      | Main Fund | 3/5/2024     | 6/1/2024  | RicinomeX #19    | 2,236             | Due on Jun 08, 2024 |
| <b>Impact Asset - RicinomeX Total</b>                         |           |              |           |                  | <b>2,236</b>      |                     |
| Lim Yan Peng - Alet Green                                     | Main Fund | 3/15/2024    | 6/1/2024  | Alet #22         | 1,118             | Due on Jun 08, 2024 |
| <b>Lim Yan Peng - Alet Green Total</b>                        |           |              |           |                  | <b>1,118</b>      |                     |
| Malcolm Mahadevan - ATEC 3                                    | Main Fund | 3/15/2024    | 6/1/2024  | ATEC3 #25        | 1,038             | Due on Jun 08, 2024 |
| <b>Malcolm Mahadevan - ATEC 3 Total</b>                       |           |              |           |                  | <b>1,038</b>      |                     |
| Realize Impact - Grupo Muriota                                | Main Fund | 3/21/2024    | 6/1/2024  | GM #13           | 500               | Due on Jun 08, 2024 |
| <b>Realize Impact - Grupo Muriota Total</b>                   |           |              |           |                  | <b>500</b>        |                     |
| SK2 - Grupo Muriota   | Main Fund | 3/21/2024    | 6/1/2024  | GM #13           | 500               | Due on Jun 08, 2024 |
| <b>SK2 - Grupo Muriota Total</b>                              |           |              |           |                  | <b>500</b>        |                     |
| SK2 - Ilumexico2  | Main Fund | 3/15/2024    | 6/1/2024  | Ilumexico2 #31   | 1,026             | Due on Jun 08, 2024 |
| <b>SK2 - Ilumexico2 Total</b>                                 |           |              |           |                  | <b>1,026</b>      |                     |
| Tan Chee Leong - Alet Green                                   | Main Fund | 3/15/2024    | 6/1/2024  | Alet #22         | 447               | Due on Jun 08, 2024 |
| <b>Tan Chee Leong - Alet Green Total</b>                      |           |              |           |                  | <b>447</b>        |                     |
| Tan Chee Leong - ATEC3  | Main Fund | 3/15/2024    | 6/1/2024  | ATEC3 #25        | 623               | Due on Jun 08, 2024 |
| <b>Tan Chee Leong - ATEC3 Total</b>                           |           |              |           |                  | <b>623</b>        |                     |
| Untours - RicinomeX   | Main Fund | 3/5/2024     | 6/1/2024  | RicinomeX #19    | 587               | Due on Jun 08, 2024 |
| <b>Untours - RicinomeX Total</b>                              |           |              |           |                  | <b>587</b>        |                     |
| Christine M. Wolohan - Elisur Organic S.A.C.                  | Main Fund | 3/21/2024    | 6/8/2024  | Elisur #7        | 488               | Due on Jun 15, 2024 |
| <b>Christine M. Wolohan - Elisur Organic S.A.C. Total</b>     |           |              |           |                  | <b>488</b>        |                     |
| Davis Stratt - Elisur Organic S.A.C.                          | Main Fund | 3/21/2024    | 6/8/2024  | Elisur #7        | 195               | Due on Jun 15, 2024 |
| <b>Davis Stratt - Elisur Organic S.A.C. Total</b>             |           |              |           |                  | <b>195</b>        |                     |
| Missionary Sisters - Elisur Organic S.A.C.                    | Main Fund | 3/21/2024    | 6/8/2024  | Elisur #7        | 1,952             | Due on Jun 15, 2024 |
| <b>Missionary Sisters - Elisur Organic S.A.C. Total</b>       |           |              |           |                  | <b>1,952</b>      |                     |
| Untours Foundation - Elisur Organic S.A.C.                    | Main Fund | 3/21/2024    | 6/8/2024  | Elisur #7        | 494               | Due on Jun 15, 2024 |
| <b>Untours Foundation - Elisur Organic S.A.C. Total</b>       |           |              |           |                  | <b>494</b>        |                     |
| 3rd Creek - Whole Forest                                      | Main Fund | 3/1/2024     | 6/15/2024 | Whole Forest #45 | 349               | Due on Jun 22, 2024 |
| <b>3rd Creek - Whole Forest Total</b>                         |           |              |           |                  | <b>349</b>        |                     |
| Arthur Schultz - Whole Forest                                 | Main Fund | 3/1/2024     | 6/15/2024 | Whole Forest #45 | 582               | Due on Jun 22, 2024 |
| <b>Arthur Schultz - Whole Forest Total</b>                    |           |              |           |                  | <b>582</b>        |                     |
| Highlands - Ecofiltro   | Main Fund | 3/15/2024    | 6/15/2024 | Ecofiltro #64    | 2,057             | Due on Jun 22, 2024 |
| <b>Highlands - Ecofiltro Total</b>                            |           |              |           |                  | <b>2,057</b>      |                     |
| SK2 (Thrive) - Whole Forest                                   | Main Fund | 3/1/2024     | 6/15/2024 | Whole Forest #45 | 570               | Due on Jun 22, 2024 |
| <b>SK2 (Thrive) - Whole Forest Total</b>                      |           |              |           |                  | <b>570</b>        |                     |
| Thrive - Ecofiltro  | Main Fund | 3/15/2024    | 7/15/2024 | Ecofiltro #64    | 672               | Due on Jul 22, 2024 |
| <b>Thrive - Ecofiltro Total</b>                               |           |              |           |                  | <b>672</b>        |                     |
| Livelihood - Sistema Bio 2                                    | Main Fund | 3/27/2024    | 6/15/2024 | Sistema Bio2 #10 | 1,147             | Due on Jun 22, 2024 |
| <b>Livelihood - Sistema Bio 2 Total</b>                       |           |              |           |                  | <b>1,147</b>      |                     |
| MCI - Sistema Bio 2   | Main Fund | 3/27/2024    | 6/15/2024 | Sistema Bio2 #10 | 229               | Due on Jun 22, 2024 |
| <b>MCI - Sistema Bio 2 Total</b>                              |           |              |           |                  | <b>229</b>        |                     |
| <b>Grand Total</b>  |           |              |           |                  | <b>\$ 596,485</b> |                     |

**Loans Payable (Investors) Schedule**

As of March 31, 2024



| Investor                        | Fund Category | Loan Amount                           |                   | Accumulated Payments made as of 12/31/2023 |                   | Balance as of 1/31/2024 |                  | Accumulated Payments 1/1/2023 - 3/31/2024 (current) |                  | Balance as of 3/31/2024 (current) |                 |
|---------------------------------|---------------|---------------------------------------|-------------------|--|-------------------|-------------------------|------------------|---|------------------|-----------------------------------|-----------------|
|                                 |               | Principal (Loans Payable - Long Term) | Interest          | Principal                                  | Interest          | Principal               | Interest         | Principal   | Interest         | Principal                         | Interest        |
| Swift                           | Main Fund     | \$500,000                             | \$38,308          | \$ 386,917                                 | \$ 36,039         | \$113,083               | \$2,269          | \$ 75,013   | \$ 1,888         | \$38,070                          | \$381           |
| Skees                           | Main Fund     | 50,000                                | 2,791             | 50,000                                     | 2,791             | -                       | -                | -   | -                | -                                 | -               |
| Eagles Wings                    | Main Fund     | 50,000                                | 3,831             | 31,338                                     | 3,597             | 18,662                  | 234              | 7,353   | 337              | 11,308                            | (102)           |
| IA- Visram                      | Main Fund     | 25,000                                | 1,915             | 15,669                                     | 1,634             | 9,331                   | 281              | 5,526   | 228              | 3,805                             | 53              |
| IA Coffey Carboy                | Main Fund     | 25,000                                | 1,915             | 25,000                                     | 1,915             | -                       | -                | -   | -                | -                                 | -               |
| Tides Higgins                   | Main Fund     | 200,000                               | 15,323            | 110,864                                    | 12,178            | 89,136                  | 3,145            | 29,123  | 1,638            | 60,013                            | 1,508           |
| Halloran Trust                  | Main Fund     | 100,000                               | 7,662             | 48,259                                     | 6,369             | 51,741                  | 1,293            | 21,734  | 1,336            | 30,007                            | (43)            |
| Tides Younger                   | Main Fund     | 250,000                               | 19,154            | 138,580                                    | 15,222            | 111,420                 | 3,932            | 36,403  | 2,047            | 75,016                            | 1,885           |
| IA 3:23                         | Main Fund     | 100,000                               | 7,662             | 48,259                                     | 5,571             | 51,741                  | 2,091            | 21,563  | 1,363            | 30,178                            | 727             |
| Arthur B Schultz                | Main Fund     | 50,000                                | 3,831             | 20,579                                     | 2,492             | 29,421                  | 1,339            | 10,759  | 776              | 18,662                            | 564             |
| Seton Enablement Fund           | Main Fund     | 90,000                                | 11,190            | 21,830                                     | 7,615             | 68,170                  | 3,575            | 11,412  | 1,960            | 56,757                            | 1,615           |
| ACF-GeoFund                     | Main Fund     | 100,000                               | 7,662             | 34,126                                     | 4,324             | 65,874                  | 3,337            | 21,306  | 1,247            | 44,568                            | 2,090           |
| Missionary Sisters/Cabrini      | Main Fund     | 100,000                               | 5,582             | 38,810                                     | 3,423             | 61,190                  | 2,159            | 30,138  | 1,536            | 31,052                            | 623             |
| Tides-Younger 2                 | Main Fund     | 125,000                               | 9,482             | 33,956                                     | 4,495             | 91,044                  | 4,987            | 26,369  | 2,469            | 64,676                            | 2,518           |
| University Impact Coffey Carboy | Main Fund     | 18,334                                | 1,023             | 5,310                                      | 497               | 13,024                  | 526              | 5,471   | 242              | 7,553                             | 284             |
| DF Impact Capital, LLC          | Main Fund     | 75,000                                | -                 | 5,357                                      | -                 | 69,643                  | -                | 16,071  | -                | 53,571                            | -               |
| The Peter Giovale Trust - MF    | Main Fund     | 50,000                                | -                 | 3,571                                      | -                 | 46,429                  | -                | 7,143   | -                | 39,286                            | -               |
| Tides - Higgins 2               | Main Fund     | 50,000                                | 3,831             | -  | -                 | 50,000                  | 3,831            | 10,136  | 1,399            | 39,864                            | 2,432           |
| Tides - PagerDuty               | Main Fund     | 100,000                               | -                 | -  | -                 | -                       | -                | 14,286  | -                | 85,714                            | -               |
| Tides - Younger 3               | Main Fund     | 250,000                               | -                 | -  | -                 | -                       | -                | 35,714  | -                | 214,286                           | -               |
| Capital Mazapil USA LLC         | Main Fund     | 200,000                               | -                 | -  | -                 | -                       | -                | -   | -                | 200,000                           | -               |
| Advanta-Tsunoda                 | Main Fund     | 10,000                                | -                 | -  | -                 | -                       | -                | -   | -                | 10,000                            | -               |
| <b>Total</b>                    |               | <b>\$ 2,518,334</b>                   | <b>\$ 141,162</b> | <b>\$ 1,018,428</b>                        | <b>\$ 108,161</b> | <b>\$939,906</b>        | <b>\$ 33,001</b> | <b>\$ 385,520</b>                                   | <b>\$ 18,468</b> | <b>\$ 1,114,386</b>               | <b>\$14,533</b> |

| Investor                        | Fund Category | Current Portion                        |                                     | Interest         |   | Balance - Loans Payable - Long Term as of 3/31/2024 |                                     |
|---------------------------------|---------------|--|-------------------------------------|------------------|---|---|-------------------------------------|
|                                 |               | Principal (Loans Payable - Short Term) | Interest (Interest Payable - Loans) | Interest Expense | Interest (Accrued Interest Payable - Loans) | Loans Payable Principal Paid                        | Net Loans Payable Principal Balance |
| Swift                           | Main Fund     | \$ -                                   | \$ -                                | \$ 63            | \$ 190                                      | \$ 461,930  | \$38,070                            |
| Skees                           | Main Fund     | -                                      | -                                   | -                | -   | 50,000  | -                                   |
| Eagles Wings                    | Main Fund     | -                                      | -                                   | 19               | 75  | 38,692  | 11,308                              |
| IA- Visram                      | Main Fund     | -                                      | -                                   | 10               | -   | 21,195  | 3,805                               |
| IA Coffey Carboy                | Main Fund     | -                                      | -                                   | -                | -   | 25,000  | -                                   |
| Tides Higgins                   | Main Fund     | -                                      | -                                   | 100              | 400   | 139,987   | 60,013                              |
| Halloran Trust                  | Main Fund     | -                                      | -                                   | 50               | 100   | 69,993  | 30,007                              |
| Tides Younger                   | Main Fund     | -                                      | -                                   | 125              | 375   | 174,984   | 75,016                              |
| IA 3:23                         | Main Fund     | -                                      | -                                   | 50               | 101   | 69,822  | 30,178                              |
| Arthur B Schultz                | Main Fund     | -                                      | -                                   | 31               | 31  | 31,338  | 18,662                              |
| Seton Enablement Fund           | Main Fund     | -                                      | -                                   | 142              | 425   | 33,243  | 56,757                              |
| ACF-GeoFund                     | Main Fund     | -                                      | -                                   | 86               | 432   | 55,432  | 44,568                              |
| Missionary Sisters/Cabrini      | Main Fund     | -                                      | -                                   | 52               | 104   | 68,948  | 31,052                              |
| Tides-Younger 2                 | Main Fund     | -                                      | -                                   | 108              | 216   | 60,324  | 64,676                              |
| University Impact Coffey Carboy | Main Fund     | -                                      | -                                   | 16               | 78  | 10,781  | 7,553                               |
| DF Impact Capital, LLC          | Main Fund     | -                                      | -                                   | -                | -   | 21,429  | 53,571                              |
| The Peter Giovale Trust - MF    | Main Fund     | -                                      | -                                   | -                | -   | 10,714  | 39,286                              |
| Tides - Higgins 2               | Main Fund     | -                                      | -                                   | 72               | 0   | 10,136  | 39,864                              |
| Tides - PagerDuty               | Main Fund     | -                                      | -                                   | -                | -   | 14,286  | 85,714                              |
| Tides - Younger 3               | Main Fund     | -                                      | -                                   | -                | -   | 35,714  | 214,286                             |
| Capital Mazapil USA LLC         | Main Fund     | -                                      | -                                   | -                | -   | -   | 200,000                             |
| Advanta-Tsunoda                 | Main Fund     | -                                      | -                                   | 17               | 183   | -   | 10,000                              |
| <b>Total</b>                    |               | <b>\$ -</b>                            | <b>\$ -</b>                         | <b>\$ 940</b>    | <b>\$ 2,710</b>                             | <b>\$ 1,403,948</b>                                 | <b>\$1,114,386</b>                  |

# Beneficial Returns, LLC

## Recoverable Grants Payable Schedule

As of March 31, 2024



| Date  | Guarantor                             | Fund                 | Amount              | Repayment  | Description   |
|---|---------------------------------------|----------------------|---------------------|--|---|
| 04/05/2021  | Realize Impact                        | Main Fund            | \$ 9,750            | 08/05/2027   | Recoverable grant from Realize Impact (Rall)                                      |
| 04/05/2021  | Realize Impact                        | Main Fund            | 9,750               | 08/05/2027   | Recoverable grant from Realize Impact (Voelbel)                                   |
| 04/20/2021  | University Impact                     | Main Fund            | 30,000              | 04/15/2028   | Recoverable grant from University Impact  |
| 12/27/2022  | The Sunshine Foundation               | Main Fund            | 50,000              | Every December 31 from year 2023 to 2029   | Recoverable grant from The Sunshine Foundation                                    |
| 01/06/2023  | Realize Impact (Rall)                 | Main Fund            | 9,500               | 01/01/2030   | Recoverable grant from Realize Impact (Rall)                                      |
| 12/06/2023  | Realize Impact                        | Main Fund            | 249,500             | 12/01/2030   | Recoverable grant from Realize Impact (Impact Assets 3.23)                        |
| 12/06/2023  | Realize Impact                        | Main Fund            | 99,500              | 12/01/2030   | Recoverable grant from Realize Impact (Vanguard Hattendorf Kau)                   |
| <b>Total Recoverable Grants Payable - Main Fund</b>                     |                                       |                      | <b>458,000</b>      |  |   |
| 10/18/2019  | RSF Social Finance                    | Reciprocity Fund     | 500,000             | 10/10/2026   | Recoverable Grant was recommended by the Cold Mountain Fund of RSF Social Finance |
| 04/27/2021  | DF Impact Capital, LLC                | Reciprocity Fund     | 25,000              | 04/30/2028   | Loan guarantee from DF Impact Capital, LLC  |
| 07/06/2021  | Social Capital Foundation             | Reciprocity Fund     | 236,160             | The earliest of (a) termination of this Grant Agreement, (b) liquidation and dissolution of the Reciprocity Fund and/or Beneficial Returns, LLC and (c) 04/2028      | Recoverable Grant from Social Capital Foundation                                  |
| 12/21/2021  | SK2 Fund, Inc.                        | Reciprocity Fund     | 25,000              | The earliest of (a) termination of this Grant Agreement, (b) liquidation and dissolution of the Reciprocity Fund and / or Beneficial Returns, LLC and (c) 12/31/2028 | Recoverable Grant from SK2 Fund, Inc.   |
| 03/17/2022  | Social Capital Foundation             | Reciprocity Fund     | 163,840             | The earliest of (a) termination of this Grant Agreement, (b) liquidation and dissolution of the Reciprocity Fund and/or Beneficial Returns, LLC and (c) 04/2/2028    | Recoverable Grant from Social Capital Foundation                                  |
| 04/13/2022  | DF Impact Capital, LLC                | Reciprocity Fund     | 75,000              | 04/15/2029   | Recoverable Grant from DF Impact Capital, LLC                                     |
| 05/18/2022  | SK2 Fund, Inc.                        | Reciprocity Fund     | 25,000              | The earliest of (a) termination of this Grant Agreement, (b) liquidation and dissolution of the Reciprocity Fund and / or Beneficial Returns, LLC and (c) 12/31/2028 | Recoverable Grant from SK2 Fund, Inc.   |
| 06/07/2022  | Perry Boyle                           | Reciprocity Fund     | 1,000               | The earliest of (a) termination of this Grant Agreement, (b) liquidation and dissolution of the Reciprocity Fund and / or Beneficial Returns, LLC and (c) 5/1/2029   | Recoverable grant from Realize Impact (Perry Boyle)                               |
| 07/21/2022  | Roulac                                | Reciprocity Fund     | 25,000              | The earliest of (a) termination of this Grant Agreement, (b) liquidation and dissolution of the Reciprocity Fund and / or Beneficial Returns, LLC and (c) 5/1/2029   | Recoverable grant from University Impact (Roulac)                                 |
| 08/31/2022  | The Peter Giovale Trust               | Reciprocity Fund     | 75,000              | 02/14/2029   | Recoverable grant from The Peter Giovale Trust                                    |
| 09/13/2022  | Mycorrhizal Fund                      | Reciprocity Fund     | 249,500             | 10/01/2029   | Recoverable grant from Mycorrhizal Fund   |
| 11/23/2022  | University Impact                     | Reciprocity Fund     | 19,500              | The earliest of (a) termination of this Grant Agreement, (b) liquidation and dissolution of the Reciprocity Fund and / or Beneficial Returns, LLC and (c) 12/1/2029  | Recoverable grant from University Impact  |
| 12/31/2022  | RSF Social Finance                    | Reciprocity Fund     | (16,000)            | N/A  | Legal and Professional Fees to credit committee                                   |
| 02/13/2023  | Harry Haloran Trust                   | Reciprocity Fund     | 100,000             | The earliest of (a) termination of this Grant Agreement, (b) liquidation and dissolution of the Reciprocity Fund and / or Beneficial Returns, LLC and (c) 12/31/2029 | Recoverable grant from Harry Haloran Trust  |
| 05/31/2023  | The Mott-Warsh                        | Reciprocity Fund     | 200,000             | 06/01/2023   | Recoverable grant from The Mott-Warsh   |
| 01/01/2023  | Marie Ngoddo                          | Reciprocity Fund     | (2,000)             | N/A  | Credit Committee Honorarium   |
| 01/01/2023  | Banco De America                      | Reciprocity Fund     | (2,000)             | N/A  | Credit Committee Honorarium   |
| 01/01/2023  | Banco De America                      | Reciprocity Fund     | (2,000)             | N/A  | Credit Committee Honorarium   |
| 01/01/2023  | Ruth Zenaida Buendia                  | Reciprocity Fund     | (2,000)             | N/A  | Credit Committee Honorarium   |
| 01/22/2024  | Ruth Zenaida Buendia                  | Reciprocity Fund     | (2,000)             | N/A  | Credit Committee Honorarium   |
| 01/22/2024  | Brian Anderlueh                       | Reciprocity Fund     | 15,000              | N/A  | Recoverable grant from Brian Anderlueh  |
| 02/09/2024  | Realize Impact                        | Reciprocity Fund     | 230,000             | N/A  | Investment into Reciprocity Fund  |
| 02/09/2024  | Realize Impact                        | Reciprocity Fund     | 254,159             | N/A  | Investment into Reciprocity Fund  |
| 02/14/2024  | Realize Impact                        | Reciprocity Fund     | 14,500              | N/A  | Investment into Reciprocity Fund  |
| 03/12/2024  | Roman Vizcarra                        | Reciprocity Fund     | (2,000)             | N/A  | Credit Committee Honorarium   |
| <b>Total Recoverable Grants Payable - Reciprocity Fund</b>              |                                       |                      | <b>2,205,659</b>    |  |   |
| 04/27/2021  | Eric Carlson                          | Truss Fund 2.0       | 99,500              | 05/01/2028   | Recoverable Grant from Eric Carlson   |
| 04/27/2021  | The Hariths (Sundar Ramamurthy)       | Truss Fund 2.0       | 49,500              | 05/01/2028   | Recoverable grant from The Hariths (Sundar Ramamurthy)                            |
| 04/27/2021  | John O'Keefe                          | Truss Fund 2.0       | 25,738              | 05/01/2028   | Recoverable Grant from John O'Keefe   |
| 04/27/2021  | Steven White                          | Truss Fund 2.0       | 15,161              | 05/01/2028   | Recoverable Grant from Steven White   |
| 04/27/2021  | Jurgen Annevelink & Elisabeth TeBrake | Truss Fund 2.0       | 9,750               | 05/01/2028   | Recoverable Grant from Jurgen Annevelink & Elisabeth TeBrake                      |
| 06/09/2021  | Realize Impact                        | Truss Fund 2.0       | 513,500             | 07/01/2028   | Recoverable Grant from Realize Impact   |
| 08/20/2021  | Santa Clara University                | Truss Fund 2.0       | 15,000              | No repayment schedule in agreement   | Support agreement from Santa Clara University                                     |
| 09/14/2021  | Realize Impact                        | Truss Fund 2.0       | 92,000              | 05/01/2028   | Recoverable Grant from Realize Impact   |
| 04/27/2022  | Realize Impact                        | Truss Fund 2.0       | 29,500              | 05/01/2028   | Recoverable Grant from Realize Impact - Appgar                                    |
| 04/27/2022  | Realize Impact                        | Truss Fund 2.0       | 24,500              | 05/01/2028   | Recoverable Grant from Realize Impact - Tsui                                      |
| 04/27/2022  | Realize Impact                        | Truss Fund 2.0       | 99,500              | 05/01/2028   | Recoverable Grant from Realize Impact - Miller                                    |
| 08/21/2023  | Marion Mary Ngoya                     | Truss Fund 2.0       | (1,000)             | N/A  | Annual honorarium   |
| 08/31/2023  | White                                 | Truss Fund 2.0       | 10,579              | N/A  | Reinvestment of TF1 Guarantors to TF2   |
| 08/31/2023  | Carsten                               | Truss Fund 2.0       | 35,444              | N/A  | Reinvestment of TF1 Guarantors to TF2   |
| 08/31/2023  | Capcon                                | Truss Fund 2.0       | 71,247              | N/A  | Reinvestment of TF1 Guarantors to TF2   |
| 08/31/2023  | Bisconti                              | Truss Fund 2.0       | 107,049             | N/A  | Reinvestment of TF1 Guarantors to TF2   |
| 08/31/2023  | Miller                                | Truss Fund 2.0       | 107,049             | N/A  | Reinvestment of TF1 Guarantors to TF2   |
| 08/31/2023  | Miller Center                         | Truss Fund 2.0       | 7,160               | N/A  | Reinvestment of TF1 Guarantors to TF2   |
| 09/18/2023  | Marion Mary Ngoya                     | Truss Fund 2.1       | 1,000               | N/A  | Annual honorarium   |
| <b>Total Recoverable Grants Payable - Truss Fund 2.0</b>                |                                       |                      | <b>1,312,178</b>    |  |   |
| 09/20/2022  | Realize Impact                        | Miller Center Invest | 243,750             | 08/30/2029, unless earlier terminated pursuant to Section IV.C of the agreement.   | Recoverable Grant from Realize Impact   |
| 10/31/2022  | Realize Impact                        | Miller Center Invest | 63,000              | 12/01/2029   | Recoverable Grant from Realize Impact   |
| 11/30/2022  | Realize Impact                        | Miller Center Invest | (4,778)             | N/A  | Fund Management Income  |
| 01/01/2023  | Realize Impact                        | Miller Center Invest | (2,606)             | N/A  | Fund Management Income  |
| 02/24/2023  | Realize Impact - Haiduck              | Miller Center Invest | 9,500               | 11/01/2029   | Recoverable Grant from Realize Impact - Haiduck                                   |
| 02/24/2023  | Realize Impact - White                | Miller Center Invest | 15,000              | 11/01/2029   | Recoverable Grant from Realize Impact - White                                     |
| 02/24/2023  | Realize Impact - Tsui                 | Miller Center Invest | 24,500              | 11/01/2029   | Recoverable Grant from Realize Impact - Tsui                                      |
| 02/24/2023  | Realize Impact - Foster               | Miller Center Invest | 9,500               | 11/01/2029   | Recoverable Grant from Realize Impact - Foster                                    |
| 02/24/2023  | Realize Impact - O'Keefe              | Miller Center Invest | 22,505              | 11/01/2029   | Recoverable Grant from Realize Impact - O'Keefe                                   |
| 02/24/2023  | Realize Impact - Chandra Foundation   | Miller Center Invest | 5,000               | 11/01/2029   | Recoverable Grant from Realize Impact - Chandra Foundation                        |
| 02/24/2023  | Realize Impact - Caton                | Miller Center Invest | 22,000              | 11/01/2029   | Recoverable Grant from Realize Impact - Caton                                     |
| 03/31/2023  | Realize Impact                        | Miller Center Invest | (2,606)             | N/A  | Fund Management Income  |
| 05/17/2023  | Realize Impact - McGuire              | Miller Center Invest | 48,750              | Pending copy of agreement.   | Recoverable Grant from Realize Impact - McGuire                                   |
| 05/22/2023  | Realize Impact - McGuire              | Miller Center Invest | 199,500             | 05/01/2030   | Recoverable Grant from Realize Impact - McGuire                                   |
| 06/30/2023  | Realize Impact                        | Miller Center Invest | (9,963)             | N/A  | Fund Management Income  |
| 08/25/2023  | MC Invest - SB2 Participation         | Miller Center Invest | (50,000)            | N/A  | Participation to SB2  |
| 08/29/2023  | Mainak Kumarchakraborty               | Miller Center Invest | (1,000)             | N/A  | Annual honorarium   |
| 08/29/2023  | Impact Africa Consulting Ltd          | Miller Center Invest | (1,000)             | N/A  | Annual honorarium   |
| 08/30/2023  | Morgan Babbs                          | Miller Center Invest | (1,000)             | N/A  | Annual honorarium   |
| 08/31/2023  | Stayner                               | Miller Center Invest | 10,000              | N/A  | Reinvestment of TF1 Guarantors to Miller Center Invest                            |
| 08/31/2023  | Sobrado                               | Miller Center Invest | 107,049             | N/A  | Reinvestment of TF1 Guarantors to Miller Center Invest                            |
| 09/08/2023  | Sola Adesola                          | Miller Center Invest | (1,000)             | N/A  | Annual honorarium   |
| 09/18/2023  | Marion Mary Noova                     | Miller Center Invest | (1,000)             | N/A  | Annual honorarium   |
| 09/29/2023  | MC Invest                             | Miller Center Invest | 1,075               | N/A  | Participation payment - Sistema Bio 2 loan (#1,2,3)                               |
| 10/31/2023  | MC Invest                             | Miller Center Invest | (9,936)             | N/A  | Fund Management Income  |
| 12/31/2023  | MC Invest                             | Miller Center Invest | (12,117)            | N/A  | Fund Management Income  |
| 12/31/2023  | MC Invest                             | Miller Center Invest | 15,623              | N/A  | Reclassification of Interest Income to BR's Liability Year 2023                   |
| 01/01/2024  | Realize Impact - Haiduck              | Miller Center Invest | 9,750               | N/A  | Recoverable Grant from Realize Impact - Haiduck                                   |
| 01/08/2024  | MC Invest - SB2 Participation         | Miller Center Invest | 1,138               | N/A  | Participation to SB2  |
| 01/31/2024  | MC Invest                             | Miller Center Invest | 3,722               | N/A  | Reclassification of Interest Income to BR's Liability Year 2024                   |
| 02/01/2024  | Realize Impact - White                | Miller Center Invest | 14,569              | N/A  | Grant amounts less a pro rata share of any investment losses.                     |
| 02/01/2024  | Realize Impact - Exelsior Fund        | Miller Center Invest | 24,690              | N/A  | Grant amounts less a pro rata share of any investment losses.                     |
| 02/29/2024  | MC Invest                             | Miller Center Invest | 430                 | N/A  | Participation payment - Someone Somewhere 2 loan (#1,2,3)                         |
| 02/29/2024  | MC Invest                             | Miller Center Invest | 3,750               | N/A  | Reclassification of Interest Income to BR's Liability - February 2024             |
| 03/08/2024  | Realize Impact - Tides PagerDuty      | Miller Center Invest | 46,750              | N/A  | Recoverable Grant from Realize Impact - Tides PagerDuty                           |
| 03/31/2024  | MC Invest                             | Miller Center Invest | 2,761               | N/A  | Reclassification of Interest Income to BR's Liability - February 2024             |
| 03/31/2024  | MC Invest                             | Miller Center Invest | (12,482)            | N/A  | Fund Management Income  |
| <b>Total Recoverable Grants Payable - The Miller Center Invest Fund</b> |                                       |                      | <b>796,824</b>      |  |   |
| 05/09/2023  | Richmont International                | Cartier              | 551,750             | No repayment schedule in agreement   | Recoverable Grant from Cartier  |
| 05/09/2023  | Richmont International                | Cartier              | 1,414               | No repayment schedule in agreement   | CreCom - Recoverable Grants CWI (excess)  |
| 05/16/2023  | Richmont International                | Cartier              | (44,649)            | N/A  | Management Fee payment (Oct 2022 - Mar 2023)                                      |
| 01/25/2024  | Richmont International                | Cartier              | 295                 | No repayment schedule in agreement   | Recoverable Grant from Cartier  |
| 01/25/2024  | Richmont International                | Cartier              | 549,165             | No repayment schedule in agreement   | Recoverable Grant from Cartier  |
| <b>Total Recoverable Grants Payable - Cartier</b>                       |                                       |                      | <b>2,087,658</b>    |  |   |
| <b>TOTAL</b>  |                                       |                      | <b>\$ 6,860,318</b> |  |   |

Beneficial Returns, LLC  
**Interest Earned from the Banks Schedule**  
 For the YTD ended March 31, 2024



| Date   | Bank                  | Description  | Fund             | Amount           | Scrubbed Notes                     |
|--|-----------------------|--|------------------|------------------|------------------------------------|
| 01/31/2023   | Native American Bank  | Interest Added Back  | Reciprocity Fund | 13               | Not yet transferred to Amalgamated |
| 02/28/2023   | Native American Bank  | Interest Added Back  | Reciprocity Fund | 101              | Not yet transferred to Amalgamated |
| 02/28/2023   | Native American Bank  | Interest Added Back  | Reciprocity Fund | 12               | Not yet transferred to Amalgamated |
| 03/31/2023   | Native American Bank  | Interest Added Back  | Reciprocity Fund | 12               | Not yet transferred to Amalgamated |
| 03/31/2023   | Native American Bank  | Interest Added Back  | Reciprocity Fund | 65               | Not yet transferred to Amalgamated |
| 04/30/2023   | Native American Bank  | Interest Added Back  | Reciprocity Fund | 72               | Not yet transferred to Amalgamated |
| 04/30/2023   | Native American Bank  | Interest Added Back  | Reciprocity Fund | 14               | Not yet transferred to Amalgamated |
| 05/31/2023   | Native American Bank  | Interest Added Back  | Reciprocity Fund | 70               | Not yet transferred to Amalgamated |
| 05/31/2023   | Native American Bank  | Interest Added Back  | Reciprocity Fund | 85               | Not yet transferred to Amalgamated |
| 06/30/2023   | Native American Bank  | Interest Added Back  | Reciprocity Fund | 72               | Not yet transferred to Amalgamated |
| 06/30/2023   | Native American Bank  | Interest Added Back  | Reciprocity Fund | 88               | Not yet transferred to Amalgamated |
| 07/31/2023   | Native American Bank  | Interest Added Back  | Reciprocity Fund | 85               | Not yet transferred to Amalgamated |
| 07/31/2023   | Native American Bank  | Interest Added Back  | Reciprocity Fund | 70               | Not yet transferred to Amalgamated |
| 08/31/2023   | Native American Bank  | Interest Added Back  | Reciprocity Fund | 73               | Not yet transferred to Amalgamated |
| 08/31/2023   | Native American Bank  | Interest Added Back  | Reciprocity Fund | 98               | Not yet transferred to Amalgamated |
| 09/30/2023   | Native American Bank  | Interest Added Back  | Reciprocity Fund | 73               | Not yet transferred to Amalgamated |
| 09/30/2023   | Native American Bank  | Interest Added Back  | Reciprocity Fund | 89               | Not yet transferred to Amalgamated |
| 10/27/2023   | Native American Bank  | Interest Added Back  | Reciprocity Fund | 71               | Not yet transferred to Amalgamated |
| 10/27/2023   | Native American Bank  | Interest Added Back  | Reciprocity Fund | 96               | Not yet transferred to Amalgamated |
| 11/28/2023   | Native American Bank  | Interest Added Back  | Reciprocity Fund | 73               | Not yet transferred to Amalgamated |
| 11/30/2023   | Native American Bank  | Interest Added Back  | Reciprocity Fund | 111              | Not yet transferred to Amalgamated |
| 12/28/2023   | Native American Bank  | Interest Added Back  | Reciprocity Fund | 71               | Not yet transferred to Amalgamated |
| 12/28/2023   | Native American Bank  | Interest Added Back  | Reciprocity Fund | 107              | Not yet transferred to Amalgamated |
| 01/31/2024   | Native American Bank  | Interest Added Back  | Reciprocity Fund | 73               | Not yet transferred to Amalgamated |
| 01/31/2024   | Native American Bank  | Interest Added Back  | Reciprocity Fund | 111              | Not yet transferred to Amalgamated |
| 02/28/2024   | Native American Bank  | Interest Added Back  | Reciprocity Fund | 73               | Not yet transferred to Amalgamated |
| 02/28/2024   | Native American Bank  | Interest Added Back  | Reciprocity Fund | 108              | Not yet transferred to Amalgamated |
| 03/31/2024   | Native American Bank  | Interest Added Back  | Reciprocity Fund | 104              | Not yet transferred to Amalgamated |
| 03/31/2024   | Native American Bank  | Interest Added Back  | Reciprocity Fund | 113              | Not yet transferred to Amalgamated |
| <b>Total Interest Earned from Native American Bank Not Yet Transferred to Amalgamated (TRF)</b>    |                       |  |                  | <b>2,427</b>     |                                    |
| 06/30/2022   | Clean Energy          | Deposit Dividend Annual Percentage Yield Earned: 0.50% (April to June 2022)  | Main Fund        | 115              | Not yet transferred to Amalgamated |
| 08/31/2022   | Clean Energy          | Deposit Dividend Annual Percentage Yield Earned: 0.50% (July to August 2022) | Main Fund        | 85               | Not yet transferred to Amalgamated |
| 09/30/2022   | Clean Energy          | Deposit Dividend Annual Percentage Yield Earned: 0.50% (September 2022)      | Main Fund        | 41               | Not yet transferred to Amalgamated |
| 10/31/2022   | Clean Energy          | Deposit Dividend Annual Percentage Yield Earned: 0.50% (October 2022)        | Main Fund        | 43               | Not yet transferred to Amalgamated |
| 11/30/2022   | Clean Energy          | Deposit Dividend Annual Percentage Yield Earned: 0.50% (November 2022)       | Main Fund        | 41               | Not yet transferred to Amalgamated |
| 12/31/2022   | Clean Energy          | Deposit Dividend Annual Percentage Yield Earned: 0.50% (December 2022)       | Main Fund        | 43               | Not yet transferred to Amalgamated |
| 01/31/2023   | Clean Energy          | Deposit Dividend Annual Percentage Yield Earned: 0.50% (January 2023)        | Main Fund        | 43               | Not yet transferred to Amalgamated |
| 02/28/2023   | Clean Energy          | Deposit Dividend Annual Percentage Yield Earned: 0.50% (February 2023)       | Main Fund        | 39               | Not yet transferred to Amalgamated |
| 03/31/2023   | Clean Energy          | Deposit Dividend Annual Percentage Yield Earned: 0.50% (March 2023)          | Main Fund        | 52               | Not yet transferred to Amalgamated |
| 04/30/2023   | Clean Energy          | Deposit Dividend Annual Percentage Yield Earned: 0.50% (April 2023)          | Main Fund        | 250              | Not yet transferred to Amalgamated |
| 05/31/2023   | Clean Energy          | Deposit Dividend Annual Percentage Yield Earned: 0.50% (May 2023)            | Main Fund        | 338              | Not yet transferred to Amalgamated |
| 6/31/2023  | Clean Energy          | Deposit Dividend Annual Percentage Yield Earned: 0.50% (June 2023)           | Main Fund        | 328              | Not yet transferred to Amalgamated |
| 07/31/2023   | Clean Energy          | Deposit Dividend Annual Percentage Yield Earned: 0.50% (July 2023)           | Main Fund        | 340              | Not yet transferred to Amalgamated |
| 08/31/2023   | Clean Energy          | Deposit Dividend Annual Percentage Yield Earned: 0.50% (August 2023)         | Main Fund        | 341              | Not yet transferred to Amalgamated |
| 09/30/2023   | Clean Energy          | Deposit Dividend Annual Percentage Yield Earned: 0.50% (September 2023)      | Main Fund        | 331              | Not yet transferred to Amalgamated |
| 10/31/2023   | Clean Energy          | Deposit Dividend Annual Percentage Yield Earned: 0.50% (October 2023)        | Main Fund        | 344              | Not yet transferred to Amalgamated |
| 11/29/2023   | Clean Energy          | Deposit Dividend Annual Percentage Yield Earned: 0.50% (November 2023)       | Main Fund        | 334              | Not yet transferred to Amalgamated |
| 12/29/2023   | Clean Energy          | Deposit Dividend Annual Percentage Yield Earned: 0.50% (December 2023)       | Main Fund        | 346              | Not yet transferred to Amalgamated |
| 01/31/2024   | Clean Energy          | Deposit Dividend Annual Percentage Yield Earned: 0.50% (January 2024)        | Main Fund        | 347              | Not yet transferred to Amalgamated |
| 02/29/2024   | Clean Energy          | Deposit Dividend Annual Percentage Yield Earned: 0.50% (February 2024)       | Main Fund        | 326              | Not yet transferred to Amalgamated |
| 03/31/2024   | Clean Energy          | Deposit Dividend Annual Percentage Yield Earned: 0.50% (March 2024)          | Main Fund        | 428              | Not yet transferred to Amalgamated |
| <b>Total Interest Earned from the Clean Energy Not Yet Transferred to Amalgamated (MF)</b>         |                       |  |                  | <b>4,555</b>     |                                    |
| 03/31/2023   | Fidelity Investments  | Dividend Received (March 2023)   | Main Fund        | 418              | Not yet transferred to Amalgamated |
| 04/30/2023   | Fidelity Investments  | Dividend Received (April 2023)   | Main Fund        | 1,089            | Not yet transferred to Amalgamated |
| 06/01/2023   | Fidelity Investments  | Dividend Received (May 2023)   | Main Fund        | 6                | Not yet transferred to Amalgamated |
| 06/30/2023   | Fidelity Investments  | Dividend Received (June 2023)  | Main Fund        | 337              | Not yet transferred to Amalgamated |
| 07/31/2023   | Fidelity Investments  | Dividend Received (July 2023)  | Main Fund        | 1,803            | Not yet transferred to Amalgamated |
| 08/31/2023   | Fidelity Investments  | Dividend Received (August 2023)  | Main Fund        | 2,792            | Not yet transferred to Amalgamated |
| 09/30/2023   | Fidelity Investments  | Dividend Received (September 2023)   | Main Fund        | 4,329            | Not yet transferred to Amalgamated |
| 10/31/2023   | Fidelity Investments  | Dividend Received (October 2023)   | Main Fund        | 7,197            | Not yet transferred to Amalgamated |
| 11/30/2023   | Fidelity Investments  | Dividend Received (November 2023)  | Main Fund        | 7,563            | Not yet transferred to Amalgamated |
| 12/29/2023   | Fidelity Investments  | Dividend Received (December 2023)  | Main Fund        | 7,201            | Not yet transferred to Amalgamated |
| 01/31/2024   | Fidelity Investments  | Dividend Received (January 2024)   | Main Fund        | 8,322            | Not yet transferred to Amalgamated |
| 02/29/2024   | Fidelity Investments  | Dividend Received (February 2024)  | Main Fund        | 10,862           | Not yet transferred to Amalgamated |
| 02/29/2024   | Fidelity Investments  | Dividend Received (March 2024)   | Main Fund        | 12,811           | Not yet transferred to Amalgamated |
| <b>Total Interest Earned from the Fidelity Government Money Market to Amalgamated (MF)</b>         |                       |  |                  | <b>64,730</b>    |                                    |
| 03/31/2023   | IntraFi Cash Services | Interest Capitalization (March 2023)   | Main Fund        | 464              | Not yet transferred to Amalgamated |
| 04/30/2023   | IntraFi Cash Services | Interest Capitalization (April 2023)   | Main Fund        | 588              | Not yet transferred to Amalgamated |
| 05/31/2023   | IntraFi Cash Services | Interest Capitalization (May 2023)   | Main Fund        | 657              | Not yet transferred to Amalgamated |
| 06/30/2023   | IntraFi Cash Services | Interest Capitalization (June 2023)  | Main Fund        | 24               | Not yet transferred to Amalgamated |
| 07/31/2023   | IntraFi Cash Services | Interest Capitalization (July 2023)  | Main Fund        | 2                | Not yet transferred to Amalgamated |
| 08/31/2023   | IntraFi Cash Services | Interest Capitalization (August 2023)  | Main Fund        | 2                | Not yet transferred to Amalgamated |
| 09/30/2023   | IntraFi Cash Services | Interest Capitalization (September 2023)                                     | Main Fund        | 2                | Not yet transferred to Amalgamated |
| 10/31/2023   | IntraFi Cash Services | Interest Capitalization (October 2023)                                       | Main Fund        | 2                | Not yet transferred to Amalgamated |
| 11/30/2023   | IntraFi Cash Services | Interest Capitalization (November 2023)                                      | Main Fund        | 2                | Not yet transferred to Amalgamated |
| 12/29/2023   | IntraFi Cash Services | Interest Capitalization (December 2023)                                      | Main Fund        | 2                | Not yet transferred to Amalgamated |
| 01/31/2024   | IntraFi Cash Services | Interest Capitalization (January 2024)                                       | Main Fund        | 2                | Not yet transferred to Amalgamated |
| 02/29/2024   | IntraFi Cash Services | Interest Capitalization (February 2024)                                      | Main Fund        | 2                | Not yet transferred to Amalgamated |
| 03/31/2024   | IntraFi Cash Services | Interest Capitalization (March 2024)   | Main Fund        | 2                | Not yet transferred to Amalgamated |
| <b>Total Interest Earned from the IntraFi Cash Service Not Yet Transferred to Amalgamated (MF)</b> |                       |  |                  | <b>1,730</b>     |                                    |
| 11/30/2022   | Clean Energy          | Deposit Dividend Annual Percentage Yield Earned: 0.50% (November 2022)       | Cartier Fund     | 259              | Not yet transferred to Amalgamated |
| 12/31/2022   | Clean Energy          | Deposit Dividend Annual Percentage Yield Earned: 0.50% (December 2022)       | Cartier Fund     | 893              | Not yet transferred to Amalgamated |
| 01/31/2023   | Clean Energy          | Deposit Dividend Annual Percentage Yield Earned: 0.50% (January 2023)        | Cartier Fund     | 895              | Not yet transferred to Amalgamated |
| 02/28/2023   | Clean Energy          | Deposit Dividend Annual Percentage Yield Earned: 0.50% (February 2023)       | Cartier Fund     | 811              | Not yet transferred to Amalgamated |
| 03/31/2023   | Clean Energy          | Deposit Dividend Annual Percentage Yield Earned: 0.50% (March 2023)          | Cartier Fund     | 900              | Not yet transferred to Amalgamated |
| 04/30/2023   | Clean Energy          | Deposit Dividend Annual Percentage Yield Earned: 0.50% (April 2023)          | Cartier Fund     | 874              | Not yet transferred to Amalgamated |
| 05/31/2023   | Clean Energy          | Deposit Dividend Annual Percentage Yield Earned: 0.50% (May 2023)            | Cartier Fund     | 924              | Not yet transferred to Amalgamated |
| 06/30/2023   | Clean Energy          | Deposit Dividend Annual Percentage Yield Earned: 0.50% (June 2023)           | Cartier Fund     | 920              | Not yet transferred to Amalgamated |
| 07/31/2023   | Clean Energy          | Deposit Dividend Annual Percentage Yield Earned: 0.50% (July 2023)           | Cartier Fund     | 963              | Not yet transferred to Amalgamated |
| 08/31/2023   | Clean Energy          | Deposit Dividend Annual Percentage Yield Earned: 0.50% (August 2023)         | Cartier Fund     | 966              | Not yet transferred to Amalgamated |
| 09/30/2023   | Clean Energy          | Deposit Dividend Annual Percentage Yield Earned: 0.50% (September 2023)      | Cartier Fund     | 938              | Not yet transferred to Amalgamated |
| 10/31/2023   | Clean Energy          | Deposit Dividend Annual Percentage Yield Earned: 0.50% (October 2023)        | Cartier Fund     | 972              | Not yet transferred to Amalgamated |
| 10/31/2023   | Clean Energy          | Deposit Dividend Annual Percentage Yield Earned: 0.50% (November 2023)       | Cartier Fund     | 952              | Not yet transferred to Amalgamated |
| <b>Total Interest Earned from the Clean Energy Not Yet Transferred to Amalgamated (CF)</b>         |                       |  |                  | <b>11,276</b>    |                                    |
| 06/30/2023   | Fidelity Investments  | Accrued Interest Income (April-June 2023)                                    | Main Fund        | 10,878           | Not yet collected                  |
| 07/31/2023   | Fidelity Investments  | Accrued Interest Income (July 2023)  | Main Fund        | 4,579            | Not yet collected                  |
| 09/30/2023   | Fidelity Investments  | Accrued Interest Income (Aug-Sep 2023)                                       | Main Fund        | 1,588            | Not yet collected                  |
| 09/30/2023   | Fidelity Investments  | Accrued Interest Income (Aug-Sep 2023)                                       | Main Fund        | 1,381            | Not yet collected                  |
| 09/30/2023   | Fidelity Investments  | Accrued Interest Income (Aug-Sep 2023)                                       | Main Fund        | 1,179            | Not yet collected                  |
| 09/30/2023   | Fidelity Investments  | Accrued Interest Income (Aug-Sep 2023)                                       | Main Fund        | 1,366            | Not yet collected                  |
| 10/31/2023   | Fidelity Investments  | Accrued Interest Income (October 2023)                                       | Main Fund        | 286              | Not yet collected                  |
| <b>Total Interest Earned from the Fidelity Short-Term Investments to Amalgamated (MF)</b>          |                       |  |                  | <b>21,258</b>    |                                    |
| <b>Less: Total Interest Earned from the Banks - 2021</b>   |                       |  |                  | <b>76</b>        |                                    |
| <b>Less: Total Interest Earned from the Banks - 2022</b>   |                       |  |                  | <b>1,686</b>     |                                    |
| <b>Less: Total Interest Earned from the Banks - 2023</b>   |                       |  |                  | <b>36,233</b>    |                                    |
| <b>Total Interest Earned from Banks - 2024 (All funds)</b>   |                       |  |                  | <b>\$ 33,685</b> |                                    |





Beneficial Returns, LLC  
**Interest Income from The Reciprocity Fund**  
 For the YTD ended March 31, 2024



| Date   | Description   | Fund             | Amount           | Date Collected | Scrubbed Notes    | Beneficial Returns |
|--|---|------------------|------------------|----------------|-------------------|--------------------|
| 03/21/2023                                     | Accrual of Interest Income from Waykana - Mar 2023  | Reciprocity Fund | \$ 123           |                | Not yet collected |                    |
| 04/21/2023                                     | Accrual of Interest Income from AFIMAD - Apr 2023   | Reciprocity Fund | 260              |                | Not yet collected |                    |
| 04/21/2023                                     | Accrual of Interest Income from RONAP2 - Apr 2023   | Reciprocity Fund | 200              |                | Not yet collected |                    |
| 04/21/2023                                     | Accrual of Interest Income from Waykana - Apr 2023  | Reciprocity Fund | 120              |                | Not yet collected |                    |
| 05/21/2023                                     | Accrual of Interest Income from AFIMAD - May 2023   | Reciprocity Fund | 260              |                | Not yet collected |                    |
| 05/21/2023                                     | Accrual of Interest Income from RONAP2 - May 2023   | Reciprocity Fund | 463              |                | Not yet collected |                    |
| 05/21/2023                                     | Accrual of Interest Income from Waykana - May 2023  | Reciprocity Fund | 117              |                | Not yet collected |                    |
| 06/21/2023                                     | Accrual of Interest Income from AFIMAD - Jun 2023   | Reciprocity Fund | 240              |                | Not yet collected |                    |
| 06/21/2023                                     | Accrual of Interest Income from RONAP2 - Jun 2023   | Reciprocity Fund | 463              |                | Not yet collected |                    |
| 06/21/2023                                     | Accrual of Interest Income from Waykana - Jun 2023  | Reciprocity Fund | 113              |                | Not yet collected |                    |
| 07/05/2023                                     | Accrual of Interest Income from Xaxeni - Jul 2023   | Reciprocity Fund | 373              |                | Not yet collected |                    |
| 07/21/2023                                     | Accrual of Interest Income from RONAP2 - Jul 2023   | Reciprocity Fund | 463              |                | Not yet collected |                    |
| 07/21/2023                                     | Accrual of Interest Income from Waykana - Jul 2023  | Reciprocity Fund | 110              |                | Not yet collected |                    |
| 07/21/2023                                     | Accrual of Interest Income from AFIMAD - Jul 2023   | Reciprocity Fund | 240              |                | Not yet collected |                    |
| 07/21/2023                                     | Accrual of Interest Income from Arte Colibri - Jul 2023   | Reciprocity Fund | 133              |                | Not yet collected |                    |
| 08/05/2023                                     | Accrual of Interest Income from Xaxeni - Aug 2023   | Reciprocity Fund | 373              |                | Not yet collected |                    |
| 08/21/2023                                     | Accrual of Interest Income from CEPRO - Aug 2023  | Reciprocity Fund | 370              |                | Not yet collected |                    |
| 08/21/2023                                     | Accrual of Interest Income from RONAP2 - Aug 2023   | Reciprocity Fund | 425              |                | Not yet collected |                    |
| 08/21/2023                                     | Accrual of Interest Income from AFIMAD - Aug 2023   | Reciprocity Fund | 240              |                | Not yet collected |                    |
| 08/21/2023                                     | Accrual of Interest Income from Waykana - Aug 2023  | Reciprocity Fund | 107              |                | Not yet collected |                    |
| 09/01/2023                                     | Reversal of Interest Income from Arte Colibri - Jul 2023 (due to revision od amortization schedule) | Reciprocity Fund | (133)            |                | Not yet collected |                    |
| 09/05/2023                                     | Accrual of Interest Income from Xaxeni - Sep 2023   | Reciprocity Fund | 373              |                | Not yet collected |                    |
| 09/15/2023                                     | Accrual of Interest Income from CAC - Sep 2023  | Reciprocity Fund | 67               |                | Not yet collected |                    |
| 09/15/2023                                     | Accrual of Interest Income from AFIMAD - Sep 2023   | Reciprocity Fund | 221              |                | Not yet collected |                    |
| 09/21/2023                                     | Accrual of Interest Income from Waykana - Sep 2023  | Reciprocity Fund | 103              |                | Not yet collected |                    |
| 09/30/2023                                     | Reversal of Interest Income from CEPRO - Aug 2023   | Reciprocity Fund | (370)            |                | Not yet collected |                    |
| 10/05/2023                                     | Accrual of Interest Income from Xaxeni - Oct 2023   | Reciprocity Fund | 349              |                | Not yet collected |                    |
| 10/15/2023                                     | Accrual of Interest Income from RONAP2 - Oct 2023   | Reciprocity Fund | 425              |                | Not yet collected |                    |
| 10/15/2023                                     | Accrual of Interest Income from CAC - Oct 2023  | Reciprocity Fund | 67               |                | Not yet collected |                    |
| 10/15/2023                                     | Accrual of Interest Income from CEPRO - Oct 2023  | Reciprocity Fund | 500              |                | Not yet collected |                    |
| 10/15/2023                                     | Accrual of Interest Income from AFIMAD - Oct 2023   | Reciprocity Fund | 221              |                | Not yet collected |                    |
| 10/15/2023                                     | Accrual of Interest Income from Waykana - Oct 2023  | Reciprocity Fund | 100              |                | Not yet collected |                    |
| 11/15/2023                                     | Accrual of Interest Income from Arte Colibri - Nov 2023   | Reciprocity Fund | 126              |                | Not yet collected |                    |
| 11/15/2023                                     | Accrual of Interest Income from Xaxeni - Nov 2023   | Reciprocity Fund | 349              |                | Not yet collected |                    |
| 11/15/2023                                     | Accrual of Interest Income from CEPRO - Nov 2023  | Reciprocity Fund | 500              |                | Not yet collected |                    |
| 11/15/2023                                     | Accrual of Interest Income from RONAP2 - Nov 2023   | Reciprocity Fund | 386              |                | Not yet collected |                    |
| 11/15/2023                                     | Accrual of Interest Income from CAC - Nov 2023  | Reciprocity Fund | 67               |                | Not yet collected |                    |
| 11/21/2023                                     | Accrual of Interest Income from Waykana - Nov 2023  | Reciprocity Fund | 99               |                | Not yet collected |                    |
| 12/15/2023                                     | Accrual of Interest Income from UOPROCAE - Dec 2023   | Reciprocity Fund | 139              |                | Not yet collected |                    |
| 12/15/2023                                     | Accrual of Interest Income from WinaK3 - Dec 2023   | Reciprocity Fund | 126              |                | Not yet collected |                    |
| 12/15/2023                                     | Accrual of Interest Income from Alma - Dec 2023   | Reciprocity Fund | 667              |                | Not yet collected |                    |
| 12/15/2023                                     | Accrual of Interest Income from Arte Colibri - Dec 2023   | Reciprocity Fund | 126              |                | Not yet collected |                    |
| 12/15/2023                                     | Accrual of Interest Income from Waykana - Dec 2023  | Reciprocity Fund | 93               |                | Not yet collected |                    |
| 12/15/2023                                     | Accrual of Interest Income from Xaxeni - Dec 2023   | Reciprocity Fund | 349              |                | Not yet collected |                    |
| 12/15/2023                                     | Accrual of Interest Income from Simbiosis 2 - Dec 2023  | Reciprocity Fund | 270              |                | Not yet collected |                    |
| 12/15/2023                                     | Accrual of Interest Income from CEPRO - Dec 2023  | Reciprocity Fund | 500              |                | Not yet collected |                    |
| 12/15/2023                                     | Accrual of Interest Income from RONAP2 - Dec 2023   | Reciprocity Fund | 386              |                | Not yet collected |                    |
| 12/15/2023                                     | Accrual of Interest Income from CAC - Dec 2023  | Reciprocity Fund | 59               |                | Not yet collected |                    |
| 01/05/2024                                     | Accrual of Interest Income from Xaxeni - Jan 2024   | Reciprocity Fund | 233              |                | Not yet collected |                    |
| 01/15/2024                                     | Accrual of Interest Income from Simbiosis 2 - Jan 2024  | Reciprocity Fund | 389              |                | Not yet collected |                    |
| 01/15/2024                                     | Accrual of Interest Income from RONAP2 - Jan 2024   | Reciprocity Fund | 386              |                | Not yet collected |                    |
| 01/15/2024                                     | Accrual of Interest Income from CEPRO - Jan 2024  | Reciprocity Fund | 437              |                | Not yet collected |                    |
| 01/15/2024                                     | Accrual of Interest Income from CAC - Jan 2024  | Reciprocity Fund | 59               |                | Not yet collected |                    |
| 01/15/2024                                     | Accrual of Interest Income from Waykana - Jan 2024  | Reciprocity Fund | 90               |                | Not yet collected |                    |
| 01/15/2024                                     | Accrual of Interest Income from WinaK3 - Jan 2024   | Reciprocity Fund | 156              |                | Not yet collected |                    |
| 01/15/2024                                     | Accrual of Interest Income from UOPROCAE - Jan 2024   | Reciprocity Fund | 139              |                | Not yet collected |                    |
| 01/15/2024                                     | Accrual of Interest Income from Alma - Jan 2024   | Reciprocity Fund | 667              |                | Not yet collected |                    |
| 01/15/2024                                     | Accrual of Interest Income from Doselva 3 - Dec 2023  | Reciprocity Fund | 1,200            |                | Not yet collected |                    |
| 01/15/2024                                     | Accrual of Interest Income from Arte Colibri - Jan 2024   | Reciprocity Fund | 126              |                | Not yet collected |                    |
| 02/05/2024                                     | Accrual of Interest Income from WinaK3 - Feb 2024   | Reciprocity Fund | 145              |                | Not yet collected |                    |
| 02/05/2024                                     | Accrual of Interest Income from UOPROCAE - Feb 2024   | Reciprocity Fund | 29               |                | Not yet collected |                    |
| 02/05/2024                                     | Accrual of Interest Income from CAC - Feb 2024  | Reciprocity Fund | 59               |                | Not yet collected |                    |
| 02/15/2024                                     | Accrual of Interest Income from CORTEPAZ - Feb 2024   | Reciprocity Fund | 85               |                | Not yet collected |                    |
| 02/15/2024                                     | Accrual of Interest Income from Alma - Feb 2024   | Reciprocity Fund | 667              |                | Not yet collected |                    |
| 02/15/2024                                     | Accrual of Interest Income from Xaxeni - Feb 2023   | Reciprocity Fund | 326              |                | Not yet collected |                    |
| 02/15/2024                                     | Accrual of Interest Income from CEPRO - Feb 2024  | Reciprocity Fund | 437              |                | Not yet collected |                    |
| 02/15/2024                                     | Accrual of Interest Income from FESSEG - Feb 2024   | Reciprocity Fund | 159              |                | Not yet collected |                    |
| 02/15/2024                                     | Accrual of Interest Income from Simbiosis 2 - Feb 2024  | Reciprocity Fund | 389              |                | Not yet collected |                    |
| 02/15/2024                                     | Accrual of Interest Income from Waykana - Feb 2024  | Reciprocity Fund | 86               |                | Not yet collected |                    |
| 02/15/2024                                     | Accrual of Interest Income from RONAP2 - Feb 2024   | Reciprocity Fund | 346              |                | Not yet collected |                    |
| 02/15/2024                                     | Accrual of Interest Income from Tercer Milenio - Feb 2024   | Reciprocity Fund | 667              |                | Not yet collected |                    |
| 02/15/2024                                     | Accrual of Interest Income from Arte Colibri - Feb 2024   | Reciprocity Fund | 119              |                | Not yet collected |                    |
| 02/15/2024                                     | Accrual of Interest Income from PT Kawanasi Sehat Dasacatur - Feb 2024                              | Reciprocity Fund | 667              |                | Not yet collected |                    |
| 02/15/2024                                     | Accrual of Interest Income from Forest Wise 2 - Feb 2024  | Reciprocity Fund | 295              |                | Not yet collected |                    |
| 02/22/2024                                     | Accrual of Interest Income from Doselva 3 - Feb 2024  | Reciprocity Fund | 1,200            |                | Not yet collected |                    |
| 03/04/2024                                     | Accrual of Interest Income from UOPROCAE - Mar 2024   | Reciprocity Fund | 29               |                | Not yet collected |                    |
| 03/04/2024                                     | Accrual of Interest Income from Tercer Milenio - Mar 2024   | Reciprocity Fund | 667              |                | Not yet collected |                    |
| 03/05/2024                                     | Accrual of Interest Income from Xaxeni - Mar 2024   | Reciprocity Fund | 326              |                | Not yet collected |                    |
| 03/05/2024                                     | Accrual of Interest Income from Bats'il Maya 3 - Mar 2024   | Reciprocity Fund | 533              |                | Not yet collected |                    |
| 03/05/2024                                     | Accrual of Interest Income from CENCOIC 2 - Mar 2024  | Reciprocity Fund | 667              |                | Not yet collected |                    |
| 03/05/2024                                     | Accrual of Interest Income from CEPRO - Mar 2024  | Reciprocity Fund | 437              |                | Not yet collected |                    |
| 03/05/2024                                     | Accrual of Interest Income from Simbiosis 2 - Mar 2024  | Reciprocity Fund | 389              |                | Not yet collected |                    |
| 03/05/2024                                     | Accrual of Interest Income from COOPAVAM - Mar 2024   | Reciprocity Fund | 500              |                | Not yet collected |                    |
| 03/05/2024                                     | Accrual of Interest Income from Alma - Mar 2024   | Reciprocity Fund | 617              |                | Not yet collected |                    |
| 03/05/2024                                     | Accrual of Interest Income from WinaK3 - Mar 2024   | Reciprocity Fund | 134              |                | Not yet collected |                    |
| 03/05/2024                                     | Accrual of Interest Income from CAC - Mar 2024  | Reciprocity Fund | 51               |                | Not yet collected |                    |
| 03/15/2024                                     | Accrual of Interest Income from FESSEG - Mar 2024   | Reciprocity Fund | 159              |                | Not yet collected |                    |
| 03/15/2024                                     | Accrual of Interest Income from PT Kawanasi Sehat Dasacatur - Mar 2024                              | Reciprocity Fund | 667              |                | Not yet collected |                    |
| 03/15/2024                                     | Accrual of Interest Income from Arte Colibri - Mar 2024   | Reciprocity Fund | 119              |                | Not yet collected |                    |
| 03/15/2024                                     | Accrual of Interest Income from Du Anyam - Mar 2024   | Reciprocity Fund | 500              |                | Not yet collected |                    |
| 03/15/2024                                     | Accrual of Interest Income from RONAP2 - Mar 2024   | Reciprocity Fund | 346              |                | Not yet collected |                    |
| 03/15/2024                                     | Accrual of Interest Income from Forest Wise 2 - Mar 2024  | Reciprocity Fund | 295              |                | Not yet collected |                    |
| 03/15/2024                                     | Accrual of Interest Income from COBIUS - Mar 2024   | Reciprocity Fund | 41               |                | Not yet collected |                    |
| 03/22/2024                                     | Accrual of Interest Income from BeanSpire Company, Ltd. - Mar 2024                                  | Reciprocity Fund | 583              |                | Not yet collected |                    |
| 03/15/2024                                     | Accrual of Interest Income from CORTEPAZ - Mar 2024   | Reciprocity Fund | 85               |                | Not yet collected |                    |
| 03/25/2024                                     | Accrual of Interest Income from Doselva 3 - Mar 2024  | Reciprocity Fund | 1,200            |                | Not yet collected |                    |
| 03/29/2024                                     | Accrual of Interest Income from Asoseyekun - Mar 2024   | Reciprocity Fund | 176              |                | Not yet collected |                    |
| <b>Total Interest Income Not Yet Collected</b> |   |                  | <b>32,081</b>    |                |                   |                    |
| <b>Total</b>                                   |   |                  | <b>133,243</b>   |                |                   |                    |
| Less: Total Interest Income - 2023             |   |                  | 91,685           |                |                   |                    |
| <b>Total - 2024 (TRF)</b>                      |   |                  | <b>\$ 32,519</b> |                |                   |                    |

**Interest Income from The Truss Fund 1.0**

For the YTD ended March 31, 2024



| Date   | Description   | Fund           | Amount        | Scrubbed Notes                            |
|--|---|----------------|---------------|---|
| 07/15/2021                                     | Accrual of Interest Income from Wana Energy - Jul 2021        | Truss Fund 1.0 | \$ 76         | Not yet collected/Written-off - 8/31/2023 |
| 08/15/2021                                     | Accrual of Interest Income from Wana Energy - Aug 2021        | Truss Fund 1.0 | 76            | Not yet collected/Written-off - 8/31/2023 |
| 09/15/2021                                     | Accrual of Interest Income from Wana Energy - Sep 2021        | Truss Fund 1.0 | 76            | Not yet collected/Written-off - 8/31/2023 |
| 10/15/2021                                     | Accrual of Interest Income from Wana Energy - Oct 2021        | Truss Fund 1.0 | 76            | Not yet collected/Written-off - 8/31/2023 |
| 11/15/2021                                     | Accrual of Interest Income from Wana Energy - Nov 2021        | Truss Fund 1.0 | 64            | Not yet collected/Written-off - 8/31/2023 |
| 12/15/2021                                     | Accrual of Interest Income from Wana Energy - Dec 2021        | Truss Fund 1.0 | 64            | Not yet collected/Written-off - 8/31/2023 |
| 01/15/2022                                     | Accrual of Interest Income from Wana Energy - Jan 2022        | Truss Fund 1.0 | 64            | Not yet collected/Written-off - 8/31/2023 |
| 02/15/2022                                     | Accrual of Interest Income from Wana Energy - Feb 2022        | Truss Fund 1.0 | 51            | Not yet collected/Written-off - 8/31/2023 |
| 03/15/2022                                     | Accrual of Interest Income from Wana Energy - Mar 2022        | Truss Fund 1.0 | 51            | Not yet collected/Written-off - 8/31/2023 |
| 04/15/2022                                     | Accrual of Interest Income from Wana Energy - Apr 2022        | Truss Fund 1.0 | 51            | Not yet collected/Written-off - 8/31/2023 |
| 05/15/2022                                     | Accrual of Interest Income from iKure - May 2022              | Truss Fund 1.0 | 22            | Not yet collected/Written-off - 8/31/2023 |
| 05/15/2022                                     | Accrual of Interest Income from iKure2 - May 2022             | Truss Fund 1.0 | 18            | Not yet collected/Written-off - 8/31/2023 |
| 05/15/2022                                     | Accrual of Interest Income from Wana Energy - May 2022        | Truss Fund 1.0 | 39            | Not yet collected/Written-off - 8/31/2023 |
| 06/15/2022                                     | Accrual of Interest Income from iKure - Jun 2022              | Truss Fund 1.0 | 22            | Not yet collected/Written-off - 8/31/2023 |
| 06/15/2022                                     | Accrual of Interest Income from iKure2 - Jun 2022             | Truss Fund 1.0 | 18            | Not yet collected/Written-off - 8/31/2023 |
| 06/15/2022                                     | Accrual of Interest Income from Wana Energy - Jun 2022        | Truss Fund 1.0 | 39            | Not yet collected/Written-off - 8/31/2023 |
| 07/15/2022                                     | Accrual of Interest Income from iKure - July 2022             | Truss Fund 1.0 | 22            | Not yet collected/Written-off - 8/31/2023 |
| 07/15/2022                                     | Accrual of Interest Income from iKure2 - July 2022            | Truss Fund 1.0 | 18            | Not yet collected/Written-off - 8/31/2023 |
| 07/15/2022                                     | Accrual of Interest Income from Wana Energy - July 2022       | Truss Fund 1.0 | 39            | Not yet collected/Written-off - 8/31/2023 |
| 08/15/2022                                     | Accrual of Interest Income from iKure - Aug 2022              | Truss Fund 1.0 | 11            | Not yet collected/Written-off - 8/31/2023 |
| 08/15/2022                                     | Accrual of Interest Income from iKure2 - Aug 2022             | Truss Fund 1.0 | 9             | Not yet collected/Written-off - 8/31/2023 |
| 08/15/2022                                     | Accrual of Interest Income from Wana Energy - Aug 2022        | Truss Fund 1.0 | 26            | Not yet collected/Written-off - 8/31/2023 |
| 09/15/2022                                     | Accrual of Interest Income from iKure - Sep 2022              | Truss Fund 1.0 | 11            | Not yet collected/Written-off - 8/31/2023 |
| 09/15/2022                                     | Accrual of Interest Income from iKure2 - Sep 2022             | Truss Fund 1.0 | 9             | Not yet collected/Written-off - 8/31/2023 |
| 09/15/2022                                     | Accrual of Interest Income from Wana Energy - Sep 2022        | Truss Fund 1.0 | 26            | Not yet collected/Written-off - 8/31/2023 |
| 10/15/2022                                     | Accrual of Interest Income from iKure - Oct 2022              | Truss Fund 1.0 | 11            | Not yet collected/Written-off - 8/31/2023 |
| 10/15/2022                                     | Accrual of Interest Income from iKure2 - Oct 2022             | Truss Fund 1.0 | 9             | Not yet collected/Written-off - 8/31/2023 |
| 10/15/2022                                     | Accrual of Interest Income from Wana Energy - Oct 2022        | Truss Fund 1.0 | 26            | Not yet collected/Written-off - 8/31/2023 |
| 12/30/2022                                     | Accrual of Interest Income from Emerging Cooking - Dec 2022   | Truss Fund 1.0 | 47            | Not yet collected/Written-off - 8/31/2023 |
| 01/15/2023                                     | Accrual of Interest Income from Inspiring Teachers - Jan 2023 | Truss Fund 1.0 | 42            | Not yet collected/Written-off - 3/31/2023 |
| 01/31/2023                                     | Accrual of Interest Income from Emerging Cooking - Jan 2023   | Truss Fund 1.0 | 47            | Not yet collected/Written-off - 8/31/2023 |
| 02/15/2023                                     | Accrual of Interest Income from Inspiring Teachers - Feb 2023 | Truss Fund 1.0 | 42            | Not yet collected/Written-off - 3/31/2023 |
| 03/15/2023                                     | Accrual of Interest Income from Inspiring Teachers - Mar 2023 | Truss Fund 1.0 | 42            | Not yet collected/Written-off - 3/31/2023 |
| <b>Total Interest Income Not Yet Collected</b> |   |                | <b>1,240</b>  |   |
| <b>Total</b>                                   |   |                | <b>1,240</b>  |   |
| Less: Total Interest Income - 2021             |   |                | 432           |   |
| Less: Total Interest Income - 2022             |   |                | 636           |   |
| <b>Total - 2023 (TF1)</b>                      |   |                | <b>\$ 172</b> |   |







**Interest Income from The MC Invest Fund**

For the YTD ended March 31, 2024



| Date   | Description  | Fund                 | Amount        | Date Collected | Scrubbed Notes                               |
|--|--|----------------------|---------------|----------------|--|
| 03/15/2023                                       | To record Interest Income from Nazava Water2 - Mar 2023  | Miller Center Invest | \$ 531        | 06/12/2023     | Collected/Not yet transferred to Amalgamated |
| 04/15/2023                                       | To record Interest Income from Nazava Water2 - Apr 2023  | Miller Center Invest | 531           | 06/12/2023     | Collected/Not yet transferred to Amalgamated |
| 05/15/2023                                       | To record Interest Income from Nazava Water2 - May 2023  | Miller Center Invest | 531           | 06/12/2023     | Collected/Not yet transferred to Amalgamated |
| 06/15/2023                                       | To record Interest Income from Nazava Water2 - Jun 2023  | Miller Center Invest | 531           | 09/29/2023     | Collected/Not yet transferred to Amalgamated |
| 07/05/2023                                       | To record Interest Income from Nazava Water2 - Jul 2023  | Miller Center Invest | 531           | 09/29/2023     | Collected/Not yet transferred to Amalgamated |
| 08/05/2023                                       | To record Interest Income from Nazava Water2 - Aug 2023  | Miller Center Invest | 531           | 09/29/2023     | Collected/Not yet transferred to Amalgamated |
| 09/05/2023                                       | To record Interest Income from Nazava Water2 - Sep 2023  | Miller Center Invest | 531           | 09/29/2023     | Collected/Not yet transferred to Amalgamated |
| 10/05/2023                                       | To record Interest Income from Nazava Water2 - Oct 2023  | Miller Center Invest | 531           | 12/29/2023     | Collected/Not yet transferred to Amalgamated |
| 10/15/2023                                       | To record Interest Income from Deevabits 3 - Oct 2023  | Miller Center Invest | 1,667         | 01/16/2024     | Collected/Not yet transferred to Amalgamated |
| 11/15/2023                                       | To record Interest Income from Nazava Water2 - Nov 2023  | Miller Center Invest | 531           | 12/29/2023     | Collected/Not yet transferred to Amalgamated |
| 11/15/2023                                       | To record Interest Income from Deevabits 3 - Nov 2023  | Miller Center Invest | 1,667         | 01/16/2024     | Collected/Not yet transferred to Amalgamated |
| 12/15/2023                                       | To record Interest Income from Nazava Water2 - Dec 2023  | Miller Center Invest | 531           | 12/29/2023     | Collected/Not yet transferred to Amalgamated |
| 12/15/2023                                       | To record Interest Income from Deevabits 3 - Dec 2023  | Miller Center Invest | 1,667         | 01/16/2024     | Collected/Not yet transferred to Amalgamated |
| 01/15/2024                                       | To record Interest Income from Deevabits 3 - Jan 2024  | Miller Center Invest | 1,667         | 01/16/2024     | Collected/Not yet transferred to Amalgamated |
| 02/05/2024                                       | To record interest income from Deevabits 3- Feb 2024   | Miller Center Invest | 1,667         | 03/05/2024     | Collected/Not yet transferred to Amalgamated |
| <b>Total Interest Income Not Yet Transferred</b> |  |                      | <b>10,313</b> |                |  |
| 09/15/2023                                       | Accrual of Interest Income from Awaaz - Sep 2023   | Miller Center Invest | 738           |                | Not yet collected                            |
| 10/15/2023                                       | Accrual of Interest Income from Awaaz - Oct 2023   | Miller Center Invest | 738           |                | Not yet collected                            |
| 10/15/2023                                       | Accrual of Interest Income from Vitalite Malawi - Oct 2023   | Miller Center Invest | 787           |                | Not yet collected                            |
| 11/15/2023                                       | Accrual of Interest Income from Awaaz - Nov 2023   | Miller Center Invest | 738           |                | Not yet collected                            |
| 11/15/2023                                       | Accrual of Interest Income from Vitalite Malawi 3 - Nov 2023   | Miller Center Invest | 787           |                | Not yet collected                            |
| 12/15/2023                                       | Accrual of Interest Income from Awaaz - Dec 2023   | Miller Center Invest | 738           |                | Not yet collected                            |
| 12/15/2023                                       | Accrual of Interest Income from Vitalite Malawi 3 - Dec 2023   | Miller Center Invest | 787           |                | Not yet collected                            |
| 01/15/2024                                       | Accrual of Interest Income from Nazava Water2 - Jan 2024   | Miller Center Invest | 531           |                | Not yet collected                            |
| 01/15/2024                                       | Accrual of Interest Income from Vitalite Malawi 3 - Jan 2024   | Miller Center Invest | 787           |                | Not yet collected                            |
| 01/15/2024                                       | Accrual of Interest Income from Awaaz - Jan 2024   | Miller Center Invest | 738           |                | Not yet collected                            |
| 01/31/2024                                       | To reclass the interest income from Miller Center Invest to be part of BRs Liability for 2024            | Miller Center Invest | (3,722)       |                | N/A  |
| 02/05/2024                                       | Accrual of Interest Income from Awaaz- Feb 2024  | Miller Center Invest | 738           |                | Not yet collected                            |
| 02/05/2024                                       | Accrual of interest income from Vitalite Malawi - Feb 2024   | Miller Center Invest | 815           |                | Not yet collected                            |
| 02/05/2024                                       | Accrual of Interest Income from Nazava Water2 - Feb 2024   | Miller Center Invest | 531           |                | Not yet collected                            |
| 02/05/2024                                       | To reclass the interest income from Miller Center Invest to be part of BR's liability for February 2024. | Miller Center Invest | (3,750)       |                | N/A  |
| 03/04/2024                                       | Accrual of Interest Income from Awaaz- Mar 2024  | Miller Center Invest | 738           |                | Not yet collected                            |
| 03/05/2024                                       | Accrual of interest income from Deevabits 3- Mar 2024  | Miller Center Invest | 1,667         |                | Not yet collected                            |
| 03/05/2024                                       | Accrual of Interest Income from Nazava Water2 - Mar 2024   | Miller Center Invest | 531           |                | Not yet collected                            |
| 03/05/2024                                       | Accrual of interest income from Vitalite Malawi - Mar 2024   | Miller Center Invest | 815           |                | Not yet collected                            |
| 03/31/2024                                       | To adjust the balance and interest for Vitalite Malawi following the update in amortization schedule     | Miller Center Invest | (989)         |                | N/A  |
| 03/31/2024                                       | To reclass the interest income from Miller Center Invest to be part of BR's liability for March 2024.    | Miller Center Invest | (2,761)       |                | N/A  |
| <b>Total Interest Income Not Yet Collected</b>   |  |                      | <b>1,978</b>  |                |  |
| Less: Total Interest Income - 2023               |  |                      | <b>15,623</b> |                |  |
| <b>Total - 2024 (MCIF)</b>                       |  |                      | <b>\$ -</b>   |                |  |