



Beneficial Returns

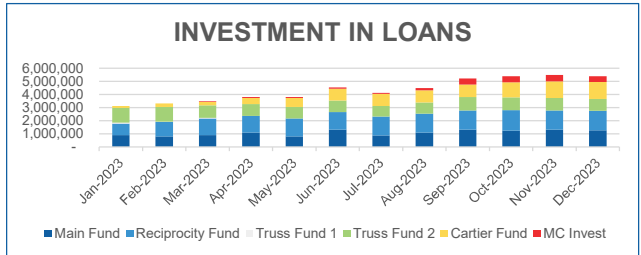
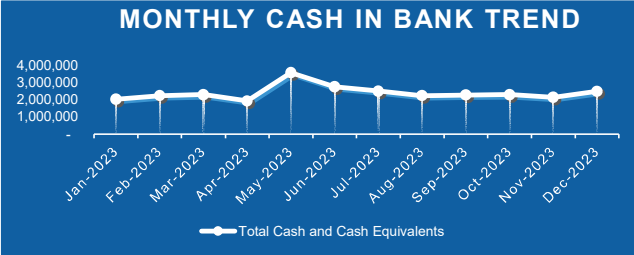
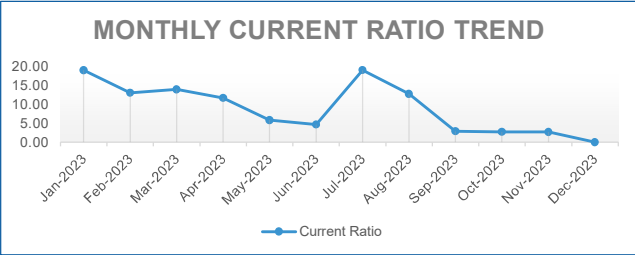
Management Reports
Beneficial Returns, LLC
December 31, 2023

Contents

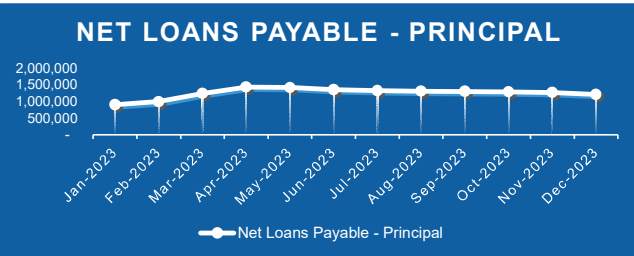
Financial Dashboard	1
Balance Sheets - December 31, 2023 vs November 30, 2023	2
Balance Sheets as of December 31, 2023	4
Balance Sheets by Category as of December 31, 2023	6
Cash Tracking as of December 31, 2023	8
Income Statements for the YTD ended December 31, 2023	9
Income Statements - The Main Fund for the YTD ended December 31, 2023	10
Income Statements - The Reciprocity Fund for the YTD ended December 31, 2023	11
Income Statements - The Truss Fund 1.0 for the YTD ended December 31, 2023	12
Income Statements - The Truss Fund 2.0 for the YTD ended December 31, 2023	13
Income Statements - The Cartier Fund for the YTD ended December 31, 2023	14
Income Statements - The MC Invest Fund for the YTD ended December 31, 2023	15
Cash Flow Statements for the YTD ended December 31, 2023	16
Statement of Changes in Equity for the YTD ended December 31, 2023	17
Supporting Schedules	
Fidelity Investments Schedule	18
Receivable from Borrowers Schedule	19
Loan Loss Reserve Schedule	20
Investment in Loans (Borrowers) Schedule	21
Payable to Participants Schedule	23
Loans Payable (Investors) Schedule	25
Recoverable Grants Payable Schedule	26
Interest Earned from the Banks Schedule	27
Interest Income from The Reciprocity Fund	28
Interest Income from The Truss Fund 1.0	30
Interest Income from The Truss Fund 2.0	31
Interest Income from The Cartier Fund	32
Interest Income from The MC Invest Fund	33

FINANCIAL DASHBOARD

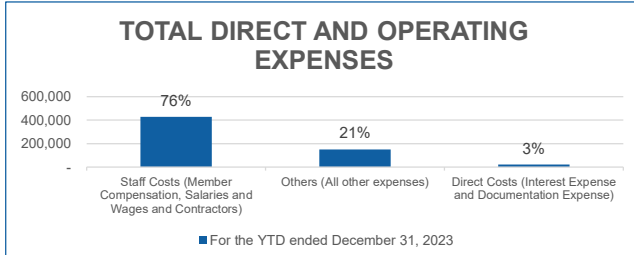
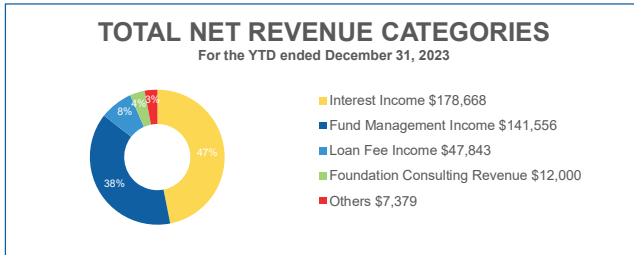
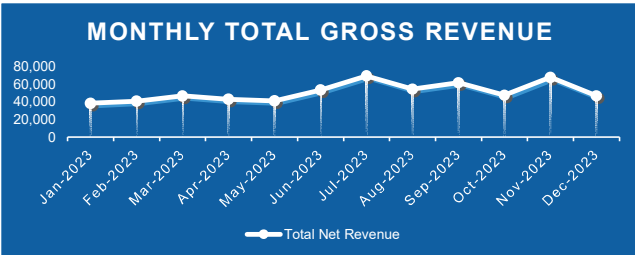
ASSETS



LIABILITIES



INCOME AND EXPENSE



Beneficial Returns, LLC
Balance Sheets
As of December 31, 2023



	DEC	NOV	INC (DEC)	% CHANGE
ASSETS				
CURRENT ASSETS				
CASH AND CASH EQUIVALENTS				
	<i>Sched</i>			
Operating Account (2135)	\$ 509,816	\$ 229,391	\$ 280,425	122.25%
Main Fund (2911)	89,882	58,058	31,824	54.81%
Reciprocity Fund Account (7740)	31,442	19,381	12,061	62.23%
Truss Fund 2.0 (3856)	81,122	75,886	5,237	6.90%
Cartier Women's Initiative Fund (1600)	26,576	19,393	7,183	37.04%
Miller Center Innovation Fund (1633)	49,885	48,301	1,584	3.28%
IntraFi Cash Service (2135)	1,724	1,722	2	0.11%
Fidelity Government Money Market (7115)	<i>p.18</i> 1,703,993	1,696,792	7,201	0.42%
Petty Cash	1,000	1,000	-	0.00%
TOTAL CASH AND CASH EQUIVALENTS	<i>p.16</i> 2,495,440	2,149,924	345,516	16.07%
OTHER SHORT-TERM INVESTMENTS				
Native American Bank (CD6M 0001)	51,304	51,197	107	0.21%
Clean Energy (6-month CD 110 - 6144)	311,276	311,276	-	0.00%
Native American Bank (CD12M 0001)	50,710	50,639	71	0.14%
Clean Energy (1-year CD 120 - 6144)	103,454	103,108	346	0.34%
TOTAL OTHER SHORT-TERM INVESTMENTS	516,744	516,220	524	0.10%
RECEIVABLES				
Receivable from Borrowers	<i>p.19</i> 346,839	234,711	112,127	47.77%
Receivable from Participants	35,000	-	35,000	0.00%
Investor Trip Receivable	3,700	3,700	-	0.00%
Receivable from Cartier	28,090	16,477	11,613	0.00%
Receivable from Miller Center Invest	18,883	1,000	17,883	0.00%
TOTAL RECEIVABLES	432,512	255,888	176,623	69.02%
OTHER CURRENT ASSETS				
Prepaid Expenses	2,000	2,000	-	0.00%
Prepayment to Investors	-	-	-	0.00%
Advances to Participants	-	3,516	(3,516)	0.00%
Bank Clearing Account	-	-	-	0.00%
TOTAL OTHER CURRENT ASSETS	2,000	5,516	(3,516)	-63.74%
LOANS - SUSPENSE ACCOUNT				
CORTEPAZ - Suspense Account	(3,398)	(3,398)	-	0.00%
Forest Wise - Suspense Account	1,482	1,482	-	0.00%
TOTAL LOANS - SUSPENSE ACCOUNT	(1,915)	(1,915)	-	0.00%
TOTAL CURRENT ASSETS	3,444,780	2,925,633	519,147	17.74%
NON-CURRENT ASSETS				
INVESTMENT IN LOANS				
Gross Loans Receivable - Long Term	<i>p.21</i> 14,569,946	14,362,826	207,120	1.44%
Loans Receivable - Invoiced	<i>p.21</i> (9,192,820)	(8,919,878)	(272,942)	3.06%
Net Loans Receivable - Long Term	<i>p.21</i> 5,377,126	5,442,948	(65,822)	-1.21%
Accrued Interest Receivable - Borrowers	<i>p.21</i> 31,164	32,360	(1,196)	-3.70%
TOTAL INVESTMENT IN LOANS	<i>p.21</i> 5,408,291	5,475,308	(67,018)	-1.22%
LOAN LOSS RESERVE				
Loan Loss Reserve	<i>p.20</i> (280,014)	(280,014)	-	0.00%
OTHER NON-CURRENT ASSETS				
Creditable Tax - ATEC	3,116	3,049	67	2.19%
Creditable Tax - Sistema	2,782	2,782	-	0.00%
Receivable from FMCN - Ilumexico	1,806	6,806	(5,000)	-73.46%
Accrued Revenue	60,688	58,792	1,897	3.23%
TOTAL OTHER NON-CURRENT ASSETS	68,393	71,429	(3,037)	-4.25%
TOTAL NON-CURRENT ASSETS	5,196,669	5,266,724	(70,055)	-1.33%
TOTAL ASSETS	\$ 8,641,449	\$ 8,192,357	\$ 449,093	5.48%

Beneficial Returns, LLC
Balance Sheets
As of December 31, 2023



	DEC	NOV	INC (DEC)	% CHANGE
LIABILITIES AND EQUITY				
LIABILITIES				
CURRENT LIABILITIES				
Payable to Participants	p.23 367,834	223,218 ▲	144,616 ▲	64.79%
Accrued Expense	-	1,517 ▼	(1,517) -	0.00%
Advances from Participants	850,000	825,000 ▲	25,000 ▲	3.03%
Advances From Alex Tee	13,105	9,200 ▲	3,905 -	0.00%
Accrued Interest Payable - Loans	p.25 2,436	3,953 ▼	(1,517) ▼	-38.37%
Advances from Borrowers	7,695	11,454 ▼	(3,758) ▼	-32.81%
Chase Credit Card (6538)	3,232	1,371 ▲	1,861 ▲	135.77%
Deferred Revenue	20,245	301 ▲	19,944 ▲	6625.76%
Good Faith Deposit	10,750	10,750 -	-	0.00%
TOTAL CURRENT LIABILITIES	1,275,298	1,086,764 ▲	188,534 ▲	17.35%
NON-CURRENT LIABILITIES				
LOANS PAYABLE - LONG TERM				
Loans Payable - Long Term	p.25 2,518,334	2,518,334 -	-	0.00%
Loans Payable Principal Paid	p.25 (1,304,172)	(1,242,438) ▲	(61,734) ▲	4.97%
NET LOANS PAYABLE PRINCIPAL BALANCE	1,214,162	1,275,896 ▼	(61,734) ▼	-4.84%
RECOVERABLE GRANT PAYABLE				
Recoverable Grants Payable - Main Fund	p.26 458,000	109,000 ▲	349,000 ▲	320.18%
Recoverable Grants Payable - Reciprocity Fund	p.26 1,704,000	1,704,000 -	-	0.00%
Recoverable Grants Payable - Truss Fund 2.0	p.26 1,312,178	1,312,178 -	-	0.00%
Recoverable Grants Payable - Miller Center Invest	p.26 699,747	696,241 ▲	3,506 ▲	0.50%
Recoverable Grants Payable - Cartier	p.26 1,538,198	1,538,198 -	-	0.00%
TOTAL RECOVERABLE GRANT PAYABLE	5,712,122	5,359,616 ▲	352,506 ▲	6.58%
OTHER NON-CURRENT LIABILITIES				
Received from Client	2,500	2,500 -	-	0.00%
TOTAL NON-CURRENT LIABILITIES	6,928,784	6,638,012 ▲	290,773 ▲	4.38%
TOTAL LIABILITIES	8,204,082	7,724,775 ▲	479,307 ▲	6.20%
EQUITY				
Owner's Investment	p.17 66,688	66,688 -	-	0.00%
Owner's Draw	p.17 (494,301)	(494,301) -	-	0.00%
Current Year Earnings (Losses)	p.9 325,768	348,002 ▼	(22,234) ▼	-6.39%
Retained Earnings	p.17 547,193	547,193 -	-	0.00%
Members Distribution	(7,980)	- ▼	(7,980) -	0.00%
TOTAL EQUITY	437,368	467,582 ▼	(30,214) ▼	-6.46%
TOTAL LIABILITIES AND EQUITY	\$ 8,641,449	\$ 8,192,357 ▲	\$ 449,093 ▲	5.48%

Beneficial Returns, LLC

Balance Sheets

As of December 31, 2023



	JAN	FEB	MAR	APR	MAY	JUN	JUL	AUG	SEP	OCT	NOV	DEC
ASSETS												
CURRENT ASSETS												
CASH AND CASH EQUIVALENTS <i>Note Sched</i>												
Operating Account (2135)	\$ 244,739	\$ 464,218	\$ 254,806	\$ 201,630	\$ 948,067	\$ 179,705	\$ 233,608	\$ 257,578	\$ 619,192	\$ 40,890	\$ 229,391	\$ 509,816
Main Fund (2911)	115,835	302,172	26,247	21,267	125,242	13,280	116,057	49,553	186,893	63,460	58,058	89,882
Reciprocity Fund Account (7740)	359,484	262,248	146,911	160,898	243,451	258,732	175,342	194,239	155,968	44,877	19,381	31,442
Truss Fund 1.0 (9302)	297,166	304,461	4,446	13,366	11,052	122,758	122,283	-	(11)	-	-	-
Truss Fund 2.0 (3856)	149,153	152,887	179,582	235,017	257,194	407,802	70,329	103,410	107,530	72,041	75,886	81,122
Cartier Women's Initiative Fund (1600)	562,512	461,498	213,270	18,397	359,788	88,534	90,814	92,873	39,431	40,895	19,393	26,576
Miller Center Innovation Fund (1633)	301,973	301,973	27,823	27,783	384,028	385,597	385,582	235,382	47,486	48,326	48,301	49,885
IntraFi Cash Service (2135)	-	-	600,464	601,032	601,689	1,713	1,715	1,717	1,718	1,718	1,722	1,724
Fidelity Government Money Market (7115)	<i>p.18</i>	-	850,418	1,507	1,507	1,850	1,850	1,227,270	1,127,270	1,989,230	1,696,792	1,703,993
Fidelity Short-Term Investments (3-month CD)	<i>a p.18</i>	-	-	649,753	649,753	1,299,841	650,093	650,093	-	500	1,000	1,000
Petty Cash	-	-	-	-	-	-	-	-	-	500	1,000	1,000
TOTAL CASH AND CASH EQUIVALENTS	<i>p.16</i>	2,030,863	2,249,458	2,303,967	1,930,650	3,581,770	2,759,812	2,507,255	2,249,068	2,285,977	2,301,940	2,495,440
OTHER SHORT-TERM INVESTMENTS												
Native American Bank (CD6M 0001)	<i>b p.18</i>	50,527	50,539	50,551	50,564	50,650	50,738	50,823	50,912	51,000	51,086	51,197
Fidelity Short-Term Investments (6-month CD)	-	-	-	199,850	199,850	199,850	199,822	199,822	199,822	199,946	-	51,304
Clean Energy (6-month CD 110 - 6144)	302,046	302,857	303,758	304,631	305,555	306,485	307,448	308,414	309,352	310,324	311,276	311,276
Native American Bank (CD12M 0001)	100,201	100,302	50,065	50,137	50,207	50,280	50,350	50,422	50,495	50,566	50,639	50,710
Clean Energy (1-year CD 120 - 6144)	100,410	100,449	100,501	100,751	101,089	101,417	101,758	102,099	102,430	102,774	103,108	103,454
TOTAL OTHER SHORT-TERM INVESTMENTS		553,185	554,148	504,874	705,934	707,351	708,575	710,200	711,669	713,224	514,750	516,220
RECEIVABLES												
Receivable from Borrowers	<i>p.19</i>	147,835	173,076	227,696	212,214	208,638	265,210	230,106	80,120	131,770	193,840	234,711
Investor Trip Receivable	-	-	-	-	-	-	-	-	-	1,850	3,700	346,839
Receivable from Cartier	34,614	42,647	51,941	60,833	-	-	-	-	-	-	16,477	28,090
Receivable from Miller Center Invest	12,394	12,394	-	-	-	-	-	-	31,000	1,000	1,000	18,883
TOTAL RECEIVABLES		194,843	228,117	279,637	353,047	208,638	265,210	290,349	115,120	197,770	196,690	432,512
OTHER CURRENT ASSETS												
Prepaid Expenses	1,120	1,078	125	995	1,953	1,911	1,000	2,000	1,000	1,000	2,000	2,000
Advances to Participants	-	-	-	-	221	-	-	-	3,516	-	3,516	-
Bank Clearing Account	-	(48,750)	(48,750)	-	-	-	-	-	-	(945)	-	-
Accrued Interest Receivable - Short-Term Investments	<i>c p.18</i>	-	-	-	-	-	10,878	7,679	7,679	4,477	-	-
TOTAL OTHER CURRENT ASSETS		1,120	(47,672)	(48,625)	4,566	5,745	16,361	12,250	13,250	12,564	3,571	5,516
LOANS - SUSPENSE ACCOUNT												
CORTEPAZ - Suspense Account	<i>d</i>	(1,213)	(6,125)	(6,125)	(6,125)	(5,769)	(5,769)	(5,769)	(4,300)	(4,300)	(4,300)	(3,398)
Forest Wise - Suspense Account	<i>e</i>	8,866	8,866	10,094	10,094	1,228	1,228	3,651	3,651	3,651	1,482	1,482
TOTAL LOANS - SUSPENSE ACCOUNT		7,652	2,741	2,741	3,969	(4,541)	(4,541)	(2,118)	(648)	(648)	(2,818)	(1,915)
TOTAL CURRENT ASSETS		2,787,663	2,986,791	3,042,594	2,998,167	4,498,964	3,745,418	3,517,937	3,088,459	3,208,887	3,014,134	2,925,633
NON-CURRENT ASSETS												
INVESTMENT IN LOANS												
Gross Loans Receivable - Long Term	<i>f p.21</i>	8,523,503	8,998,503	9,633,503	10,333,503	10,616,503	11,435,848	12,505,848	12,943,826	13,598,826	14,048,826	14,569,946
Loans Receivable - Invoiced	<i>g p.21</i>	(5,405,481)	(5,711,028)	(6,189,941)	(6,557,585)	(6,840,785)	(6,929,066)	(6,406,424)	(6,495,225)	(6,396,074)	(6,882,665)	(8,919,878)
Net Loans Receivable - Long Term	<i>p.21</i>	3,118,022	3,287,475	3,443,562	3,775,918	3,775,718	4,506,782	4,099,424	4,448,602	5,202,753	5,966,160	5,442,948
Accrued Interest Receivable - Borrowers	<i>p.21</i>	12,867	14,480	13,955	18,084	17,499	20,226	26,259	23,658	20,033	26,990	31,164
TOTAL INVESTMENT IN LOANS	<i>p.21</i>	3,130,890	3,301,955	3,457,517	3,794,022	3,793,237	4,527,008	4,125,683	4,472,259	5,222,786	5,393,150	5,475,308
LOAN LOSS RESERVE												
Loan Loss Reserve	<i>p.20</i>	(280,014)	(280,014)	(280,014)	(280,014)	(280,014)	(280,014)	(280,014)	(280,014)	(280,014)	(280,014)	(280,014)
OTHER NON-CURRENT ASSETS												
Creditable Tax - ATEC	1,971	2,112	2,245	2,372	2,491	2,602	2,707	2,804	2,893	2,975	3,049	3,116
Creditable Tax - Sistema	2,552	2,644	2,644	2,690	2,782	2,782	2,782	2,782	2,782	2,782	2,782	2,782
Receivable from FMCN - Ilumexico	6,806	6,806	6,806	6,806	6,806	6,806	6,806	6,806	6,806	6,806	6,806	1,806
Accrued Revenue	<i>h</i>	77,118	80,218	83,317	86,417	89,516	91,413	51,206	53,102	54,999	56,895	58,792
TOTAL OTHER NON-CURRENT ASSETS		88,448	91,688	95,013	98,285	101,595	103,604	63,501	65,494	67,480	69,459	71,429
TOTAL NON-CURRENT ASSETS		2,939,324	3,113,629	3,272,516	3,612,293	3,614,819	4,350,598	3,909,170	4,257,739	5,010,252	5,182,595	5,266,724
TOTAL ASSETS		\$ 5,726,987	\$ 6,100,420	\$ 6,315,110	\$ 6,610,460	\$ 8,113,782	\$ 8,096,015	\$ 7,427,107	\$ 7,346,199	\$ 8,219,139	\$ 8,196,729	\$ 8,192,357

Notes

a. The Fidelity Short-Term Investments (3-month CD) account pertains to the three securities (Northpointe Bank Grand Rapids MI CD, State Bank of India Chicago ILL CD, and TIAA FSB Jacksonville FLA) bought in April 2023 that matured and was redeemed in July 2023. In June 2023, three additional securities (California Bank of Commerce CD, Truist BK Charlotte NC CD, and Center Bank Milford Ohio CD) were bought and these matured on September 2023.

b. The Fidelity Short-Term Investments (6-month CD) account pertains to the security (Mizuho Bank USA CD) bought in April 2023 and matured on October 2023.

c. The Accrued Interest Receivable - Short-Term Investments account contains the interest income earned from short-term investments and was collected upon maturity of the securities.

d. The CORTEPAZ - Suspense Account pertains to the difference between the amount invoiced to CORTEPAZ and the cash payment received from them. CORTEPAZ' payments are based on a revenue participation agreement. The suspense account will be cleared on an annual basis. In May 2023, the balance of this account as of 2022 was cleared and the balance for 2023 will be cleared once the money is received from them. As of July 2023, CORTEPAZ' total payment is still higher than the total invoiced per record, thus the negative balance of the suspense account (liability).

e. The Forest Wise - Suspense Account pertains to the difference between the amount invoiced to Forest Wise and the cash payment received from them. The suspense account will be cleared on an annual basis. In May 2023, the balance of this account as of 2022 was cleared and the balance for 2023 will be cleared once the received payment from them. As of July 2023, the \$3,651 refers to the underpayment of Forest Wise for the amount invoiced to them (receivable).

f. The Gross Loans Receivable - Long Term account is composed of the gross amount of outstanding loans (principal) made by the organization.

g. The Loans Receivable - Invoiced account pertains to the accumulated amount of invoices (principal) as of the current month.

h. The Accrued Revenue account is comprised of the monthly recognition of 2% annual management fees income from Truss Fund 1.0 based on \$721,774 of investment committed to the organization, and Truss Fund 2.0 based on committed investment of \$1,137,899. Beginning June 2023, the organization stopped recognizing management income for Truss Fund 1.0. In July 2023, the payment for accrued revenue from Truss Fund 1.0 amounting to \$42,104 was taken from the Recoverable Grants of Truss Fund 1.0.

Beneficial Returns, LLC
Balance Sheets
As of December 31, 2023



	JAN	FEB	MAR	APR	MAY	JUN	JUL	AUG	SEP	OCT	NOV	DEC
LIABILITIES AND EQUITY												
LIABILITIES												
CURRENT LIABILITIES												
Accounts Payable			2,276	2,276	-	2,276	1,719	-	2,276	-	-	-
Payable to Participants	p.23	76,982	145,925	114,535	110,218	200,586	239,815	131,952	214,245	259,674	234,873	223,218
Accrued Expense		830	3,099	5,000	6,576	15,632	605	759	1,517	-	1,517	367,834
Advances from Participants		50,000	55,000	60,000	100,000	500,000	-	-	-	800,000	825,000	850,000
Advances From Alex Tee		-	-	-	-	-	-	-	-	-	9,200	13,105
Accrued Interest Payable - Loans	p.25	1,939	3,021	3,797	4,369	4,655	2,720	1,716	2,629	3,251	3,707	3,953
Advances from Borrowers		5,584	5,816	6,332	8,406	225	225	5,565	3,223	1,750	7,050	11,454
Chase Credit Card (6538)		1,306	6,066	1,585	3,337	3,057	1,586	904	756	2,212	1,732	1,371
Deferred Revenue		5,866	809	5,696	33,745	45,412	27,079	8,747	20,414	10,357	301	20,245
Good Faith Deposit		5,000	10,000	15,000	17,000	19,500	16,000	13,000	15,000	15,000	10,750	10,750
TOTAL CURRENT LIABILITIES		147,907	229,737	219,278	257,879	777,400	810,639	185,694	244,116	1,104,576	1,098,478	1,086,764
NON-CURRENT LIABILITIES												
LOANS PAYABLE - LONG TERM												
Loans Payable - Long Term	p.25	1,958,334	2,058,334	2,308,334	2,518,334	2,518,334	2,518,334	2,518,334	2,518,334	2,518,334	2,518,334	2,518,334
Loans Payable Principal Paid	p.25	(1,051,422)	(1,060,159)	(1,065,332)	(1,077,740)	(1,095,888)	(1,156,982)	(1,190,302)	(1,206,389)	(1,211,613)	(1,224,109)	(1,242,438)
NET LOANS PAYABLE PRINCIPAL BALANCE	p.25	906,912	998,175	1,243,002	1,440,593	1,422,446	1,361,352	1,328,032	1,311,945	1,306,721	1,294,224	1,275,896
SBA LOANS PAYABLE - LONG TERM												
Loans Payable - EIDL	i	1,000	1,000	1,000	1,000	1,000	1,000	-	-	-	-	-
RECOVERABLE GRANT PAYABLE												
Recoverable Grants Payable - Main Fund	p.26	168,750	168,750	168,750	168,750	217,500	118,750	109,000	109,000	109,000	109,000	458,000
Recoverable Grants Payable - Reciprocity Fund	p.26	1,404,000	1,504,000	1,504,000	1,504,000	1,704,000	1,704,000	1,704,000	1,704,000	1,704,000	1,704,000	1,704,000
Recoverable Grants Payable - Truss Fund 1.0	p.26	721,473	721,473	679,156	679,156	679,156	637,052	-	-	-	-	-
Recoverable Grants Payable - Truss Fund 2.0	p.26	973,649	973,649	973,649	973,649	973,649	973,649	1,311,178	1,312,178	1,312,178	1,312,178	1,312,178
Recoverable Grants Payable - Miller Center Invest	j	299,366	407,372	404,766	404,766	653,016	643,053	707,102	706,177	696,241	696,241	699,747
Recoverable Grants Payable - Cartier	k	1,029,683	1,029,683	1,029,683	1,029,683	1,538,198	1,538,198	1,538,198	1,538,198	1,538,198	1,538,198	1,538,198
TOTAL RECOVERABLE GRANT PAYABLE	p.26	4,596,921	4,804,927	4,760,003	4,760,003	5,765,518	5,656,805	5,604,951	5,369,477	5,369,552	5,359,616	5,712,122
OTHER NON-CURRENT LIABILITIES												
Received from Client	i	2,500	2,500	2,500	2,500	2,500	2,500	2,500	2,500	2,500	2,500	2,500
TOTAL NON-CURRENT LIABILITIES		5,507,333	5,806,602	6,006,505	6,204,096	7,191,464	7,021,657	6,936,483	6,683,922	6,678,773	6,656,340	6,638,012
TOTAL LIABILITIES		5,654,840	6,036,339	6,225,782	6,461,975	7,968,864	7,832,296	7,122,177	6,928,039	7,783,349	7,754,819	8,204,082
EQUITY												
Owner's Investment	p.17	66,688	66,688	66,688	66,688	66,688	66,688	66,688	66,688	66,688	66,688	66,688
Owner's Draw	p.17	(504,301)	(494,301)	(494,301)	(494,301)	(494,301)	(494,301)	(494,301)	(494,301)	(494,301)	(494,301)	(494,301)
Members Distribution	m	-	-	-	-	-	-	-	-	-	-	(7,980)
Current Year Earnings (Losses)	p.9	17,941	44	24,992	84,149	79,446	147,622	188,832	298,580	316,210	322,331	348,002
Retained Earnings	p.17	491,820	491,650	491,949	491,949	493,086	543,711	543,711	547,193	547,193	547,193	547,193
TOTAL EQUITY		72,147	64,081	89,328	148,485	144,919	263,719	304,930	418,160	435,790	441,911	467,582
TOTAL LIABILITIES AND EQUITY		\$ 5,726,987	\$ 6,100,420	\$ 6,315,110	\$ 6,610,460	\$ 8,113,782	\$ 8,096,015	\$ 7,427,107	\$ 7,346,199	\$ 8,219,139	\$ 8,196,729	\$ 8,192,357

Notes
i. The Loans Payable - EIDL account was reclassified as Grant Income in August 2023 due to Ted's confirmation that amount received last April 2020 from SBA EIDL Program was a grant and will not be repaid.
j. The Recoverable Grants Payable - Miller Center Invest account is composed of the funds of Miller Center managed by the organization.
k. The Recoverable Grants Payable - Cartier account is composed of the funds of Cartier managed by the organization.
l. The Received from Client account pertains to the fund received from Scrubbed last April 2019 that was allocated for small loans to social enterprises in the Philippines. However, the organization will discuss further how the balance in this account will be allocated.
m. The Members Distribution account pertains the Members/Owners share on profits/loss during the previous year. It is a deduction to Equity account similar to Owner's Draw.

Beneficial Returns, LLC
Balance Sheets by Category
As of December 31, 2023



	Main Fund	Reciprocity Fund	Truss Fund 1.0	Truss Fund 2.0	Cartier Fund	MC Invest Fund	Total
ASSETS							
CURRENT ASSETS							
CASH AND CASH EQUIVALENTS							
	<i>Sched</i>						
Operating Account (2135)	\$ 425,701	\$ 212,215	\$ (199,999)	\$ (53,104)	\$ 6,954	\$ 118,049	\$ 509,816
Main Fund (2911)	69,309	(26,985)	-	19,819	27,739	-	89,882
Reciprocity Fund Account (7740)	149,602	(118,161)	-	-	-	-	31,442
Truss Fund 2.0 (3856)	(5,004)	-	-	87,126	-	(1,000)	81,122
Cartier Women's Initiative Fund (1600)	323,915	-	-	-	(297,339)	-	26,576
Miller Center Innovation Fund (1633)	99,865	-	-	-	-	(49,980)	49,885
IntraFi Cash Service (2135)	1,724	-	-	-	-	-	1,724
Fidelity Government Money Market (7115)	646,526	-	200,000	400,000	250,000	207,467	1,703,993
Petty Cash	1,000	-	-	-	-	-	1,000
TOTAL CASH AND CASH EQUIVALENTS	<i>p. 16</i> 1,712,638	67,070	1	453,842	(12,646)	274,536	2,495,440
OTHER SHORT-TERM INVESTMENTS							
Native American Bank (CD6M 0001)	-	51,304	-	-	-	-	51,304
Fidelity Short-Term Investments (6-month CD)	-	-	-	-	-	-	-
Clean Energy (6-month CD 110 - 6144)	-	-	-	-	311,276	-	311,276
Native American Bank (CD12M 0001)	-	50,710	-	-	-	-	50,710
Clean Energy (1-year CD 120 - 6144)	103,454	-	-	-	-	-	103,454
TOTAL OTHER SHORT-TERM INVESTMENTS	103,454	102,014	-	-	311,276	-	516,744
RECEIVABLES							
Receivable from Borrowers	<i>p. 19</i> 71,253	191,616	-	76,608	2,362	5,000	346,839
Investor Trip Receivable	3,700	-	-	-	-	-	3,700
Receivable from Cartier	1,085	-	-	-	27,005	-	28,090
Receivable from Miller Center Invest	-	-	-	-	-	18,883	18,883
TOTAL RECEIVABLES	111,038	191,616	-	76,608	29,367	23,883	432,512
OTHER CURRENT ASSETS							
Prepaid Expenses	2,000	-	-	-	-	-	2,000
Accrued Interest Receivable - Short-Term Investments	<i>p. 18</i> 7,467	-	-	-	-	(7,467)	-
TOTAL OTHER CURRENT ASSETS	9,467	-	-	-	-	(7,467)	2,000
LOANS - SUSPENSE ACCOUNT							
CORTEPAZ - Suspense Account	-	(3,398)	-	-	-	-	(3,398)
Forest Wise - Suspense Account	-	1,482	-	-	-	-	1,482
TOTAL LOANS - SUSPENSE ACCOUNT	-	(1,915)	-	-	-	-	(1,915)
TOTAL CURRENT ASSETS	1,936,597	358,784	1	530,449	327,997	290,952	3,444,780
NON-CURRENT ASSETS							
INVESTMENT IN LOANS							
Gross Loans Receivable - Long Term	<i>p. 21</i> 7,729,123	2,573,145	760,000	1,725,000	1,319,345	463,333	14,569,946
Loans Receivable - Invoiced	<i>p. 21</i> (6,464,850)	(1,106,976)	(760,000)	(816,879)	(44,116)	0	(9,192,820)
Net Loans Receivable - Long Term	<i>p. 21</i> 1,264,273	1,466,169	-	908,121	1,275,229	463,333	5,377,126
Accrued Interest Receivable - Borrowers	<i>p. 21</i> 2,925	11,246	-	5,079	6,071	5,842	31,164
TOTAL INVESTMENT IN LOANS	<i>p. 21</i> 1,267,198	1,477,416	-	913,201	1,281,301	469,175	5,408,291
LOAN LOSS RESERVE							
Loan Loss Reserve	<i>p. 20</i> (280,014)	-	-	-	-	-	(280,014)
OTHER NON-CURRENT ASSETS							
Creditable Tax - ATEC	3,116	-	-	-	-	-	3,116
Creditable Tax - Sistema	2,782	-	-	-	-	-	2,782
Receivable from FMCN - Ilumexico	1,806	-	-	-	-	-	1,806
Accrued Revenue	-	-	-	60,688	-	-	60,688
TOTAL OTHER NON-CURRENT ASSETS	7,705	-	-	60,688	-	-	68,393
TOTAL NON-CURRENT ASSETS	994,889	1,477,416	-	973,889	1,281,301	469,175	5,196,669
TOTAL ASSETS	<i>a</i> \$ 2,931,486	\$ 1,836,200	\$ 1	\$ 1,504,338	\$ 1,609,297	\$ 760,127	\$ 8,641,449

Beneficial Returns, LLC
Balance Sheets by Category
As of December 31, 2023



	Main Fund	Reciprocity Fund	Truss Fund 1.0	Truss Fund 2.0	Cartier Fund	MC Invest Fund	Total
LIABILITIES AND EQUITY							
LIABILITIES							
CURRENT LIABILITIES							
Payable to Participants	p.23 329,485	-	-	38,349	-	-	367,834
Advances from Participants	850,000	-	-	-	-	-	850,000
Accrued Interest Payable - Loans	p.25 2,436	-	-	-	-	-	2,436
Advances From Alex Tee	13,105	-	-	-	-	-	13,105
Advances from Borrowers	6,445	-	-	-	1,250	-	7,695
Chase Credit Card (6538)	3,232	-	-	-	-	-	3,232
Deferred Revenue	245	-	-	-	-	20,000	20,245
Good Faith Deposit	5,650	5,100	-	-	-	-	10,750
TOTAL CURRENT LIABILITIES	1,210,599	5,100	-	38,349	1,250	20,000	1,275,298
NON-CURRENT LIABILITIES							
LOANS PAYABLE - LONG TERM							
Loans Payable - Long Term	p.25 2,518,334	-	-	-	-	-	2,518,334
Loans Payable Principal Paid	p.25 (1,304,172)	-	-	-	-	-	(1,304,172)
NET LOANS PAYABLE PRINCIPAL BALANCE	p.25 1,214,162	-	-	-	-	-	1,214,162
RECOVERABLE GRANT PAYABLE							
Recoverable Grants Payable - Main Fund	p.26 458,000	-	-	-	-	-	458,000
Recoverable Grants Payable - Reciprocity Fund	p.26 -	1,704,000	-	-	-	-	1,704,000
Recoverable Grants Payable - Truss Fund 2.0	p.26 -	-	-	1,312,178	-	-	1,312,178
Recoverable Grants Payable - Miller Center Invest	p.26 -	-	-	-	-	699,747	699,747
Recoverable Grants Payable - Cartier	p.26 -	-	-	-	1,538,198	-	1,538,198
TOTAL RECOVERABLE GRANT PAYABLE	p.26 458,000	1,704,000	-	1,312,178	1,538,198	699,747	5,712,122
OTHER NON-CURRENT LIABILITIES							
Received from Client	2,500	-	-	-	-	-	2,500
TOTAL NON-CURRENT LIABILITIES	1,674,662	1,704,000	-	1,312,178	1,538,198	699,747	6,928,784
TOTAL LIABILITIES	2,885,261	1,709,100	-	1,350,526	1,539,448	719,747	8,204,082
EQUITY							
Owner's Investment	p.17 66,688	-	-	-	-	-	66,688
Owner's Draw	p.17 (494,301)	-	-	-	-	-	(494,301)
Current Year Earnings (Losses)	p.9 122,046	83,453	(39,327)	79,932	44,284	35,380	325,768
Retained Earnings	p.17 359,773	43,647	39,328	73,879	25,566	5,000	547,193
Members Distribution	(7,980)	-	-	-	-	-	(7,980)
TOTAL EQUITY	46,225	127,100	1	153,811	69,850	40,380	437,368
TOTAL LIABILITIES AND EQUITY	\$ 2,931,486	\$ 1,836,200	\$ 1	\$ 1,504,338	\$ 1,609,297	\$ 760,127	\$ 8,641,449

Beneficial Returns, LLC

Cash Tracking

As of December 31, 2023



	Ref	Main Fund	Reciprocity Fund	Truss Fund 1.0	Truss Fund 2.0	Cartier Fund	MC Invest Fund	Total
Cash Available for Lending								
Loans Payable - Long Term	p.7	\$ 2,518,334	\$ -	\$ -	\$ -	\$ -	\$ -	\$ 2,518,334
Loans Payable Principal Paid	p.7	(1,304,172)	-	-	-	-	-	(1,304,172)
Net Loans Payable Principal Balance	p.7	1,214,162	-	-	-	-	-	1,214,162
OTHER SHORT-TERM INVESTMENTS								
Native American Bank (CD6M 0001)		-	51,304	-	-	-	-	51,304
Fidelity Short-Term Investments (6-month CD)		-	-	-	-	-	-	-
Clean Energy (6-month CD 110 - 6144)		-	-	-	-	311,276	-	311,276
Native American Bank (CD12M 0001)		-	50,710	-	-	-	-	50,710
Clean Energy (1-year CD 120 - 6144)		103,454	-	-	-	-	-	103,454
RECOVERABLE GRANT PAYABLE								
Recoverable Grants Payable - Main Fund	p.7	458,000	-	-	-	-	-	458,000
Recoverable Grants Payable - Reciprocity Fund	p.7	-	1,704,000	-	-	-	-	1,704,000
Recoverable Grants Payable - Truss Fund 2.0	p.7	-	-	-	1,312,178	-	-	1,312,178
Recoverable Grants Payable - Miller Center Invest	p.7	-	-	-	-	-	699,747	699,747
Recoverable Grants Payable - Cartier	p.7	-	-	-	-	1,538,198	-	1,538,198
Total Cash Invested for Lending		1,775,616	1,806,014	-	1,312,178	1,849,474	699,747	7,443,028
Less: Net Loans Receivable - Long Term	p.6	(1,264,273)	(1,466,169)	-	(908,121)	(1,275,229)	(463,333)	(5,377,126)
Less: Principal Portion of Receivable from Borrowers	p.19	4,786	167,276	-	71,690	-	-	243,752
Total Cash Available for Lending		516,129	507,120	-	475,747	574,244	236,414	2,309,654
Cash to Loan Loss Reserve								
Loan Loss Reserve	p.6	280,014	-	-	-	-	-	280,014
Loan Loss Reserve from Grant Contribution		-	-	-	-	-	-	-
Total Cash to Loan Loss Reserve		280,014	-	-	-	-	-	280,014
Cash to Pay Participants								
Payable to Participants	p.23	329,485	-	-	38,349	-	-	367,834
Total Cash to Pay Participants		329,485	-	-	38,349	-	-	367,834
Cash Available for Operations								
Retained Earnings		587,011	(440,051)	1	(60,254)	(586,890)	38,122	(462,061)
Total Cash Available for Operations		587,011	(440,051)	1	(60,254)	(586,890)	38,122	(462,061)
Total Cash and Cash Equivalents		\$ 1,712,638	\$ 67,070	\$ 1	\$ 453,842	\$ (12,646)	\$ 274,536	\$ 2,495,440

Beneficial Returns, LLC
Income Statements
For the YTD ended December 31, 2023



Beneficial Returns

	JAN	FEB	MAR	APR	MAY	JUN	JUL	AUG	SEP	OCT	NOV	DEC	TOTAL
REVENUE													
Interest Income	\$ 20,024	\$ 19,553	\$ 19,538	\$ 19,366	\$ 21,840	\$ 25,475	\$ 25,656	\$ 27,216	\$ 28,972	\$ 31,904	\$ 35,434	\$ 19,445	\$ 294,422
Fund Management Income	16,253	16,029	16,256	16,361	16,138	20,173	20,173	20,173	20,173	11,897	28,075	20,174	221,874
Loan Fee Income	530	3,050	6,400	5,050	2,380	5,550	20,750	4,133	7,284	1,800	1,690	4,040	62,657
Foundation Consulting Revenue	1,500	1,500	1,500	1,500	1,500	1,500	1,500	1,500	1,500	1,500	1,500	1,500	18,000
Documentation Fee Income	6	306	1,356	706	556	756	1,401	1,451	3,891	451	951	891	12,728
Participation Fee Income	-	419	1,674	-	(1,256)	-	-	-	-	-	-	-	837
Unused Line Fee Income	-	-	-	-	-	-	-	-	-	-	834	758	1,593
TOTAL REVENUE	38,313	40,857	46,724	42,983	41,159	53,454	69,480	54,473	61,820	47,552	68,485	46,808	612,110
DIRECT COST													
Interest Expense	1,430	1,378	1,370	1,361	1,363	1,333	1,227	1,172	1,165	1,157	1,142	1,112	15,210
Documentation Expense	-	85	15	-	-	65	60	210	2,811	104	2,940	-	6,290
TOTAL DIRECT COST	1,430	1,463	1,385	1,361	1,363	1,398	1,287	1,382	3,976	1,261	4,082	1,112	21,500
GROSS PROFIT	36,884	39,394	45,340	41,622	39,796	52,056	68,194	53,091	57,844	46,291	64,403	45,696	590,610
OPERATING EXPENSES													
Member Compensation	-	30,000	15,000	15,000	22,500	22,500	22,500	22,500	22,500	22,500	7,500	22,500	225,000
Salaries and Wages	17,190	6,790	12,190	12,340	13,640	16,140	16,140	17,215	20,140	18,840	18,840	32,800	202,265
Accounting and Tax Services	1,310	2,830	2,795	2,715	2,757	2,733	2,630	2,718	2,553	2,583	2,613	2,463	30,697
Travel	965	12,555	(5,299)	2,795	(276)	477	67	-	665	1,384	846	604	14,783
Bank Charges and Fees	852	682	601	814	1,029	877	846	846	1,038	790	1,168	1,902	11,276
Insurance	830	830	616	958	616	1,043	759	759	759	759	759	759	9,444
Legal and Professional Services	-	-	1,475	-	1,000	-	1,650	1,729	-	-	-	-	5,854
Office Expenses	124	633	1,505	702	454	211	174	572	730	2,837	1,522	38	9,501
Contractors	62	1,625	-	2,160	-	-	-	-	300	-	140	-	4,286
Advertising and Marketing	-	965	61	1,230	400	443	788	158	98	-	22	568	4,734
General Administrative Expenses	500	-	500	1,250	-	-	-	225	-	-	-	-	2,475
Conference Fees	-	125	-	525	-	-	-	96	825	50	-	1,585	3,206
Meals	-	114	216	750	146	-	164	-	143	24	276	161	2,276
Telephone and Internet Expense	159	159	159	159	162	165	149	160	156	149	152	1,124	2,854
Dues and Subscriptions	247	56	86	69	99	182	80	145	152	132	116	433	1,799
Gifts	-	253	79	-	49	-	-	-	600	-	43	-	1,024
Retreat Expenses	-	-	-	-	963	-	-	-	-	-	-	-	963
Investor Trip Expense	-	-	-	-	-	-	-	-	-	-	-	-	-
Staff Benefits	42	42	542	42	42	42	-	-	935	2,013	48	3,056	6,051
Charitable Contributions	-	-	-	105	500	-	-	-	-	-	-	77	682
Software	10	10	10	10	10	10	422	10	58	10	10	-	570
Taxes and Licenses	-	-	-	-	275	-	-	-	-	-	-	-	275
TOTAL OPERATING EXPENSES	22,289	57,669	30,536	41,625	44,366	44,986	46,036	47,276	51,532	52,321	49,016	90,785	578,437
OPERATING INCOME	14,594	(18,275)	14,803	(3)	(4,570)	7,070	22,158	5,815	6,312	(6,030)	15,387	(45,089)	12,173
OTHER INCOME AND EXPENSES													
Grant Income	-	-	-	50,000	-	48,750	9,750	97,500	-	-	-	2,500	208,500
Income Collected from Other Funds	-	-	-	-	112,356	14,955	7,144	50,487	24,829	13,376	6,688	-	229,835
Interest Earned from the Banks	951	962	1,911	2,867	2,074	12,664	7,843	4,263	11,276	8,957	9,034	7,727	70,529
Gain on Sale of Loan Proceeds	1,954	-	7,097	6,059	2,464	-	840	3,410	-	3,140	2,172	12,550	39,685
Other Income	-	312	-	-	-	-	-	-	-	-	10	-	322
Realized Gains (Losses) on Foreign Exchange	-	-	-	-	221	-	-	-	-	-	-	-	221
Loss from Receivables Write-Off	-	-	-	-	-	-	-	(1,240)	-	-	-	-	(1,240)
Suspense	-	-	-	-	-	(201)	201	-	10	-	(1,231)	-	(1,221)
Unrealized Gains (Losses) on Foreign Exchange	442	(896)	1,137	630	(4,891)	-	-	-	-	-	298	78	(3,202)
Income Sweep to Main Fund	-	-	-	-	(112,356)	(14,955)	(7,144)	(50,487)	(24,829)	(13,376)	(6,688)	-	(229,835)
TOTAL OTHER INCOME AND EXPENSES	3,346	378	10,145	59,159	(133)	61,106	19,053	103,932	11,318	12,151	10,284	22,855	313,594
NET INCOME (LOSS)	\$ 17,941	\$ (17,896)	\$ 24,948	\$ 59,157	\$ (4,703)	\$ 68,176	\$ 41,210	\$ 109,748	\$ 17,630	\$ 6,121	\$ 25,671	\$ (22,234)	\$ 325,767

a. The Unused Line Fee Income account is related to the BR Gain on Participation from Someone Somewhere 2 Loan. This kind of loan is a revolving line of credit that is why there is a need to recognize gain on sale every month.

b. The Member Compensation account pertains to the new classification of the Consulting Fees of Alex Tee and Owner's Draw of Ted Vinson starting January 2023.

c. The Retreat Expenses contains the food expenses incurred during the retreat of the organization in May 2023.

d. The Investor Trip Expense account pertains to expenses related to an annual investor forum/meeting outside of the country. This year it will be held in Thailand, expenses related are airplane ticket fees.

e. The Grant Income pertains to the straight grants that are not going to be repaid. The grant received last February 2023 from Jack Carsten amounting to \$50,000 with pending clarification from February to April was recognized as grant income in May 2023. The grant received last May 2023 from PagerDuty.org Fund amounting to \$48,750 was initially recognized as Recoverable Grant Payable and was reclassified as Grant Income in June 2023. In July 2023, additional grant income was recognized from Dunn Family Charitable Foundation that was received last January 2023 which was initially booked as a Recoverable Grant Payable.

f. The Other Income account contains the refund received in February 2023 from the NY Times for the organization's subscriptions.

g. The Realized Gains (Losses) on Foreign Exchange pertains to the realized gains/losses due to the collection of receivables from Cartier.

h. The Suspense Account refers to disbursements that were already cleared in the bank but pending classification from BR. These will be reclassified to the proper accounts once the nature of the transaction is provided. As of September 2023 reporting, there is an amount of \$9.99 that has been recorded, and will be moved to proper account once classified.

i. The Unrealized Gains (Losses) on Fair Value change of Short-term investments account contains the unrealized gains/losses due to increase/decrease of the fair value of Fidelity Short-Term Investments.

j. The Loss from Receivables Write-Off account contains the uncollected accrued interest income written-off from Truss Fund 1 loans due to closing of the Truss Fund 1 account.

k. The Unrealized Gains (Losses) on Foreign Exchange account contains the unrealized gains/losses due to the subsequent measurement of the Receivable from Cartier account every end of the month (by using exchange rate at the end of each reporting date).

Beneficial Returns, LLC
Income Statements - The Main Fund
 For the YTD ended December 31, 2023



	JAN	FEB	MAR	APR	MAY	JUN	JUL	AUG	SEP	OCT	NOV	DEC	TOTAL
REVENUE													
Interest Income	\$ 8,779	\$ 8,509	\$ 7,644	\$ 5,363	\$ 7,321	\$ 9,329	\$ 8,254	\$ 9,833	\$ 11,673	\$ 9,690	\$ 12,627	\$ 10,458	\$ 109,480
Loan Fee Income	50	50	3,050	5,050	50	5,550	19,550	3,050	2,550	50	1,250	2,930	43,180
Foundation Consulting Revenue	1,500	1,500	1,500	1,500	1,500	1,500	1,500	1,500	1,500	1,500	1,500	1,500	18,000
Documentation Fee Income	6	6	1,256	706	6	756	956	1,006	2,756	6	6	301	7,773
Participation Fee Income	-	419	1,674	-	(1,256)	-	-	-	-	-	-	-	837
Unused Line Fee Income	-	-	-	-	-	-	-	-	-	-	834	758	1,593
TOTAL NET REVENUE	10,336	10,484	15,125	12,619	7,622	17,135	30,260	15,389	18,479	11,247	16,217	15,948	180,862
DIRECT COST													
Interest Expense	1,430	1,378	1,370	1,361	1,363	1,333	1,227	1,172	1,165	1,157	1,142	1,112	15,210
Documentation Expense	-	85	15	-	-	65	60	210	2,811	104	2,940	-	6,290
TOTAL DIRECT COST	1,430	1,463	1,385	1,361	1,363	1,398	1,287	1,382	3,976	1,261	4,082	1,112	21,500
GROSS PROFIT	8,906	9,021	13,740	11,258	6,258	15,737	28,973	14,007	14,503	9,986	12,135	14,836	159,362
OPERATING EXPENSES													
Member Compensation	-	30,000	15,000	15,000	22,500	22,500	22,500	22,500	22,500	22,500	7,500	22,500	225,000
Salaries and Wages	17,190	6,790	12,190	12,340	13,640	16,140	16,140	17,215	20,140	18,840	18,840	30,800	200,265
Staff Benefits	42	42	542	42	42	42	-	-	-	-	15,000	22,673	38,423
Accounting and Tax Services	1,310	2,830	2,795	2,715	2,757	2,733	2,630	2,718	2,553	2,583	2,613	2,463	30,697
Travel	965	12,555	(5,299)	2,795	(276)	477	67	-	665	1,384	846	604	14,783
Office Expenses	124	633	1,505	702	454	211	174	572	730	2,837	1,522	38	9,501
Insurance	830	830	616	958	616	1,043	759	759	759	759	759	759	9,444
Bank Charges and Fees	471	538	351	558	869	636	407	791	852	470	893	1,565	8,400
Legal and Professional Services	-	-	1,475	-	1,000	-	1,650	1,729	-	-	-	-	5,854
Investor Trip Expense	-	-	-	-	-	-	-	-	-	-	-	-	-
Advertising and Marketing	-	965	61	1,230	400	443	788	158	98	-	22	568	4,734
Contractors	62	1,625	-	2,160	-	-	-	-	300	-	140	-	4,286
Conference Fees	-	125	-	525	-	-	-	96	825	50	-	1,585	3,206
Telephone and Internet Expense	159	159	159	159	162	165	149	160	156	149	152	1,124	2,854
General Administrative Expenses	500	-	500	1,250	-	-	-	225	-	-	-	-	2,475
Meals	-	114	216	750	146	164	-	143	24	276	161	282	2,276
Dues and Subscriptions	247	56	86	69	99	182	80	145	152	132	116	433	1,799
Gifts	-	253	79	-	49	-	-	-	600	-	43	-	1,024
Retreat Expenses	-	-	-	-	963	-	-	-	-	-	-	-	963
Charitable Contributions	-	-	-	105	500	-	-	-	-	-	77	-	682
Software	10	10	10	10	10	10	422	10	58	10	10	-	570
Taxes and Licenses	-	-	-	-	275	-	-	-	-	-	-	-	275
TOTAL OPERATING EXPENSES	21,908	57,525	30,286	41,369	44,206	44,746	45,766	47,221	51,346	52,001	48,740	88,128	573,241
OPERATING INCOME	(13,002)	(48,503)	(16,546)	(30,111)	(37,947)	(29,009)	(16,793)	(33,214)	(36,842)	(42,015)	(36,605)	(73,292)	(413,879)
OTHER INCOME AND EXPENSES													
Income Collected from Other Funds	-	-	-	-	112,356	14,955	7,144	50,487	24,829	13,376	6,688	-	229,835
Grant Income	-	-	-	50,000	-	48,750	9,750	97,500	-	-	-	2,500	208,500
Interest Earned from the Banks	43	39	935	1,907	995	11,574	6,725	3,136	10,177	7,828	7,898	7,549	58,804
Gain on Sale of Loan Proceeds	1,954	-	7,097	6,059	2,464	-	840	3,410	-	3,140	2,172	12,550	39,685
Other Income	-	312	-	-	-	-	-	-	-	-	10	-	322
Suspense	-	-	-	-	-	(201)	201	-	10	-	(1,231)	-	(1,221)
TOTAL OTHER INCOME AND EXPENSES	1,997	350	8,031	57,842	115,814	75,108	24,815	154,532	34,955	24,344	15,538	22,599	535,925
NET INCOME (LOSS)	\$ (11,006)	\$ (48,153)	\$ (8,514)	\$ 27,731	\$ 77,866	\$ 46,099	\$ 8,022	\$ 121,318	\$ (1,887)	\$ (17,671)	\$ (21,067)	\$ (50,693)	\$ 122,046

Sched

p.27

Beneficial Returns, LLC
Income Statements - The Reciprocity Fund



For the YTD ended December 31, 2023

	JAN	FEB	MAR	APR	MAY	JUN	JUL	AUG	SEP	OCT	NOV	DEC	TOTAL
REVENUE													
Interest Income <i>Sched p.28</i>	\$ 5,673	\$ 5,303	\$ 7,183	\$ 8,441	\$ 8,327	\$ 8,843	\$ 8,794	\$ 9,299	\$ 8,476	\$ 9,500	\$ 9,177	\$ 9,153	\$ 98,169
Loan Fee Income	480	3,000	2,600	-	830	-	1,200	100	734	1,000	440	1,110	11,494
Documentation Fee Income	-	300	-	-	300	-	445	295	295	295	-	590	2,520
TOTAL REVENUE	6,153	8,603	9,783	8,441	9,457	8,843	10,439	9,694	9,505	10,795	9,617	10,853	112,183
OPERATING EXPENSES													
Salaries and Wages	-	-	-	-	-	-	-	-	-	-	-	2,000	2,000
Bank Charges and Fees	180	85	195	180	45	170	75	140	115	140	140	179	1,644
Investor Trip Expense	-	-	-	-	-	-	-	-	-	-	-	320	320
TOTAL OPERATING EXPENSES	180	85	195	180	45	170	75	140	115	140	140	2,499	3,964
OPERATING INCOME	5,973	8,518	9,588	8,261	9,412	8,673	10,364	9,554	9,390	10,655	9,477	8,354	108,219
OTHER INCOME AND EXPENSES													
Interest Earned from the Banks <i>p.27</i>	13	113	76	86	155	161	156	161	161	156	184	178	1,601
Income Sweep to Main Fund	-	-	-	-	(26,367)	-	-	-	-	-	-	-	(26,367)
TOTAL OTHER INCOME AND EXPENSES	13	113	76	86	(26,211)	161	156	161	161	156	184	178	(24,766)
NET INCOME (LOSS)	\$ 5,986	\$ 8,631	\$ 9,665	\$ 8,347	\$ (16,799)	\$ 8,834	\$ 10,519	\$ 9,716	\$ 9,552	\$ 10,811	\$ 9,661	\$ 8,532	\$ 83,453

Beneficial Returns, LLC
Income Statements - The Truss Fund 1.0



Beneficial Returns

For the YTD ended December 31, 2023

	JAN	FEB	MAR	APR	MAY	JUN	JUL	AUG	SEP	OCT	NOV	DEC	TOTAL
REVENUE													
<i>Sched</i> Fund Management Income	\$ 1,203	\$ 1,203	\$ 1,203	\$ 1,203	\$ 1,203	\$ -	\$ -	\$ -	\$ -	\$ -	\$ -	\$ -	\$ 6,015
<i>p.30</i> Interest Income	88	42	42	-	-	-	-	-	-	-	-	-	172
TOTAL REVENUE	1,291	1,245	1,245	1,203	1,203	-	-	-	-	-	-	-	6,187
OTHER INCOME AND EXPENSES													
Loss from Receivables Write-Off	-	-	-	-	-	-	-	(1,240)	-	-	-	-	(1,240)
Income Sweep to Main Fund	-	-	-	-	-	-	(465)	(43,808)	-	-	-	-	(44,273)
TOTAL OTHER INCOME AND EXPENSES	-	-	-	(150)	-	(194)	(299)	(45,048)	124	54	-	-	(45,513)
NET INCOME (LOSS)	\$ 1,261	\$ 1,215	\$ 1,230	\$ 1,053	\$ 1,178	\$ (219)	\$ (309)	\$ (44,913)	\$ 114	\$ 65	\$ -	\$ -	\$ (39,327)

Beneficial Returns, LLC
Income Statements - The Truss Fund 2.0



For the YTD ended December 31, 2023

	JAN	FEB	MAR	APR	MAY	JUN	JUL	AUG	SEP	OCT	NOV	DEC	TOTAL
REVENUE													
Interest Income	\$ 4,796	\$ 4,595	\$ 3,033	\$ 3,947	\$ 3,744	\$ 3,744	\$ 4,365	\$ 3,839	\$ 3,749	\$ 5,210	\$ 5,002	\$ 6,398	\$ 52,421
Fund Management Income	1,897	1,897	1,897	1,897	1,897	1,897	1,897	1,897	1,897	1,897	1,897	1,897	22,758
Loan Fee Income	-	-	-	-	1,500	-	-	-	2,000	750	-	-	4,250
Documentation Fee Income	-	-	-	-	250	-	-	-	295	150	-	-	695
TOTAL REVENUE	6,692	6,492	4,929	5,843	7,390	5,640	6,261	5,736	7,941	8,007	6,898	8,294	80,124
OPERATING EXPENSES													
Bank Charges and Fees	10	15	1	6	15	6	-	25	51	20	31	14	193
TOTAL OPERATING EXPENSES	10	15	1	6	15	6	-	25	51	20	31	14	193
OPERATING INCOME	6,682	6,477	4,929	5,838	7,375	5,635	6,261	5,711	7,890	7,986	6,868	8,281	79,932
NET INCOME (LOSS)	\$ 6,682	\$ 6,477	\$ 4,929	\$ 5,838	\$ 7,375	\$ 5,635	\$ 6,261	\$ 5,711	\$ 7,890	\$ 7,986	\$ 6,868	\$ 8,281	\$ 79,932

Sched
p.31

Beneficial Returns, LLC
Income Statements - The Cartier Fund
 For the YTD ended December 31, 2023



	JAN	FEB	MAR	APR	MAY	JUN	JUL	AUG	SEP	OCT	NOV	DEC	TOTAL
REVENUE													
Fund Management Income	\$ 8,153	\$ 7,929	\$ 8,157	\$ 8,262	\$ 8,039	\$ 8,276	\$ 8,276	\$ 8,276	\$ 8,276	\$ -	\$ 16,179	\$ 8,277	\$ 98,101
Interest Income	688	1,104	1,104	1,084	1,917	3,028	3,713	3,713	3,805	3,781	4,906	5,337	34,180
TOTAL REVENUE	8,841	9,034	9,261	9,346	9,956	11,304	11,989	11,989	12,081	3,781	21,085	13,615	132,281
OPERATING EXPENSES													
Bank Charges and Fees	161	14	40	30	65	40	170	25	10	65	80	135	835
TOTAL OPERATING EXPENSES	161	14	40	30	65	40	170	25	10	65	80	135	835
OPERATING INCOME	8,680	9,020	9,221	9,315	9,891	11,264	11,819	11,964	12,071	3,716	21,005	13,480	131,446
OTHER INCOME AND EXPENSES													
Interest Earned from the Banks	895	811	900	874	924	929	963	966	938	972	952	-	10,125
Realized Gains (Losses) on Foreign Exchange	-	-	-	-	221	-	-	-	-	-	-	-	221
Unrealized Gains (Losses) on Foreign Exchange	442	(896)	1,137	630	(4,891)	-	-	-	-	-	298	78	(3,202)
Income Sweep to Main Fund	-	-	-	-	(61,202)	(8,276)	-	-	(24,829)	-	-	-	(94,307)
TOTAL OTHER INCOME AND EXPENSES	1,337	(85)	2,037	1,382	(64,948)	(7,267)	1,006	966	(23,891)	972	1,250	78	(87,163)
NET INCOME (LOSS)	\$ 10,017	\$ 8,935	\$ 11,258	\$ 10,697	\$ (55,057)	\$ 3,997	\$ 12,825	\$ 12,930	\$ (11,820)	\$ 4,688	\$ 22,255	\$ 13,557	\$ 44,284

Beneficial Returns, LLC
Income Statements - The MC Invest Fund



Beneficial Returns

For the YTD ended December 31, 2023

	JAN	FEB	MAR	APR	MAY	JUN	JUL	AUG	SEP	OCT	NOV	DEC	TOTAL
REVENUE													
<i>Sched</i> Fund Management Income	\$ 5,000	\$ 5,000	\$ 5,000	\$ 5,000	\$ 5,000	\$ 10,000	\$ 10,000	\$ 10,000	\$ 10,000	\$ 10,000	\$ 10,000	\$ 10,000	\$ 95,000
<i>p.33</i> Interest Income	-	-	531	531	531	531	531	531	1,269	3,722	3,722	(11,901)	-
Loan Fee Income	-	-	750	-	-	-	-	983	2,000	-	-	-	3,733
Documentation Fee Income	-	-	100	-	-	-	-	150	545	-	945	-	1,740
TOTAL REVENUE	5,000	5,000	6,381	5,531	5,531	10,531	10,531	11,665	13,814	13,722	14,667	(1,901)	100,473
OPERATING EXPENSES													
Bank Charges and Fees	-	-	-	40	10	-	15	-	-	105	25	10	205
TOTAL OPERATING EXPENSES	-	-	-	40	10	-	15	-	-	105	25	10	205
OPERATING INCOME	5,000	5,000	6,381	5,491	5,521	10,531	10,516	11,665	13,814	13,617	14,642	(1,911)	100,268
OTHER INCOME AND EXPENSES													
Unrealized Gains (Losses) on Fair Value change of Short-term investments	-	-	-	-	-	(22)	54	-	(32)	-	-	-	-
Income Sweep to Main Fund	-	-	-	-	(24,788)	(6,679)	(6,679)	(6,679)	-	(13,376)	(6,688)	-	(64,889)
TOTAL OTHER INCOME AND EXPENSES	-	-	-	-	(24,788)	(6,701)	(6,625)	(6,679)	(32)	(13,376)	(6,688)	-	(64,889)
NET INCOME (LOSS)	\$ 5,000	\$ 5,000	\$ 6,381	\$ 5,491	\$ (19,266)	\$ 3,830	\$ 3,891	\$ 4,986	\$ 13,782	\$ 241	\$ 7,954	\$ (1,911)	\$ 35,380

Beneficial Returns, LLC
Cash Flow Statements
For the YTD ended December 31, 2023



	JAN	FEB	MAR	APR	MAY	JUN	JUL	AUG	SEP	OCT	NOV	DEC	TOTAL
Cash flows from operating activities													
Net Income (Loss)	\$ 17,941	\$ (17,896)	\$ 24,948	\$ 59,157	\$ (4,703)	\$ 68,176	\$ 41,210	\$ 109,748	\$ 17,630	\$ 6,121	\$ 25,671	\$ (22,234)	325,767
Adjustments for:													
Other Short-term investments	(951)	(962)	49,273	(201,060)	(1,417)	(1,224)	(1,625)	(1,469)	(1,555)	198,474	1,470	(524)	38,430
Receivable from Borrowers	33,296	(25,241)	(54,620)	15,482	3,577	(56,572)	35,103	149,986	(51,650)	(62,070)	(40,871)	(112,127)	(165,707)
Receivable from Participants	20,000	-	-	(80,000)	80,000	-	(60,242)	25,242	-	35,000	-	(35,000)	(15,000)
Investor Trip Receivable	-	-	-	-	-	-	-	-	-	(1,850)	(1,850)	-	(3,700)
Receivable from Cartier	(10,595)	(8,034)	(9,293)	(8,892)	60,833	-	-	-	-	-	-	-	12,405
Receivable from Miller Center Invest	(7,394)	-	12,394	-	-	-	-	-	(31,000)	30,000	-	(17,883)	(13,883)
Prepaid Expenses	2,042	42	953	(870)	(958)	42	911	(1,000)	1,000	-	(1,000)	-	1,161
Bank Clearing Account	45,000	48,750	-	(48,750)	-	-	-	-	-	945	(960)	-	44,985
CORTEPAZ - Suspense Account	-	4,911	-	-	(356)	-	-	(1,469)	-	-	(902)	-	2,184
Forest Wise - Suspense Account	(2,479)	-	-	(1,228)	8,866	-	(2,423)	-	-	2,169	-	-	4,905
Net Loans Receivable - Long Term	80,862	(169,453)	(156,087)	(332,376)	200	(731,043)	407,357	(349,177)	(754,151)	(163,408)	(76,788)	65,822	(2,178,242)
Accrued Interest Receivable - Borrowers	396	(1,612)	525	(4,129)	585	(2,728)	(6,032)	2,601	3,624	(6,957)	(5,370)	1,196	(17,901)
Advances From Alex Tee	-	-	-	-	-	-	-	-	-	-	(9,200)	3,905	(5,295)
Net cash flows from operating activities	178,118	(169,495)	(131,907)	(606,238)	146,405	(734,007)	417,459	(65,538)	(816,416)	46,472	(109,801)	(124,942)	(1,969,890)
Cash flows from investing activities													
Creditable Tax - ATEC	(148)	(141)	(134)	(126)	(119)	(112)	(104)	(97)	(89)	(82)	(74)	(67)	(1,293)
Creditable Tax - Sistema	-	-	(92)	(46)	(92)	-	-	-	-	-	-	-	(230)
Receivable from FMCN - Ilumexico	-	-	-	-	-	-	-	-	-	-	-	-	5,000
Accrued Revenue	(3,099)	(3,099)	(3,099)	(3,099)	(3,099)	(1,897)	40,207	(1,897)	(1,897)	(1,897)	(1,897)	(1,897)	13,331
Accounts Payable	(2,096)	-	2,276	-	(2,276)	2,276	(557)	(1,719)	2,276	(2,276)	-	-	(2,096)
Payable to Participants	2,197	68,943	(31,390)	(4,317)	90,368	39,229	(107,863)	82,292	45,430	(24,802)	(11,655)	144,616	293,048
Accrued Expense	830	2,270	1,901	1,576	9,056	(15,027)	154	759	(1,517)	759	759	(1,517)	-
Advances from Participants	(50,000)	5,000	5,000	40,000	400,000	-	(500,000)	-	800,000	25,000	-	25,000	750,000
Accrued Interest Payable - Loans	(1,127)	1,082	776	572	285	(1,934)	(1,005)	913	622	456	246	(1,517)	6,530
Advances from Borrowers	5,420	232	516	2,074	(8,181)	-	5,340	(2,343)	(1,473)	5,300	4,403	(3,758)	7,532
Chase Credit Card (6538)	70	4,760	(4,481)	1,752	(280)	(1,471)	(682)	(148)	1,455	(480)	(361)	1,861	1,996
Deferred Revenue	4,944	(5,056)	9,944	(5,056)	28,049	11,667	(18,333)	(18,333)	11,667	(10,056)	(10,056)	19,944	19,322
Good Faith Deposit	-	5,000	5,000	2,000	2,500	(1,500)	(2,000)	(3,000)	2,000	-	(4,250)	-	5,750
Net cash flows from investing activities	(43,010)	78,990	(13,784)	35,329	516,210	31,231	(584,843)	56,429	858,474	(8,076)	(22,885)	187,665	1,091,731
Cash flows from financing activities													
Loans Payable - Long Term	-	100,000	250,000	210,000	-	-	-	-	-	-	-	-	560,000
Loans Payable Principal Paid	(32,994)	(8,737)	(5,174)	(12,408)	(18,147)	(61,095)	(33,320)	(16,086)	(5,224)	(12,497)	(18,329)	(61,734)	(285,744)
Loans Payable - EIDL	-	-	-	-	-	-	-	(1,000)	-	-	-	-	(1,000)
Recoverable Grants Payable - Main Fund	19,250	-	-	-	48,750	(98,750)	(9,750)	-	-	-	-	349,000	308,500
Recoverable Grants Payable - Reciprocity Fund	-	100,000	-	-	200,000	-	-	-	-	-	-	-	300,000
Recoverable Grants Payable - Truss Fund 1.0	-	-	(42,317)	-	-	-	(42,104)	(637,052)	-	-	-	-	(721,473)
Recoverable Grants Payable - Truss Fund 2.0	-	-	-	-	-	-	-	337,529	1,000	-	-	-	338,529
Recoverable Grants Payable - Miller Center Invest	(2,606)	108,006	(2,606)	-	248,250	(9,963)	-	64,049	(925)	(9,936)	-	3,506	397,775
Recoverable Grants Payable - Cartier	-	-	-	-	508,515	-	-	-	-	-	-	-	508,515
Loans Payable - Xenia	-	-	-	-	-	-	-	-	-	-	(1,000)	-	(1,000)
Retained Earnings	(4,496)	(169)	299	-	1,137	50,625	-	3,483	-	-	-	-	50,878
Members Distribution	-	-	-	-	-	-	-	-	-	-	-	(7,980)	(7,980)
Net cash flows from financing activities	(30,846)	309,099	200,201	197,592	988,505	(119,183)	(85,173)	(249,078)	(5,149)	(22,433)	(19,329)	282,793	1,446,999
Net cash flows during the period	104,262	218,595	54,510	(373,317)	1,651,120	(821,958)	(252,557)	(258,187)	36,909	15,963	(152,015)	345,516	568,839
Cash at the beginning of the period	1,926,601	2,030,863	2,249,458	2,303,967	1,930,650	3,581,770	2,759,812	2,507,255	2,249,068	2,285,977	2,301,940	2,149,925	1,926,601
Cash at the end of the period	\$ 2,030,863	\$ 2,249,458	\$ 2,303,967	\$ 1,930,650	\$ 3,581,770	\$ 2,759,812	\$ 2,507,255	\$ 2,249,068	\$ 2,285,977	\$ 2,301,940	\$ 2,149,925	\$ 2,495,441	\$ 2,495,440

Beneficial Returns, LLC
Statement of Changes in Equity
For the YTD ended December 31, 2023



		Owner's Investment	Owner's Draw	Current Year Earnings	Retained Earnings	Members Distribution	Total
Balance at January 1, 2023	<i>Note Sched</i>	\$ 66,688	\$ (494,301)	\$ -	\$ 496,315	\$ -	\$ 68,702
Changes in Equity for 2023							
Current year earnings to date	<i>p.9</i>	-	-	325,767	-	-	325,767
Retained Earnings	<i>a p.16</i>	-	-	-	50,878	-	50,878
Members Distribution	<i>m</i>	-	-	-	-	(7,980)	(7,980)
Balance at December 31, 2023		\$ 66,688	\$ (494,301)	\$ 325,767	\$ 547,193	\$ (7,980)	\$ 437,367

a. The change in the Retained Earnings account is composed of the following adjustments:

Month	Amount	Description
January	(4,496)	Due to the restructuring of the Xaxeni loan, no interest income should be recognized for the year 2022. With this, adjustment was booked to derecognized interest income for Xaxeni loan for the year 2022 amounting to \$4,496.
February	(169)	Adjustment of interest expense was booked due to the amendment of Impact Asset's Investments (Shazi Visram and IA 3:23). For Shazi Visram, the total interest expense recognized in prior years was only \$1,680 but should be \$1,695. For IA 3:23, the total interest expense recognized in prior years was only \$6,003 but should be \$6,157.
March	299	In 2021, \$1,173 was recognized as gain on sale to Felipe Arratia's Guayaki loan participation. Due to the recomputation caused by the early payoff of the loan, the updated gain on sale was \$1,472.
May	1,247	Adjustment of interest income was booked due to clearing of Forest Wise - Suspense Account balance in 2022. The total interest income recognized in 2022 was \$4,682, however, due to the recomputation for clearing the Suspense Account balance in 2022, total interest income should be \$5,930.
May	(111)	Adjustment of interest income was booked due to clearing of CORTEPAZ - Suspense Account balance in 2022. The total interest income recognized in prior years was \$2,113, however, due to the recomputation for clearing the Suspense Account balance in 2022, total interest income should be \$2,002 only.
June	50,000	The grant received from Jack and Casey Carsten last October 31, 2022 was coded as Recoverable Grant but this grant was confirmed that it will not be repaid and should be recognized as Grant Income.
June	625	In the original amortization of Doselva loan, recognition of interest income started June 2021 while in the extended loan amortization in 2023, recognition started May 2021. With this, additional one month interest income should be recognized.
August	1,000	Due to reclassification of Loans Payable-EIDL as Grant Income. As per Ted, the \$1,000 EIDL loan is technically a grant and does not need to be repaid.
August	1,203	Adjustment was booked to recognize Fund Management Income for June 2020 based on the Truss Fund 1 accounting report.
August	1,280	Due to the reclassification, the Bank Charges and Fees of Truss Fund 1 were charged instead to Recoverable Grant Payable - Truss Fund 1, based on the Truss Fund 1 accounting report.
TOTAL	\$ 50,878	

Beneficial Returns, LLC
Fidelity Investments Schedule
 As of December 31, 2023



Beneficial Returns

Start Date	Description	Account Name	Fund	Nov-23	Dec-23									
				Ending Balance	Transfer In	Dividend Income (charged to Interest Earned from Banks)	Accrued Interest Receivable - Short-Term Investments (Current)	YTD balance of Accrued Interest Receivable - Short-Term Investments	Unrealized Gains (Losses) on Short-Term Investments (Current)	YTD balance of Unrealized Gains (Losses) on Short-Term Investments	Transfer Out - Cost	Transfer Out - Interest (Collection)	Ending Balance	
03/31/2023	Fidelity Government Money Market (7115)	Fidelity Government Money Market (7115)	Main Fund	\$ 1,696,792		\$ 7,201								\$ 1,703,993
Total - Fidelity Government Money Market (7115)				1,696,792										1,703,993
Total Fidelity Investments				\$ 1,696,792										\$ 1,703,993

Fidelity Investments - Investment Report (December 1, 2023 - December 31, 2023):

Holdings

Account # Z40-187115
 BENEFICIAL RETURNS LLC - LIMITED LIABILITY CO

Core Account

Description	Beginning Market Value Dec 1, 2023	Quantity Dec 31, 2023	Price Per Unit Dec 31, 2023	Ending Market Value Dec 31, 2023	EAI (\$) / EY (%)
FIDELITY GOVERNMENT MONEY MARKET (SPAXX)	\$1,696,792.41	1,703,993.390	\$1.0000	\$1,703,993.39	\$77,669.58 4.560%
- 7-day yield: 5.0%					
Total Core Account (100% of account holdings)	\$1,696,792.41			\$1,703,993.39	\$77,669.58
Total Holdings				\$1,703,993.39	\$77,669.58

Beneficial Returns, LLC
Receivable from Borrowers Schedule
 As of December 31, 2023



Beneficial Returns

Contact	Fund	Invoice Date	Due Date	Days Outstanding	Invoice Number	Invoice Reference	Principal	Interest	Amount	Scrubbed Notes	
EcoMadera Forest Conservation, LLC (Whole Forest)	Main Fund	11/01/2023	11/15/2023	15 days	Whole Forest #41	Payment 41 of 60	\$ -	78	\$ 78	Due on Nov 15, 2023	
EcoMadera Forest Conservation, LLC (Whole Forest)	Main Fund	12/01/2023	12/15/2023	0 days	Whole Forest #42	Payment 42 of 60	-	470	470	Due on Dec 15, 2023	
ALIIET GREEN LTD PT (2nd loan)	Main Fund	12/05/2023	12/15/2023	0 days	Aliet2 #5	Payment 5 of 36	-	18	18	Due on Jan 15, 2024	
RICINOMEX S DE R L DE C V	Main Fund	12/05/2023	12/15/2023	0 days	Ricinomex2 #1	Payment 1 of 47	-	3,000	3,000	Paid on Jan 15, 2024	
Fundacion Paraguaya	Main Fund	12/20/2023	01/15/2024	0 days	Fundacion Paraguaya #45	Payment 45 of 48	-	3,697	3,697	Paid on Jan 15, 2024	
ALIIET GREEN LTD PT	Main Fund	12/21/2023	01/01/2024	0 days	Aliet #19	Payment 19 of 48	-	18	18	Due on Jan 1, 2024	
Elisur Organic S.A.C.	Main Fund	12/21/2023	01/01/2024	0 days	Elisur #4	Payment 4 of 60	3,469	3,019	6,487	Due on Jan 1, 2024	
Grupo Murlota	Main Fund	12/21/2023	01/01/2024	0 days	GM #10	Payment 10 of 45	1,317	1,905	3,223	Paid on Jan 1, 2024	
Urmatt Ltd.	Main Fund	12/21/2023	01/01/2024	0 days	Urmatt #8	Payment 8 of 11	-	50,000	50,000	Paid on Jan 17, 2024	
Sistema Bio (2nd loan)	Main Fund	12/27/2023	01/05/2024	0 days	Sistema Bio2 #7	Payment 7 of 19	-	4,263	4,263	Paid on Jan 5, 2024	
Total - Main Fund							4,786	66,468	71,254		
Waykana	Reciprocity Fund	06/21/2022	07/01/2022	517 days	Waykana #20	Payment 20 of 62	-	457	151	608	Due last Jul 1, 2022.
Waykana	Reciprocity Fund	07/21/2022	08/01/2022	486 days	Waykana #21	Payment 21 of 62	-	460	148	608	Due last Aug 1, 2022.
Waykana	Reciprocity Fund	08/21/2022	09/01/2022	455 days	Waykana #22	Payment 22 of 62	-	463	145	608	Due last Sep 1, 2022.
Waykana	Reciprocity Fund	09/21/2022	10/01/2022	425 days	Waykana #23	Payment 23 of 62	-	466	142	608	Due last Oct 1, 2022.
Waykana	Reciprocity Fund	10/21/2022	11/01/2022	394 days	Waykana #24	Payment 24 of 62	-	469	139	608	Due last Nov 1, 2022.
Waykana	Reciprocity Fund	11/21/2022	12/01/2022	364 days	Waykana #25	Payment 25 of 62	-	473	136	608	Due last Dec 1, 2022.
Waykana	Reciprocity Fund	12/21/2022	01/01/2023	333 days	Waykana #26	Payment 26 of 62	-	476	133	608	Due last Jan 1, 2023
COOPBAM	Reciprocity Fund	01/21/2023	02/01/2023	302 days	COOPBAM #6	Payment 6 of 16	-	160	160	160	Due last Feb 1, 2023
Waykana	Reciprocity Fund	01/21/2023	02/01/2023	302 days	Waykana #27	Payment 27 of 62	-	478	130	608	Due last Feb 1, 2023
Waykana	Reciprocity Fund	02/21/2023	03/01/2023	274 days	Waykana #28	Payment 28 of 62	-	482	126	608	Due last Mar 1, 2023
Waykana	Reciprocity Fund	03/21/2023	04/01/2023	243 days	Waykana #29	Payment 29 of 62	-	485	123	608	Due last Apr 1, 2023
RONAP 2	Reciprocity Fund	04/21/2023	05/01/2023	213 days	RONAP 2 #1	Payment 1 of 12	-	200	200	200	Due last Aug 1, 2023
Waykana	Reciprocity Fund	04/21/2023	05/01/2023	213 days	Waykana #30	Payment 30 of 62	-	489	120	608	Due last May 1, 2023
Waykana	Reciprocity Fund	05/21/2023	06/01/2023	182 days	Waykana #31	Payment 31 of 62	-	492	117	608	Due last Jun 1, 2023
ID Bioforest Perú SAC (2nd loan) (Simbiosis)	Reciprocity Fund	06/05/2023	06/15/2023	168 days	Simbiosis2 # 2	Payment 2 of 16	-	100	100	100	Due last Jun 15, 2023
Xaxeni	Reciprocity Fund	06/05/2023	06/15/2023	168 days	Xaxeni #5 (E)	Payment 5 of 19	3,430	1,186	4,617	Due last Jun 15, 2023	
Waykana	Reciprocity Fund	06/21/2023	07/01/2023	152 days	Waykana #32	Payment 32 of 62	-	495	113	608	Due last Jul 1, 2023
RONAP 2	Reciprocity Fund	07/21/2023	08/01/2023	121 days	RONAP 2 #2	Payment 2 of 12	5,592	1,500	7,092	Due last Aug 1, 2023	
Waykana	Reciprocity Fund	07/21/2023	08/01/2023	121 days	Waykana #33	Payment 33 of 62	-	498	110	608	Due last Aug 1, 2023
Waykana	Reciprocity Fund	08/21/2023	09/01/2023	90 days	Waykana #34	Payment 34 of 62	-	498	110	608	Due on Sep 1, 2023
Asociacion Agro Artesenal Winak (3rd loan)	Reciprocity Fund	09/05/2023	09/15/2023	76 days	Winak3 #1	Payment 1 of 18	-	6	6	6	Due on Sep 1, 2023
Central Cooperativa Indigena Del Cauca (CENCOIC 2nd loan)	Reciprocity Fund	09/05/2023	09/15/2023	76 days	CENCOIC 2 #1	Payment 1 of 8	-	61	61	61	Due on Sep 15, 2023
ID Bioforest Perú SAC (2nd loan) (Simbiosis)	Reciprocity Fund	09/05/2023	09/15/2023	76 days	Simbiosis2 # 3	Payment 3 of 16	4,104	1,420	5,524	Due on Sep 15, 2023	
Xaxeni	Reciprocity Fund	09/05/2023	09/15/2023	76 days	Xaxeni #6 (E)	Payment 6 of 19	3,499	1,118	4,617	Due on Sep 15, 2023	
Waykana	Reciprocity Fund	09/21/2023	10/01/2023	60 days	Waykana #35	Payment 35 of 62	-	505	103	608	Due on Oct 1, 2023
Asociacion Agro Artesenal Winak (3rd loan)	Reciprocity Fund	10/05/2023	10/15/2023	46 days	Winak3 #2	Payment 2 of 18	1,566	187	1,753	Due on Oct 15, 2023	
Arte Colibri Artesanias	Reciprocity Fund	10/15/2023	11/01/2023	29 days	ArteColibri #1	Payment 1 of 16	-	32	32	32	Due on Oct 1, 2023
RONAP 2	Reciprocity Fund	10/21/2023	11/01/2023	29 days	RONAP 2 #3	Payment 3 of 12	5,704	1,388	7,092	Due on Nov 1, 2023	
Waykana	Reciprocity Fund	10/21/2023	11/01/2023	29 days	Waykana #36	Payment 36 of 62	-	508	100	608	Due on Nov 1, 2023
UOPROCAE	Reciprocity Fund	11/04/2023	11/14/2023	16 days	UOPROCAE #4	Payment 4 of 8	-	160	160	160	Due on Nov 1, 2023
Asociacion Agro Artesenal Winak (3rd loan)	Reciprocity Fund	11/05/2023	11/15/2023	15 days	Winak3 #3	Payment 3 of 18	1,576	177	1,753	Due on Nov 15, 2023	
CAC Yakathéo	Reciprocity Fund	11/05/2023	11/15/2023	15 days	Yakathéo #1	Payment 1 of 8	-	65	65	65	Due on Nov 15, 2023
Asoseynekun	Reciprocity Fund	11/21/2023	12/01/2023	0 days	Asoseynekun #5	Payment 5 of 16	2,323	617	2,940	Due on Dec 1, 2023	
BEANSPiRE COMPANY, LTD.	Reciprocity Fund	11/21/2023	12/01/2023	0 days	Beanspire #3	Payment 3 of 6	100,000	-	100,000	Due on Dec 1, 2023	
Waykana	Reciprocity Fund	11/21/2023	12/01/2023	0 days	Waykana #37	Payment 37 of 62	-	513	95	608	Due on Dec 1, 2023
Asociacion Agro Artesenal Winak (3rd loan)	Reciprocity Fund	12/05/2023	12/15/2023	0 days	Winak3 #4	Payment 4 of 18	1,587	166	1,753	Due on Dec 15, 2023	
CEPRO Yanesha	Reciprocity Fund	12/05/2023	12/15/2023	0 days	CEPRO #7	Payment 7 of 20	9,425	1,500	10,925	Due on Dec 15, 2023	
ID Bioforest Perú SAC (2nd loan) (Simbiosis)	Reciprocity Fund	12/05/2023	12/15/2023	0 days	Simbiosis2 #4	Payment 4 of 16	4,270	1,254	5,524	Due on Dec 15, 2023	
Xaxeni	Reciprocity Fund	12/05/2023	12/15/2023	0 days	Xaxeni #7 (E)	Payment 7 of 19	3,569	1,048	4,617	Due on Dec 15, 2023	
Forest Wise (2nd loan)	Reciprocity Fund	12/15/2023	01/01/2024	0 days	Forest Wise 2 #8	Payment 8 of 16	-	5,427	5,427	Paid on Jan 15, 2024	
APROGARZA	Reciprocity Fund	12/21/2023	01/01/2024	0 days	APRO #1	Payment 1 of 8	-	76	76	76	Due on Jan 1, 2024
COOPBAM 2nd loan	Reciprocity Fund	12/21/2023	01/01/2024	0 days	COOPBAM 2 #3	Payment 3 of 16	5,582	1,783	7,365	Paid on Jan 9, 2024	
FESSEG	Reciprocity Fund	12/21/2023	01/01/2024	0 days	FESSEG #16	Payment 16 of 22	3,698	550	4,247	Paid on Jan 8, 2024	
Maya Mountain Cacao Limited	Reciprocity Fund	12/21/2023	01/01/2024	0 days	Maya #8	Payment 8 of 20	2,127	625	2,752	Paid on Jan 5, 2024	
Maya Mountain Cacao Limited 2	Reciprocity Fund	12/21/2023	01/01/2024	0 days	Maya 2 #3	Payment 3 of 8	-	1,200	1,200	Paid on Jan 5, 2024	
Waykana	Reciprocity Fund	12/21/2023	01/01/2024	0 days	Waykana #38	Payment 38 of 62	-	515	93	608	Due on Jan 1, 2024
Total - Reciprocity Fund							167,276	24,340	191,616		
All Across Africa	Truss Fund 2.0	11/15/2023	11/15/2023	15 days	AAA #9	Payment 9	50,000	625	50,625	Due on Nov 15, 2023	
Numida Technologies, Inc.	Truss Fund 2.0	12/05/2023	12/15/2023	0 days	Numida #9	Payment 9 of 13	-	3,188	3,188	Paid on Jan 12, 2024	
VITALITE Zambia Limited	Truss Fund 2.0	12/21/2023	01/01/2024	0 days	VITA #6	Payment 6 of 9	21,690	1,105	22,795	Due on Jan 1, 2024	
Total - Truss Fund 2.0							71,690	4,917	76,608		
Deevabits Green Energy (3rd loan)	Miler Center Fund	10/05/2023	10/15/2023	46 days	Deevabits3 #1	Payment 1 of 7	-	1,667	1,667	Paid on Jan 16, 2024	
Deevabits Green Energy (3rd loan)	Miler Center Fund	11/05/2023	11/15/2023	15 days	Deevabits3 #2	Payment 2 of 7	-	1,667	1,667	Paid on Jan 16, 2024	
Deevabits Green Energy (3rd loan)	Miler Center Fund	12/05/2023	12/15/2023	0 days	Deevabits3 #3	Payment 3 of 7	-	1,667	1,667	Paid on Jan 16, 2024	
Total - Miler Center Invest							-	5,000	5,000		
DELEE, Inc.	Cartier Fund	06/21/2023	07/01/2023	152 days	Delee #2	Payment 2 of 6	-	563	563	Due last Jul 1, 2023	
DELEE, Inc.	Cartier Fund	09/21/2023	10/01/2023	60 days	Payment 3 of 6	Payment 3 of 6	-	563	563	Due last Oct 1, 2023	
UpTrade International B.V. (Working Capital Loan)	Cartier Fund	12/05/2023	12/15/2023	0 days	UpTrade(WCL) #2	Payment 2 of 8	-	45	45	Due on Dec 15, 2023	
DELEE, Inc.	Cartier Fund	12/21/2023	01/01/2024	0 days	Delee #4	Payment 4 of 6	-	563	563	Due on Jan 1, 2024	
PT Sukkha Citta Indonesia	Cartier Fund	12/21/2023	01/01/2024	0 days	Sukkha #2	Payment 2 of 8	-	338	338	Due on Jan 1, 2024	
Beyond Work	Cartier Fund	12/21/2023	01/01/2024	0 days	Beyond #1	Payment 1 of 30	-	291	291	Paid on Jan 1, 2024	
Total - Cartier Fund							-	2,361	2,362		
Total Due and Unpaid - 2021							-	-	-		
Total Due and Unpaid - 2022							2,789	861	3,650		
Total Due and Unpaid - 2023							202,565	27,274	229,839		
Total Due and Unpaid - 2024							38,398	74,952	113,350		
Total (All funds)							\$ 243,752	\$ 103,087	\$ 346,839		

Beneficial Returns, LLC

Loan Loss Reserve Schedule

As of December 31, 2023



Beneficial Returns

Guarantor/Borrower	Fund*	LLR Category	3% Loan Loss		Date of Loan	Xero status (Loan Loss Reserve)	Subtotals	Scrubbed Notes
			Loan amount	Reserve				
Ilumexico	Main Fund	LLR	\$ 51,076	\$ 1,532	08/30/2017	Recorded 08/30/2017		
Sistema bio	Main Fund	LLR	75,000	2,250	02/26/2018	Recorded 02/26/2018		
Ecofiltro	Main Fund	LLR	175,000	5,250	08/23/2018	Recorded 08/23/2018		
Guayaki	Main Fund	LLR	500,000	15,000	10/10/2018	Recorded 10/10/2018		
Harry Halloran Trust	Main Fund	LLR	-	30,000	01/16/2020	Recorded 03/31/2021		
Beneficial Returns	Main Fund	LLR	-	3,500	12/31/2022	Recorded 12/31/2022		
Harry Halloran Trust	Main Fund	LLR from Grants	-	80,000	-	Recorded 04/09/2018	\$ 280,014	Currently recorded in Xero - Loan Loss Reserve.
Pete Giovale	Main Fund	LLR from Grants	-	20,000	-	Recorded 11/25/2020		
Tides Foundation - Higgins	Main Fund	LLR from Grants	-	50,000	-	Recorded 12/31/2020		
Interrupcion	Main Fund	LLR from Grants	-	(70,018)	-	Recorded 12/31/2020		
Perry Boyle	Main Fund	LLR from Grants	-	5,000	-	Recorded 01/03/2022		
Harry Halloran Trust	Main Fund	LLR from Grants	-	125,000	-	Recorded 04/01/2022		
Perry Boyle	Main Fund	LLR from Grants	-	2,500	-	Recorded 05/31/2022		
Ron Hoge	Main Fund	LLR from Grants	-	10,000	-	Recorded 07/13/2022		
Ilumexico (deficit)	Main Fund	N/A	1,054	32	08/30/2017	Not recorded		
Ecofiltro (deficit)	Main Fund	N/A	5,905	177	08/23/2018	Not recorded		
Nazava/P.T Holland for Water	Main Fund	N/A	53,873	1,616	05/08/2019	Not recorded		
Ecofiltro2	Main Fund	N/A	40,000	1,200	07/17/2019	Not recorded		
ATEC Cambodia	Main Fund	N/A	15,594	468	07/31/2019	Not recorded		
ATEC2	Main Fund	N/A	14,514	435	10/02/2019	Not recorded		
Fundacion Paraguaya	Main Fund	N/A	104,476	3,134	01/02/2020	Not recorded		
Whole Forest	Main Fund	N/A	91,408	2,742	04/06/2020	Not recorded		
Ananas Anam	Main Fund	N/A	36,000	1,080	05/26/2020	Not recorded		
AKD/Kiwa/Inalprocess	Main Fund	N/A	100,000	3,000	07/30/2020	Not recorded		
Chacha International Ltd	Main Fund	N/A	92,531	2,776	09/21/2020	Not recorded		
EOS International	Main Fund	N/A	30,000	900	05/31/2021	Not recorded		
Ilumexico2	Main Fund	N/A	20,231	607	06/04/2021	Not recorded		
Ananas Anam2	Main Fund	N/A	25,488	765	06/14/2021	Not recorded		
Ananas Anam3	Main Fund	N/A	50,667	1,520	09/22/2021	Not recorded		
Altitud	Main Fund	N/A	50,000	1,500	02/01/2022	Not recorded		
ATEC3	Main Fund	N/A	34,145	1,024	02/24/2022	Not recorded	\$ 59,337	Not recorded in Xero.
Aliet Green	Main Fund	N/A	39,794	1,194	05/25/2022	Not recorded		
Lionheart	Main Fund	N/A	94,507	2,835	06/01/2022	Not recorded		
ATEC4	Main Fund	N/A	126,073	3,782	07/28/2022	Not recorded		
Ricinomex	Main Fund	N/A	34,816	1,044	08/09/2022	Not recorded		
Angaza 2nd loan	Main Fund	N/A	13,393	402	09/15/2022	Not recorded		
Ecofiltro3	Main Fund	N/A	112,626	3,379	09/30/2022	Not recorded		
Ecofiltro4	Main Fund	N/A	726	22	09/23/2022	Not recorded		
Grupo Murlota	Main Fund	N/A	62,931	1,888	11/15/2022	Not recorded		
Ecofiltro5	Main Fund	N/A	60,293	1,809	11/29/2022	Not recorded		
Cimentafin, SOFOM, ENR (Echale)	Main Fund	N/A	84,217	2,526	03/04/2023	Not recorded		
Altitud 2	Main Fund	N/A	67,128	2,014	03/08/2023	Not recorded		
Urmatt Ltd.	Main Fund	N/A	29,249	877	04/25/2023	Not recorded		
Buen Manejo del Campo, S.A. de C.V (Sistema Bio 2)	Main Fund	N/A	437	13	06/07/2023	Not recorded		
Aliet Green 2	Main Fund	N/A	120,246	3,607	07/10/2023	Not recorded		
Elisur Organic SAC	Main Fund	N/A	245,582	7,367	08/28/2023	Not recorded		
FLOR DE MAYO - SS2	Main Fund	N/A	-	-	09/29/2023	Not recorded		
Ricinomex 2	Main Fund	N/A	120,000	3,600	11/10/2023	Not recorded		
Total*			\$ 2,778,978	\$ 339,351			\$ 339,351	

Summary:

Additional Loans Threshold:	\$ 2,666,667
Additional Loans To Date:	1,857,902
Additional Loans To Go:	<u>\$ 808,765</u>

Loan Loss Reserve from Grant Contribution:	\$ 222,482
Loan Loss Reserve for Additional Loans To Date:	59,337
Unused Reserve:	<u>\$ 163,145</u>

* Only the loans under the Main Fund, net of participation loans, are included in the Loan Loss Reserve schedule.

Three private foundations have collectively guaranteed an additional \$164,207 to Beneficial Returns' loan loss reserves. These amounts are committed in writing for no less than five years beginning December 2020.

Beneficial Returns, LLC
Investment in Loans (Borrowers) Schedule
 As of December 31, 2023



Borrower	Fund	Loan Amount		Accumulated Invoice made as of 11/30/2023 (prior month)		Balance as of 11/30/2023 (prior month)		Involved in Xero (for Principal) and Earned this month (for Interest) on 12/1/2023 - 12/31/2023 (current month)		Accumulated Invoice made as of 12/31/2023 (current month)		Total Investment in Loans Balance as of 12/31/2023 (current month)		
		Principal (Gross Loans Receivable - Long Term)	Interest	Principal	Interest	Principal	Interest	Principal	Interest	Principal (Loans Receivable - Invoiced)	Interest	Principal (Net Loans Receivable - Long Term)	Interest (Accrued Receivable - Borrowers)	Total
Ecofitro	Main Fund	\$ 225,000	\$ 63,031	\$ 209,424	\$ 61,821	\$ 15,576	\$ 1,210	\$ 605	\$ 95	\$ 210,029	\$ 61,916	\$ 14,971	\$ -	\$ 14,971
Interruption	Main Fund	500,000	133,893	500,000	133,893	-	-	-	-	500,000	133,893	-	-	-
Iumexico	Main Fund	52,130	11,079	52,130	11,079	-	-	-	-	52,130	11,079	-	-	-
Sistema Bio	Main Fund	75,000	18,413	75,000	18,413	-	-	-	-	75,000	18,413	-	-	-
Glasyaki	Main Fund	500,000	86,984	500,000	81,419	-	5,570	-	-	500,000	81,419	-	-	-
Nazava/P.T Holland for Water	Main Fund	53,873	8,097	53,873	8,097	-	-	-	-	53,873	8,097	-	-	-
Ecofitro2	Main Fund	40,000	11,728	24,450	10,271	15,550	1,457	595	113	25,045	10,385	14,955	-	14,955
ATEC Cambodia	Main Fund	30,000	2,669	30,000	2,669	-	-	-	-	30,000	2,669	-	-	-
ATEC2	Main Fund	30,000	2,458	30,000	2,458	-	-	-	-	30,000	2,458	-	-	-
Fundacion Paraguaya	Main Fund	150,000	27,468	140,040	27,291	9,960	1,777	2,464	71	142,504	27,361	7,496	-	7,496
Whole Forest/Ecomadera	Main Fund	150,000	29,172	112,544	27,907	37,456	1,265	-	392	112,544	28,299	37,456	-	37,456
Ananas Anam	Main Fund	36,000	7,001	30,763	6,863	5,237	138	857	39	31,620	6,902	4,380	-	4,380
AKD/Kiwa/Inalprocess	Main Fund	100,000	9,002	100,000	9,002	-	-	-	-	100,000	9,002	-	-	-
Chacha International Ltd	Main Fund	275,000	61,142	245,293	22,821	29,707	38,321	1,256	203	246,549	23,024	28,451	-	28,451
EOS International	Main Fund	30,000	2,059	30,000	2,059	-	-	-	-	30,000	2,059	-	-	-
Iumexico2	Main Fund	75,000	11,671	69,154	11,671	5,846	-	611	39	69,764	11,710	5,236	-	5,236
Ananas Anam2	Main Fund	90,000	13,031	84,493	12,865	5,507	166	-	-	85,262	12,906	4,738	-	4,738
Ananas Anam3	Main Fund	120,000	17,375	105,381	7,160	14,619	10,215	1,413	110	106,794	7,270	13,206	-	13,206
Altitud	Main Fund	50,000	6,012	40,910	5,767	9,090	245	4,505	81	45,414	5,849	4,586	-	4,586
ATEC3	Main Fund	150,000	14,403	142,540	3,693	7,460	10,710	1,223	50	143,763	3,743	6,237	-	6,237
Allet Green	Main Fund	150,000	27,468	123,574	16,159	26,426	11,309	794	187	124,368	16,346	25,632	-	25,632
Lionheart Agrotech Ltd.	Main Fund	400,000	66,178	337,712	16,357	62,288	49,821	3,063	467	340,775	16,824	59,225	-	59,225
ATEC4	Main Fund	150,000	14,403	96,254	10,016	53,746	4,387	4,725	358	100,979	10,375	49,021	-	49,021
Ricinomex	Main Fund	150,000	25,773	125,205	25,773	24,795	22,003	674	165	125,879	3,935	24,121	-	24,121
Angaza 2nd loan	Main Fund	550,000	57,745	545,387	53,782	4,613	3,963	1,139	38	546,526	53,820	3,474	-	3,474
Ecofitro3	Main Fund	250,000	50,569	160,528	19,865	89,472	30,704	1,685	559	162,213	20,424	87,787	-	87,787
Ecofitro4	Main Fund	205,000	20,500	205,000	9	-	20,491	-	-	205,000	9	-	-	-
GrupMuriota	Main Fund	120,000	25,023	65,792	6,792	54,208	18,231	1,317	407	67,109	7,198	52,891	-	52,891
Ecofitro5	Main Fund	100,000	2,444	100,000	2,444	-	-	-	-	100,000	2,444	-	-	-
Cimentafin, SOFOM, ENR (Echale)	Main Fund	200,000	34,018	125,962	8,331	74,038	25,687	2,089	630	128,051	8,960	71,949	630	72,578
Altitud 2	Main Fund	100,000	11,737	53,714	4,160	46,286	7,577	4,055	405	53,714	4,565	46,286	405	46,691
Urmatt Ltd.	Main Fund	500,000	33,028	477,119	9,713	22,881	23,315	5,650	171	482,769	9,885	17,231	-	17,231
Buen Manejo del Campo, S.A. de C.V. (Sistema Bio 2)	Main Fund	550,000	75,625	549,563	11,063	437	64,563	-	1,938	549,563	13,000	437	-	437
Allet Green 2	Main Fund	150,000	23,261	78,425	14,657	71,575	8,604	1,983	536	80,408	15,193	69,592	925	70,517
Meds & Food for Kids	Main Fund	800,000	16,194	800,000	-	-	-	-	-	800,000	-	-	-	-
Elsur Organic SAC	Main Fund	300,000	76,537	146,488	17,159	-	153,512	59,378	1,842	149,957	19,011	150,043	-	150,043
Flor De Mayo - SS2	Main Fund	250,000	17,072	-	935	250,000	16,137	-	966	-	1,900	250,000	966	250,966
Ricinomex 2	Main Fund	72,120	24,023	-	-	72,120	24,023	-	556	1,247	70,873	-	-	70,873
Total - Main Fund		7,729,123	1,138,286	6,566,719	662,423	1,162,404	475,863	42,132	10,458	6,608,850	672,881	1,120,273	2,925	1,123,198
JumandiproWaykana	Reciprocity Fund	30,000	7,698	16,035	6,455	16,035	1,243	515	93	16,550	6,548	13,450	-	13,450
FESSEGE/Exportadora	Reciprocity Fund	75,000	18,442	47,511	16,199	27,489	2,243	3,698	183	51,209	16,382	23,791	-	23,791
Bats II Maya	Reciprocity Fund	25,000	5,000	25,000	5,000	-	-	-	-	25,000	5,000	-	-	-
Asociacion Agro Artesanal Winak	Reciprocity Fund	54,000	7,275	54,000	-	101	-	-	-	54,000	7,174	-	-	-
Bats II Maya 2	Reciprocity Fund	75,000	6,000	75,000	12,000	-	(6,000)	-	-	75,000	12,000	-	-	-
RONAP	Reciprocity Fund	75,000	10,104	75,000	10,104	-	0	-	-	75,000	10,104	-	-	-
Xaxeni	Reciprocity Fund	75,000	15,440	22,607	12,311	52,393	3,129	3,569	349	26,176	12,660	48,824	-	48,824
Forest Wise	Reciprocity Fund	50,000	8,920	49,944	2,811	56	6,109	-	-	49,944	2,811	56	-	56
Asociacion Agro Artesanal Winak 2	Reciprocity Fund	30,000	4,041	30,000	3,496	-	545	-	-	30,000	3,496	-	-	-
COOPBAM	Reciprocity Fund	75,000	13,380	75,000	7,760	-	5,620	-	-	75,000	7,760	-	-	-
Simbiosis/ID Bioforest Peru SAC	Reciprocity Fund	52,500	9,366	52,500	9,366	-	-	-	-	52,500	9,366	-	-	-
CENCOIC	Reciprocity Fund	75,000	6,000	75,000	6,000	-	-	-	-	75,000	6,000	-	-	-
CORTEPAZ	Reciprocity Fund	25,000	4,737	12,028	3,367	12,972	1,370	-	95	12,028	3,462	12,972	172	13,144
COOPAVAM	Reciprocity Fund	75,000	15,000	-	12,500	75,000	2,500	-	500	-	13,000	75,000	1,000	76,000
Maya Mountain Cacao Limited	Reciprocity Fund	45,000	10,041	13,789	5,496	31,211	4,545	217	206	15,896	5,704	29,104	-	29,104
Forest Wise 2	Reciprocity Fund	75,000	13,380	16,137	8,125	58,863	5,255	4,452	325	20,589	8,450	54,411	-	54,411
CEPRO Yanasha	Reciprocity Fund	75,000	12,403	-	-	75,000	12,403	9,425	500	9,425	500	65,575	-	65,575
AFIMAD	Reciprocity Fund	50,000	8,920	8,200	5,173	41,800	3,747	-	-	8,200	5,173	41,800	2,777	44,577
Asoseyhekun	Reciprocity Fund	40,000	7,136	11,168	3,562	28,832	3,574	-	192	11,168	3,754	28,832	192	29,024
EcoOla	Reciprocity Fund	35,000	8,263	5,742	3,366	29,258	4,897	-	206	5,742	3,572	29,258	-	29,258
UCOPROCAE	Reciprocity Fund	40,000	3,883	19,208	2,633	20,792	1,050	-	139	19,208	2,772	20,792	277	21,069
Simbiosis/ID Bioforest Peru SAC 2	Reciprocity Fund	75,000	13,380	12,314	4,257	62,686	9,123	4,270	418	16,584	4,675	58,416	-	58,416
Someone Somewhere	Reciprocity Fund	40,000	6,400	-	2,400	40,000	4,000	-	267	-	2,667	40,000	-	40,000
RONAP 2	Reciprocity Fund	75,000	10,104	17,113.72	4,162	57,886	5,942	-	386	17,114	4,548	57,886	772	58,658
EL REFLEJO TERCER MILENIO SC de RL de CV	Reciprocity Fund	100,000	16,000	-	6,000	100,000	10,000	-	667	-	6,667	100,000	667	100,667
Bats II Maya 3	Reciprocity Fund	100,000	18,600	20,000	5,800	80,000	12,800	-	533	20,000	6,333	80,000	533	80,533
BEANSPIRE COMPANY, LTD.	Reciprocity Fund	100,000	6,125	100,000	3,500	-	2,625	-	-	100,000	3,500	-	-	-
COOPAM2	Reciprocity Fund	100,000	17,940	10,837	2,893	89,163	13,947	5,582	594	16,419	4,667	83,581	-	83,581
CENCOIC 2	Reciprocity Fund	100,000	20,627	-	4,000	100,000	16,627	-	667	-	4,667	100,000	2,000	102,000
Maya Mountain Cacao Limited 2	Reciprocity Fund	60,000	9,600	-	2,400	60,000	7,200	-	400	-	2,800	60,000	-	60,000
COBIUS	Reciprocity Fund	8,000	1,078	1,205	308	6,795	770	-	45	1,205	353	6,795	45	6,840
Du Anyam	Reciprocity Fund	75,000	12,000	-	3,000	75,000	9,000	-	500	-	3,500	75,000	500	75,500
PT Kawawasi Sehat Dasacatur	Reciprocity Fund	100,000	21,050	-	2,000	100,000	19,050	-	667	-	2,667	100,000	1,333	101,333
Arte Colibri Artesanias	Reciprocity Fund	20,000	3,568	1,073	400	18,927	3,168	-	126	1,073	526	18,927	252	19,179
Asociacion Agro Artesanal Winak 3	Reciprocity Fund	29,645	1,913	4,688	562	24,947	1,351	1,587	168	6,2				

Beneficial Returns, LLC
Investment in Loans (Borrowers) Schedule
 As of December 31, 2023



Beneficial Returns

Borrower	Fund	Loan Amount		Accumulated Invoice made as of 11/30/2023 (prior month)		Balance as of 11/30/2023 (prior month)		Invoiced in Xero (for Principal) and Earned this month (for Interest) on 12/1/2023 - 12/31/2023 (current month)		Accumulated Invoice made as of 12/31/2023 (current month)		Total Investment in Loans Balance as of 12/31/2023 (current month)		
		Principal (Gross Loans Receivable - Long Term)	Interest	Principal	Interest	Principal	Interest	Principal	Interest	Principal (Loans Receivable - Invoiced)	Interest	Principal (Net Loans Receivable - Long Term)	Interest (Accrued Interest Receivable - Borrowers)	Total
iKure	Truss Fund 1.0	\$ 40,000	\$ 1,414	\$ 40,000	\$ 1,414	\$ -	\$ -	\$ -	\$ -	\$ 40,000	\$ 1,414	\$ -	\$ -	\$ -
Deevabits Green Energy	Truss Fund 1.0	25,000	-	25,000	-	-	-	-	-	25,000	-	-	-	-
National Union of Coffee /NUCAFE	Truss Fund 1.0	100,000	2,520	100,000	2,520	-	-	-	-	100,000	2,520	-	-	-
Pollinate Group	Truss Fund 1.0	100,000	2,266	100,000	2,266	-	-	-	-	100,000	2,266	-	-	-
Azimuth/Easy Solar	Truss Fund 1.0	100,000	259	100,000	259	-	-	-	-	100,000	259	-	-	-
Inspiring Teachers	Truss Fund 1.0	50,000	2,186	50,000	2,186	-	-	-	-	50,000	2,186	-	-	-
E-Hands Energy	Truss Fund 1.0	85,000	2,596	85,000	2,596	-	-	-	-	85,000	2,596	-	-	-
Emerging Cooking Solutions	Truss Fund 1.0	100,000	2,520	100,000	2,520	-	-	-	-	100,000	2,520	-	-	-
iKure2	Truss Fund 1.0	40,000	1,274	40,000	1,274	-	-	-	-	40,000	1,274	-	-	-
Grassland Cameroon Ltd	Truss Fund 1.0	70,000	1,764	70,000	1,764	-	-	-	-	70,000	1,764	-	-	-
Wana Solutions Uganda Ltd	Truss Fund 1.0	50,000	1,512	50,000	1,512	-	-	-	-	50,000	1,512	-	-	-
Total - Truss Fund 1.0		760,000	18,312	760,000	18,312	-	-	-	-	760,000	18,312	-	-	-
Dosevva P.B.C	Truss Fund 2.0	-	15,000	-	15,000	-	-	-	-	-	15,000	-	-	-
Moringa Connect	Truss Fund 2.0	150,000	5,625	150,000	5,625	-	-	-	-	150,000	5,625	-	-	-
Nurmidia Technologies, Inc.	Truss Fund 2.0	150,000	15,000	-	15,000	150,000	-	-	-	-	16,938	150,000	-	150,000
Deevabits Green Energy 2	Truss Fund 2.0	50,000	3,515	41,191	3,515	8,809	-	8,809	-	50,000	3,515	-	-	-
All Across Africa	Truss Fund 2.0	50,000	15,025	-	15,000	50,000	625	50,000	625	50,000	15,000	-	-	-
EarthSpark International	Truss Fund 2.0	150,000	16,250	-	11,250	150,000	5,000	-	-	-	11,875	150,000	1,875	151,875
Vitalite Zambia	Truss Fund 2.0	150,000	10,932	61,601	8,993	88,399	1,939	21,690	368	83,291	66,709	-	-	66,709
Angaza Designs, Inc.	Truss Fund 2.0	150,000	9,563	118,481	9,169	31,519	394	-	131	118,481	9,301	-	-	31,781
Cycle Connect	Truss Fund 2.0	150,000	8,560	91,996	7,104	58,004	1,456	-	242	91,996	7,345	58,004	483	58,487
Suyo Public Benefit Corporation	Truss Fund 2.0	125,000	9,375	125,000	4,688	-	4,688	-	-	125,000	4,688	-	-	-
Cycle Connect 2	Truss Fund 2.0	150,000	8,560	147,496	200	2,504	8,360	614	10	148,111	211	1,890	-	1,890
Dosevva P.B.C 2	Truss Fund 2.0	150,000	10,500	-	5,250	150,000	5,250	-	875	-	6,125	150,000	1,750	151,750
WARC Group	Truss Fund 2.0	200,000	29,775	-	-	200,000	29,775	-	1,500	-	1,500	200,000	-	200,000
All Across Africa 2	Truss Fund 2.0	100,000	8,500	-	-	100,000	8,500	-	708	-	708	100,000	708	100,708
Total - Truss Fund 2.0		1,725,000	166,780	735,765	100,794	989,235	65,986	81,113	6,398	816,879	107,192	908,121	5,079	913,201
Easmart Global, Inc.	Cartier Fund	100,000	10,000	-	5,000	100,000	5,000	-	417	-	5,417	100,000	417	100,417
DELEE, Inc.	Cartier Fund	45,000	3,375	-	1,688	45,000	1,688	-	188	-	1,875	45,000	-	45,000
INNOVACIÓN TDEM SOCIEDAD ANÓNIMA DE CAPITAL VARIABLE	Cartier Fund	20,000	629	14,906	565	5,094	64	5,094	21	20,000	586	-	-	-
Vergor	Cartier Fund	100,000	5,000	-	3,750	100,000	1,250	-	417	-	4,167	100,000	833	100,833
Spouts of Water, Ltd.	Cartier Fund	200,000	20,000	-	5,000	200,000	15,000	-	833	-	5,833	200,000	1,667	201,667
Ananas Anam UK Limited	Cartier Fund	200,000	21,910	22,881	4,858	177,119	17,052	-	738	22,881	5,596	177,119	738	177,857
Vergor2	Cartier Fund	100,000	3,333	-	2,083	100,000	1,250	-	417	-	2,500	100,000	417	100,417
UpTrade International B.V. (Term Loan)	Cartier Fund	10,794	1,182	614	135	10,180	1,047	621	42	1,235	177	9,558	-	9,558
UpTrade International B.V. (Working Capital Loan)	Cartier Fund	23,551	2,355	-	294	23,551	2,081	-	98	-	393	23,551	0	23,551
PT Sukkha Citta Indonesia	Cartier Fund	135,000	13,500	-	1,688	135,000	11,813	-	563	-	2,250	135,000	-	135,000
Platinum Fisheries Ltd	Cartier Fund	35,000	3,117	-	1,688	35,000	1,430	-	146	-	1,833	35,000	-	35,000
Retoma Holding Spa	Cartier Fund	200,000	20,000	-	1,688	200,000	18,313	-	833	-	2,521	200,000	1,667	201,667
InvestEd	Cartier Fund	80,000	7,050	-	-	80,000	7,050	-	333	-	333	80,000	333	80,333
Beyond Work	Cartier Fund	70,000	5,454	-	-	70,000	5,454	-	292	-	292	70,000	-	70,000
Total - Cartier Fund		1,319,345	116,905	38,401	28,436	1,280,944	88,469	5,715	5,337	44,115	33,773	1,275,239	6,071	1,281,310
Nazava/P.T Holland for Water 2	Miller Center Fund	75,000	13,723	-	3,188	75,000	10,536	-	531	-	3,719	75,000	531	75,531
Awaz De Infosystems Private Limited	Miller Center Fund	98,333	34,064	-	-	98,333	34,064	-	738	-	738	98,333	2,950	101,283
Deevabits Green Energy 3	Miller Center Fund	200,000	11,667	-	3,333	200,000	8,334	-	1,667	-	5,000	200,000	-	200,000
Vitalite Group LTD	Miller Center Fund	90,000	22,500	-	-	90,000	22,500	-	787	-	787	90,000	2,361	92,361
Total - Miller Center Fund		463,333	81,954	-	6,521	463,333	75,433	-	3,722	-	10,243	463,333	5,842	469,176
Total		\$ 14,569,946	\$ 1,911,607	\$ 8,953,139	\$ 997,766	\$ 5,544,807	\$ 877,169	\$ 167,681	\$ 35,068	\$ 9,192,820	\$ 1,032,934	\$ 5,377,128	\$ 31,164	\$ 5,408,291

Beneficial Returns, LLC
Payable to Participants Schedule
 As of December 31, 2023



Beneficial Returns

Contact	Fund	Invoice Date	Due Date	Description	Amount	Scrubbed Notes
Rebecca Lim Wan Yee - Alet Green 2	Main Fund	10/5/2023	11/8/2023	Alet2 #3	\$ 94	Paid on Jan 17, 2024
Rebecca Lim Wan Yee - Alet Green 2 Total					94	
AB Schultz Foundation - Grupo Muriota	Main Fund	12/21/2023	12/1/2023	GM #10	500	Due on Mar 8, 2024
AB Schultz Foundation - Grupo Muriota Total					500	
AFC - ATEC3	Main Fund	9/15/2023	12/1/2023	ATEC3 #19	1,951	Paid on Jan 1, 2024
AFC - ATEC3	Main Fund	10/15/2023	12/1/2023	ATEC3 #20	1,951	Paid on Jan 1, 2024
AFC - ATEC3	Main Fund	11/15/2023	12/1/2023	ATEC3 #21	1,951	Paid on Jan 1, 2024
AFC - ATEC3	Main Fund	12/15/2023	12/1/2023	ATEC3 #22	1,951	Due on Mar 8, 2024
AFC - ATEC3 Total					7,803	
Alex Tee - ATEC3	Main Fund	12/15/2023	12/1/2023	ATEC3 #22	1,204	Due on Mar 8, 2024
Alex Tee - ATEC3 Total					1,204	
Christine M Wolohan - Elisur	Main Fund	9/21/2023	12/1/2023	Elisur #1	94	Paid on Dec 08, 2023
Christine M Wolohan - Elisur	Main Fund	10/21/2023	12/1/2023	Elisur #2	94	Paid on Dec 08, 2023
Christine M Wolohan - Elisur	Main Fund	11/21/2023	12/1/2023	Elisur #3	94	Paid on Dec 08, 2023
Christine M Wolohan - Elisur	Main Fund	12/21/2023	12/1/2023	Elisur #4	488	Due on Mar 8, 2024
Christine M Wolohan - Elisur Total					769	
Clarion - Alet Green	Main Fund	9/21/2023	12/1/2023	Alet #16	1,151	Paid on Jan 3, 2024
Clarion - Alet Green	Main Fund	10/21/2023	12/1/2023	Alet #17	1,151	Paid on Jan 3, 2024
Clarion - Alet Green	Main Fund	11/21/2023	12/1/2023	Alet #18	1,151	Paid on Jan 3, 2024
Clarion - Alet Green	Main Fund	12/21/2023	12/1/2023	Alet #19	1,151	Due on Mar 8, 2024
Clarion - Alet Green Total					4,606	
Davis Strait - Elisur	Main Fund	12/21/2023	12/1/2023	Elisur #4	195	Paid on Dec 08, 2023
Davis Strait - Elisur Total					195	
Friends of Tilonia, Inc. - Ilumexico 2	Main Fund	12/21/2023	12/1/2023	Ilumexico2 # 28	733	Paid on Dec 08, 2023
Friends of Tilonia, Inc. - Ilumexico 2 Total					733	
Impact Asset - RicinomeX	Main Fund	12/5/2023	12/1/2023	RicinomeX #16	2,236	Paid on Dec 08, 2023
Impact Asset - RicinomeX Total					2,236	
Lim Yan Peng - Alet Green	Main Fund	9/21/2023	12/1/2023	Alet #16	1,118	Paid on Jan 3, 2024
Lim Yan Peng - Alet Green	Main Fund	10/21/2023	12/1/2023	Alet #17	1,118	Paid on Jan 3, 2024
Lim Yan Peng - Alet Green	Main Fund	11/21/2023	12/1/2023	Alet #18	1,118	Paid on Jan 3, 2024
Lim Yan Peng - Alet Green	Main Fund	12/21/2023	12/1/2023	Alet #19	1,118	Due on Mar 8, 2024
Lim Yan Peng - Alet Green Total					4,471	
Malcolm Mahadevan - ATEC3	Main Fund	12/15/2023	12/1/2023	ATEC3 #22	1,038	Paid on Dec 08, 2023
Malcolm Mahadevan - ATEC3 Total					1,038	
Realize Impact - Grupo Muriota	Main Fund	12/21/2023	12/1/2023	GM #10	500	Paid on Dec 08, 2023
Realize Impact - Grupo Muriota Total					500	
SK2 Fund - Grupo Muriota	Main Fund	12/21/2023	12/1/2023	GM #10	500	Paid on Dec 08, 2023
SK2 Fund - Grupo Muriota Total					500	
SK2 Fund - Ilumexico 2	Main Fund	12/21/2023	12/1/2023	Ilumexico2 # 28	1,026	Paid on Dec 08, 2023
SK2 Fund - Ilumexico 2 Total					1,026	
Tan Chee Leong - Alet Green	Main Fund	12/21/2023	12/1/2023	Alet #19	447	Paid on Dec 08, 2023
Tan Chee Leong - Alet Green Total					447	
Tan Chee Leong - ATEC3	Main Fund	12/15/2023	12/1/2023	ATEC3 #22	623	Paid on Dec 29, 2023
Tan Chee Leong - ATEC3 Total					623	
Untours - RicinomeX	Main Fund	12/5/2023	12/1/2023	RicinomeX #16	587	Paid on Dec 08, 2023
Untours - RicinomeX Total					587	
Untours Foundation- Elisur	Main Fund	12/21/2023	12/1/2023	Elisur #4	494	Due on Mar 8, 2024
Untours Foundation- Elisur Total					494	
Lee Pei - Urmatt Ltd.	Main Fund	12/1/2023	12/7/2023	Urmatt #7	133	Due on Dec 14, 2023
Lee Pei - Urmatt Ltd. Total					133	
3rd Creek - Whole Forest	Main Fund	12/1/2023	12/15/2023	Whole Forest #42	18	Paid on Dec 22, 2023
3rd Creek - Whole Forest Total					18	
Arthur Schultz - Whole Forest	Main Fund	12/1/2023	12/15/2023	Whole Forest #42	31	Paid on Dec 22, 2023
Arthur Schultz - Whole Forest Total					31	
MCI - Sistema Bio 2	Main Fund	9/27/2023	12/15/2023	Sistema Bio2 #4	375	Paid on Jan 8, 2024
MCI - Sistema Bio 2	Main Fund	10/27/2023	12/15/2023	Sistema Bio2 #5	388	Paid on Jan 8, 2024
MCI - Sistema Bio 2	Main Fund	11/27/2023	12/15/2023	Sistema Bio2 #6	375	Paid on Jan 8, 2024
MCI - Sistema Bio 2 Total					1,138	
Missionary Sisters - Fundacion Paraguaya	Main Fund	12/20/2023	12/15/2023	Fundacion Paraguaya #45	1,163	Paid on Dec 22, 2023
Missionary Sisters - Fundacion Paraguaya Total					1,163	
SK2 (Thrive) - Whole Forest	Main Fund	12/1/2023	12/15/2023	Whole Forest #42	29	Paid on Dec 22, 2023
SK2 (Thrive) - Whole Forest Total					29	
AFC - Lionheart	Main Fund	10/5/2023	1/1/2024	Lion #16	2,471	Paid on Jan 8, 2024
AFC - Lionheart	Main Fund	11/5/2023	1/1/2024	Lion #17	2,471	Paid on Jan 8, 2024
AFC - Lionheart	Main Fund	12/5/2023	1/1/2024	Lion #18	2,471	Paid on Jan 8, 2024
AFC - Lionheart Total					7,413	
Bong Shu Lin - Lionheart	Main Fund	10/5/2023	1/1/2024	Lion #16	1,412	Paid on Jan 10, 2024
Bong Shu Lin - Lionheart	Main Fund	11/5/2023	1/1/2024	Lion #17	1,412	Paid on Jan 10, 2024
Bong Shu Lin - Lionheart	Main Fund	12/5/2023	1/1/2024	Lion #18	1,412	Paid on Jan 10, 2024
Bong Shu Lin - Lionheart Total					4,237	
Chan - Ananas Anam 2	Main Fund	10/5/2023	1/1/2024	Ananas2 #28	733	Paid on Jan 8, 2024
Chan - Ananas Anam 2	Main Fund	11/5/2023	1/1/2024	Ananas2 #29	733	Paid on Jan 8, 2024
Chan - Ananas Anam 2	Main Fund	12/5/2023	1/1/2024	Ananas2 #30	753	Paid on Jan 8, 2024
Chan - Ananas Anam 2 Total					2,198	
Clarion - Lionheart	Main Fund	10/5/2023	1/1/2024	Lion #16	2,665	Paid on Jan 8, 2024
Clarion - Lionheart	Main Fund	11/5/2023	1/1/2024	Lion #17	2,665	Paid on Jan 8, 2024
Clarion - Lionheart	Main Fund	12/5/2023	1/1/2024	Lion #18	2,665	Paid on Jan 8, 2024
Clarion - Lionheart Total					7,994	
DF Impact - MFK	Main Fund	11/15/2023	1/1/2024	MFK #4	293	Paid on Jan 8, 2024
DF Impact - MFK	Main Fund	12/5/2023	1/1/2024	MFK #5	263	Paid on Jan 8, 2024
DF Impact - MFK Total					576	
DF Impact - Echale	Main Fund	10/5/2023	1/1/2024	Echale #4	3,020	Paid on Jan 8, 2024
DF Impact - Echale	Main Fund	11/5/2023	1/1/2024	Echale #5	3,020	Paid on Jan 8, 2024
DF Impact - Echale	Main Fund	12/5/2023	1/1/2024	Echale #6	3,020	Paid on Jan 8, 2024
DF Impact - Echale Total					9,059	
DF Impact 1 - Ecofiltro	Main Fund	11/1/2023	1/1/2024	Ecofiltro3 #13	910	Paid on Jan 8, 2024
DF Impact 1 - Ecofiltro	Main Fund	12/1/2023	1/1/2024	Ecofiltro3 #14	910	Paid on Jan 8, 2024
DF Impact 1 - Ecofiltro	Main Fund	12/1/2023	1/1/2024	Ecofiltro3 #15	910	Paid on Jan 8, 2024
DF Impact 1 - Ecofiltro Total					2,729	
DF Impact 2 - Ecofiltro	Main Fund	12/1/2023	1/1/2024	Ecofiltro3 #13	924	Paid on Jan 8, 2024
DF Impact 2 - Ecofiltro	Main Fund	12/1/2023	1/1/2024	Ecofiltro3 #14	924	Paid on Jan 8, 2024
DF Impact 2 - Ecofiltro	Main Fund	12/1/2023	1/1/2024	Ecofiltro3 #15	924	Paid on Jan 8, 2024
DF Impact 2 - Ecofiltro Total					2,771	
Erik B. Schultz - Ananas Anam 3	Main Fund	10/15/2023	1/1/2024	Ananas3 #25	879	Paid on Jan 8, 2024
Erik B. Schultz - Ananas Anam 3	Main Fund	11/15/2023	1/1/2024	Ananas3 #26	879	Paid on Jan 8, 2024
Erik B. Schultz - Ananas Anam 3	Main Fund	12/15/2023	1/1/2024	Ananas3 #27	879	Paid on Jan 8, 2024
Erik B. Schultz - Ananas Anam 3 Total					2,637	
Felician - MFK	Main Fund	11/15/2023	1/1/2024	MFK #4	138	Due on Jan 22, 2024
Felician - MFK	Main Fund	12/5/2023	1/1/2024	MFK #5	133	Due on Jan 22, 2024
Felician - MFK Total					271	
Friends of Tilonia - Echale	Main Fund	10/5/2023	1/1/2024	Echale #4	744	Paid on Jan 8, 2024
Friends of Tilonia - Echale	Main Fund	11/5/2023	1/1/2024	Echale #5	744	Paid on Jan 8, 2024
Friends of Tilonia - Echale	Main Fund	12/5/2023	1/1/2024	Echale #6	744	Paid on Jan 8, 2024
Friends of Tilonia - Echale Total					2,231	
FYDF - Angaza 2	Main Fund	10/5/2023	1/1/2024	Angaza2 #13	42,804	Paid on Jan 8, 2024
FYDF - Angaza 2	Main Fund	11/5/2023	1/1/2024	Angaza2 #14	42,804	Paid on Jan 8, 2024
FYDF - Angaza 2	Main Fund	12/5/2023	1/1/2024	Angaza2 #15	42,804	Paid on Jan 8, 2024
FYDF - Angaza 2 Total					128,411	
Genesis Charitable Trust - Ananas Anam 3	Main Fund	10/15/2023	1/1/2024	Ananas3 #25	796	Paid on Jan 8, 2024
Genesis Charitable Trust - Ananas Anam 3	Main Fund	11/15/2023	1/1/2024	Ananas3 #26	796	Paid on Jan 8, 2024
Genesis Charitable Trust - Ananas Anam 3	Main Fund	12/15/2023	1/1/2024	Ananas3 #27	796	Paid on Jan 8, 2024
Genesis Charitable Trust - Ananas Anam 3 Total					2,387	
Kim - Ananas Anam 2	Main Fund	10/5/2023	1/1/2024	Ananas2 #28	586	Paid on Jan 8, 2024
Kim - Ananas Anam 2	Main Fund	11/5/2023	1/1/2024	Ananas2 #29	586	Paid on Jan 8, 2024
Kim - Ananas Anam 2	Main Fund	12/5/2023	1/1/2024	Ananas2 #30	586	Paid on Jan 8, 2024
Kim - Ananas Anam 2 Total					1,758	
Lee Pei - Lionheart	Main Fund	10/5/2023	1/1/2024	Lion #16	883	Due on Jan 08, 2024
Lee Pei - Lionheart	Main Fund	11/5/2023	1/1/2024	Lion #17	883	Due on Jan 08, 2024
Lee Pei - Lionheart	Main Fund	12/5/2023	1/1/2024	Lion #18	883	Due on Jan 08, 2024
Lee Pei - Lionheart Total					2,648	
Lim Yan Peng - Ecofiltro	Main Fund	11/1/2023	1/1/2024	Ecofiltro3 #13	932	Paid on Jan 8, 2024
Lim Yan Peng - Ecofiltro	Main Fund	12/1/2023	1/1/2024	Ecofiltro3 #14	932	Paid on Jan 8, 2024
Lim Yan Peng - Ecofiltro	Main Fund	12/1/2023	1/1/2024	Ecofiltro3 #15	932	Paid on Jan 8, 2024
Lim Yan Peng - Ecofiltro Total					2,796	
Lim Yan Peng (Sharon) - Lionheart	Main Fund	10/5/2023	1/1/2024	Lion #16	1,765	Paid on Jan 8, 2024
Lim Yan Peng (Sharon) - Lionheart	Main Fund	11/5/2023	1/1/2024	Lion #17	1,765	Paid on Jan 8, 2024
Lim Yan Peng (Sharon) - Lionheart	Main Fund	12/5/2023	1/1/2024	Lion #18	1,765	Paid on Jan 8, 2024
Lim Yan Peng (Sharon) - Lionheart Total					5,295	
Loh - Ananas Anam 2	Main Fund	10/5/2023	1/1/2024	Ananas2 #28	440	Paid on Jan 8, 2024
Loh - Ananas Anam 2	Main Fund	11/5/2023	1/1/2024	Ananas2 #29	440	Paid on Jan 8, 2024
Loh - Ananas Anam 2	Main Fund	12/5/2023	1/1/2024	Ananas2 #30	440	Paid on Jan 8, 2024
Loh - Ananas Anam 2 Total					1,319	
Mercy - MFK	Main Fund	11/15/2023	1/1/2024	MFK #4	344	Due on Jan 22, 2024
Mercy - MFK	Main Fund	12/5/2023	1/1/2024	MFK #5	333	Due on Jan 22, 2024
Mercy - MFK Total					678	
RCIF - MFK	Main Fund	11/15/2023	1/1/2024	MFK #4	172	Due on Jan 22, 2024
RCIF - MFK	Main Fund	12/5/2023	1/1/2024	MFK #5	167	Due on Jan 22, 2024
RCIF - MFK Total					339	

Beneficial Returns, LLC
Payable to Participants Schedule
 As of December 31, 2023



Beneficial Returns

Contact	Fund	Invoice Date	Due Date	Description	Amount	Scrubbed Notes
Sian - Ananas Anam 2	Main Fund	10/5/2023	1/1/2024	Ananas2 #28	293	
Sian - Ananas Anam 2	Main Fund	11/5/2023	1/1/2024	Ananas2 #29	293	Paid on Jan 8, 2024
Sian - Ananas Anam 2	Main Fund	12/5/2023	1/1/2024	Ananas2 #30	293	Paid on Jan 8, 2024
Sian - Ananas Anam 2 Total					879	
Tan Suay Muey - Ananas Anam 3	Main Fund	10/15/2023	1/1/2024	Ananas3 #25	619	Paid on Jan 8, 2024
Tan Suay Muey - Ananas Anam 3	Main Fund	11/15/2023	1/1/2024	Ananas3 #26	619	Paid on Jan 8, 2024
Tan Suay Muey - Ananas Anam 3	Main Fund	12/15/2023	1/1/2024	Ananas3 #27	619	Paid on Jan 8, 2024
Tan Suay Muey - Ananas Anam 3 Total					1,857	
Tee Chin Ee - Angaza 2	Main Fund	10/5/2023	1/1/2024	Angaza2 #13	4,373	Paid on Jan 8, 2024
Tee Chin Ee - Angaza 2	Main Fund	11/5/2023	1/1/2024	Angaza2 #14	4,373	Paid on Jan 8, 2024
Tee Chin Ee - Angaza 2	Main Fund	12/5/2023	1/1/2024	Angaza2 #14	4,373	Paid on Jan 8, 2024
Tee Chin Ee - Angaza 2 Total					13,118	
Tee Chin Ee - Lionheart	Main Fund	10/5/2023	1/1/2024	Lion #16	2,213	Paid on Jan 8, 2024
Tee Chin Ee - Lionheart	Main Fund	11/5/2023	1/1/2024	Lion #17	2,213	Paid on Jan 8, 2024
Tee Chin Ee - Lionheart	Main Fund	12/5/2023	1/1/2024	Lion #18	2,213	Paid on Jan 8, 2024
Tee Chin Ee - Lionheart Total					6,640	
Clarion - Urmatt Ltd.	Main Fund	12/21/2023	1/7/2024	Urmatt #8	10,104	Paid on Jan 12, 2024
Clarion - Urmatt Ltd. Total					10,104	
Coralie Sasada - Urmatt Ltd.	Main Fund	12/21/2023	1/7/2024	Urmatt #8	20,209	Paid on Jan 12, 2024
Coralie Sasada - Urmatt Ltd. Total					20,209	
Kim Chan Young - Urmatt Ltd.	Main Fund	12/21/2023	1/7/2024	Urmatt #8	20,209	Paid on Jan 12, 2024
Kim Chan Young - Urmatt Ltd. Total					20,209	
Lee Pei - Urmatt Ltd.	Main Fund	12/21/2023	1/7/2024	Urmatt #8	8,084	Due on Jan 14, 2024
Lee Pei - Urmatt Ltd. Total					8,084	
Lily Huang - Urmatt Ltd.	Main Fund	12/21/2023	1/7/2024	Urmatt #8	6,063	Paid on Jan 12, 2024
Lily Huang - Urmatt Ltd. Total					6,063	
Melissa Meivan Kwee - Urmatt Ltd.	Main Fund	12/21/2023	1/7/2024	Urmatt #8	10,104	Paid on Jan 12, 2024
Melissa Meivan Kwee - Urmatt Ltd. Total					10,104	
Tee Chin Ee - Urmatt Ltd.	Main Fund	12/21/2023	1/7/2024	Urmatt #8	11,184	Paid on Jan 12, 2024
Tee Chin Ee - Urmatt Ltd. Total					11,184	
Ting Ming Yih - Urmatt Ltd.	Main Fund	12/21/2023	1/7/2024	Urmatt #8	10,104	Paid on Jan 12, 2024
Ting Ming Yih - Urmatt Ltd. Total					10,104	
Thrive - Ecofiltro	Main Fund	9/15/2023	1/15/2024	Ecofiltro #58	672	Due on Jan 22, 2024
Thrive - Ecofiltro	Main Fund	10/15/2023	1/15/2024	Ecofiltro #59	672	Due on Jan 22, 2024
Thrive - Ecofiltro	Main Fund	11/15/2023	1/15/2024	Ecofiltro #60	672	Due on Jan 22, 2024
Thrive - Ecofiltro Total					2,016	
Livelihood - Someone Somewhere 2	Main Fund	11/5/2023	1/31/2024	SS2 #1	1,266	Due on Feb 07, 2024
Livelihood - Someone Somewhere 2	Main Fund	12/5/2023	1/31/2024	SS2 #2	1,150	Due on Feb 07, 2024
Livelihood - Someone Somewhere 2 Total					2,416	
MC - Invest - Someone Somewhere 2	Main Fund	11/5/2023	1/31/2024	SS2 #1	151	Due on Feb 07, 2024
MC - Invest - Someone Somewhere 2	Main Fund	12/5/2023	1/31/2024	SS2 #2	137	Due on Feb 07, 2024
MC - Invest - Someone Somewhere 2 Total					288	
Miller Foundation - Someone Somewhere 2	Main Fund	11/5/2023	1/31/2024	SS2 #1	181	Due on Feb 07, 2024
Miller Foundation - Someone Somewhere 2	Main Fund	12/5/2023	1/31/2024	SS2 #2	164	Due on Feb 07, 2024
Miller Foundation - Someone Somewhere 2 Total					345	
RI Dowdell - Someone Somewhere 2	Main Fund	11/5/2023	1/31/2024	SS2 #1	45	Due on Feb 07, 2024
RI Dowdell - Someone Somewhere 2	Main Fund	12/5/2023	1/31/2024	SS2 #2	41	Due on Feb 07, 2024
RI Dowdell - Someone Somewhere 2 Total					86	
University Impact-Someone Somewhere 2	Main Fund	11/5/2023	1/31/2024	SS2 #1	45	Due on Feb 07, 2024
University Impact-Someone Somewhere 2	Main Fund	12/5/2023	1/31/2024	SS2 #2	41	Due on Feb 07, 2024
University Impact-Someone Somewhere 2 Total					86	
Christina Wee - Ailet Green 2	Main Fund	9/21/2023	2/1/2024	Ailet2 #4	807	Due on Feb 08, 2024
Christina Wee - Ailet Green 2	Main Fund	12/5/2023	2/1/2024	Ailet2 #5	807	Due on Feb 08, 2024
Christina Wee - Ailet Green 2 Total					1,613	
Dhiren Sarin - ATEC4	Main Fund	12/1/2023	2/1/2024	ATEC4 #16	1,005	Due on Feb 08, 2024
Dhiren Sarin - ATEC4	Main Fund	1/1/2024	2/1/2024	ATEC4 #17	1,005	Due on Feb 08, 2024
Dhiren Sarin - ATEC4 Total					2,011	
Rebecca Lim Wan Yee - Ailet Green 2	Main Fund	9/21/2023	2/1/2024	Ailet2 #4	807	Due on Feb 08, 2024
Rebecca Lim Wan Yee - Ailet Green 2	Main Fund	12/5/2023	2/1/2024	Ailet2 #5	807	Due on Feb 08, 2024
Rebecca Lim Wan Yee - Ailet Green 2 Total					1,613	
Tan Chee Leong - Ailet Green 2	Main Fund	9/21/2023	2/1/2024	Ailet2 #4	1,016	Due on Feb 08, 2024
Tan Chee Leong - Ailet Green 2	Main Fund	12/5/2023	2/1/2024	Ailet2 #5	1,016	Due on Feb 08, 2024
Tan Chee Leong - Ailet Green 2 Total					2,032	
Realize Impact - RicinomeX 2	Main Fund	12/5/2023	2/22/2024	RicinomeX2 #1	171	Due on March 1, 2024
Realize Impact - RicinomeX 2 Total					171	
Stephen Albertolle - RicinomeX 2	Main Fund	12/5/2023	2/22/2024	RicinomeX2 #1	228	Due on March 1, 2024
Stephen Albertolle - RicinomeX 2 Total					228	
University Impact - RicinomeX 2	Main Fund	12/5/2023	2/22/2024	RicinomeX2 #1	798	Due on March 1, 2024
University Impact - RicinomeX 2 Total					798	
Livelihood - Sistema Bio 2	Main Fund	12/27/2023	3/15/2024	Sistema Bio2 #7	1,938	Due on Mar 22, 2024
Livelihood - Sistema Bio 2 Total					1,938	
MCI - Sistema Bio 2	Main Fund	12/27/2023	3/15/2024	Sistema Bio2 #7	388	Due on Mar 22, 2024
MCI - Sistema Bio 2 Total					388	
AFC - Chacha	Main Fund	11/1/2023	4/1/2024	Chacha #37	2,325	Due on Apr 08, 2024
AFC - Chacha	Main Fund	12/1/2023	4/1/2024	Chacha #38	2,325	Due on Apr 08, 2024
AFC - Chacha	Main Fund	1/1/2024	4/1/2024	Chacha #39	2,325	Due on Apr 08, 2024
AFC - Chacha Total					6,974	
Lee Pei - Chacha	Main Fund	11/1/2023	4/1/2024	Chacha #37	182	Due on Apr 08, 2024
Lee Pei - Chacha	Main Fund	12/1/2023	4/1/2024	Chacha #38	182	Due on Apr 08, 2024
Lee Pei - Chacha	Main Fund	1/1/2024	4/1/2024	Chacha #39	182	Due on Apr 08, 2024
Lee Pei - Chacha Total					546	
Sasada - Chacha	Main Fund	11/1/2023	4/1/2024	Chacha #37	273	Due on Apr 08, 2024
Sasada - Chacha	Main Fund	12/1/2023	4/1/2024	Chacha #38	273	Due on Apr 08, 2024
Sasada - Chacha	Main Fund	1/1/2024	4/1/2024	Chacha #39	273	Due on Apr 08, 2024
Sasada - Chacha Total					819	
Silverstrand - Chacha	Main Fund	11/1/2023	4/1/2024	Chacha #37	910	Due on Apr 08, 2024
Silverstrand - Chacha	Main Fund	12/1/2023	4/1/2024	Chacha #38	910	Due on Apr 08, 2024
Silverstrand - Chacha	Main Fund	1/1/2024	4/1/2024	Chacha #39	910	Due on Apr 08, 2024
Silverstrand - Chacha Total					2,729	
Tee - Chacha	Main Fund	11/1/2023	4/1/2024	Chacha #37	455	Due on Apr 08, 2024
Tee - Chacha	Main Fund	12/1/2023	4/1/2024	Chacha #38	455	Due on Apr 08, 2024
Tee - Chacha	Main Fund	1/1/2024	4/1/2024	Chacha #39	455	Due on Apr 08, 2024
Tee - Chacha Total					1,364	
Highlands - Ecofiltro	Main Fund	12/15/2023	4/15/2024	Ecofiltro #61	2,057	Due on Apr 22, 2024
Highlands - Ecofiltro Total					2,057	
Thrive - Ecofiltro	Main Fund	12/15/2023	4/15/2024	Ecofiltro #61	672	Due on Apr 22, 2024
Thrive - Ecofiltro Total					672	
Grand Total					\$ 367,629	

Loans Payable (Investors) Schedule

As of December 31, 2023



Investor	Fund Category	Loan Amount		Accumulated Payments made as of 12/31/2022		Balance as of 1/1/2023		Accumulated Payments 1/1/2023 - 12/31/2023 (current)		Balance as of 12/31/2023 (current)	
		Principal (Loans Payable - Long Term)	Interest	Principal	Interest	Principal	Interest	Principal	Interest	Principal	Interest
Swift	Main Fund	\$500,000	\$38,308	\$ 386,917	\$ 36,039	\$113,083	\$2,269	\$ 75,013	\$ 1,888	\$38,070	\$381
Skees	Main Fund	50,000	2,791	50,000	2,791	-	-	-	-	-	-
Eagles Wings	Main Fund	50,000	3,831	31,338	3,597	18,662	234	7,353	337	11,308	(102)
IA- Visram	Main Fund	25,000	1,915	15,669	1,634	9,331	281	3,660	171	5,671	111
IA Coffey Carboy	Main Fund	25,000	1,915	25,000	1,915	-	-	-	-	-	-
Tides Higgins	Main Fund	200,000	15,323	110,864	12,178	89,136	3,145	29,123	1,638	60,013	1,508
Halloran Trust	Main Fund	100,000	7,662	48,259	6,369	51,741	1,293	14,417	963	37,323	330
Tides Younger	Main Fund	250,000	19,154	138,580	15,222	111,420	3,932	36,403	2,047	75,016	1,885
IA 3:23	Main Fund	100,000	7,662	48,259	5,571	51,741	2,091	14,256	980	37,485	1,110
Arthur B Schultz	Main Fund	50,000	3,831	20,579	2,492	29,421	1,339	7,137	553	22,284	786
Seton Enablement Fund	Main Fund	90,000	11,190	21,830	7,615	68,170	3,575	11,412	1,960	56,757	1,615
ACF-GeoFund	Main Fund	100,000	7,662	34,126	4,324	65,874	3,337	14,133	1,247	51,741	2,090
Missionary Sisters/Cabrini	Main Fund	100,000	5,582	38,810	3,423	61,190	2,159	19,992	1,124	41,198	1,035
Tides-Younger 2	Main Fund	125,000	9,482	33,956	4,495	91,044	4,987	17,491	1,734	73,553	3,253
University Impact Coffey Carboy	Main Fund	18,334	1,023	5,310	497	13,024	526	3,629	242	9,395	284
DF Impact Capital, LLC	Main Fund	75,000	-	5,357	-	69,643	-	10,714	-	58,929	-
The Peter Giovale Trust - MF	Main Fund	50,000	-	3,571	-	46,429	-	7,143	-	39,286	-
Tides - Higgins 2	Main Fund	50,000	3,831	-	-	50,000	3,831	6,724	967	43,276	2,864
Tides - PagerDuty	Main Fund	100,000	-	-	-	-	-	7,143	-	92,857	-
Tides - Younger 3	Main Fund	250,000	-	-	-	-	-	-	-	250,000	-
Capital Mazapil USA LLC	Main Fund	200,000	-	-	-	-	-	-	-	200,000	-
Advanta-Tsunoda	Main Fund	10,000	-	-	-	-	-	-	-	10,000	-
Total		\$ 2,518,334	\$ 141,162	\$ 1,018,428	\$ 108,161	\$939,906	\$ 33,001	\$ 285,744	\$ 15,852	\$ 1,214,162	\$17,150

Investor	Fund Category	Current Portion		Interest		Balance - Loans Payable - Long Term as of 12/31/2023	
		Principal (Loans Payable - Short Term)	Interest (Interest Payable - Loans)	Interest Expense	Interest (Accrued Interest Payable - Loans)	Loans Payable Principal Paid	Net Loans Payable Principal Balance
Swift	Main Fund	\$ -	\$ -	\$ 126	\$ -	\$ 461,930	\$38,070
Skees	Main Fund	-	-	-	-	50,000	-
Eagles Wings	Main Fund	-	-	19	19	38,692	11,308
IA- Visram	Main Fund	-	-	10	29	19,329	5,671
IA Coffey Carboy	Main Fund	-	-	-	-	25,000	-
Tides Higgins	Main Fund	-	-	100	100	139,987	60,013
Halloran Trust	Main Fund	-	-	62	311	62,677	37,323
Tides Younger	Main Fund	-	-	156	-	174,984	75,016
IA 3:23	Main Fund	-	-	64	319	62,515	37,485
Arthur B Schultz	Main Fund	-	-	37	149	27,716	22,284
Seton Enablement Fund	Main Fund	-	-	156	0	33,243	56,757
ACF-GeoFund	Main Fund	-	-	86	173	48,259	51,741
Missionary Sisters/Cabrini	Main Fund	-	-	69	343	58,802	41,198
Tides-Younger 2	Main Fund	-	-	123	613	51,447	73,553
University Impact Coffey Carboy	Main Fund	-	-	16	31	8,939	9,395
DF Impact Capital, LLC	Main Fund	-	-	-	-	16,071	58,929
The Peter Giovale Trust - MF	Main Fund	-	-	-	-	10,714	39,286
Tides - Higgins 2	Main Fund	-	-	72	216	6,724	43,276
Tides - PagerDuty	Main Fund	-	-	-	-	7,143	92,857
Tides - Younger 3	Main Fund	-	-	-	-	-	250,000
Capital Mazapil USA LLC	Main Fund	-	-	-	-	-	200,000
Advanta-Tsunoda	Main Fund	-	-	17	133	-	10,000
Total		\$ -	\$ -	\$ 1,112	\$ 2,436	\$ 1,304,172	\$1,214,162

Beneficial Returns, LLC

Recoverable Grants Payable Schedule

As of December 31, 2023



Date	Guarantor	Fund	Amount	Repayment	Description
04/05/2021	Realize Impact	Main Fund	\$ 9,750	08/05/2027	Recoverable grant from Realize Impact (Rall)
04/05/2021	Realize Impact	Main Fund	9,750	08/05/2027	Recoverable grant from Realize Impact (Voelbel)
04/20/2021	University Impact	Main Fund	30,000	04/15/2028	Recoverable grant from University Impact
12/27/2022	The Sunshine Foundation	Main Fund	50,000	Every December 31 from year 2023 to 2029	Recoverable grant from The Sunshine Foundation
01/06/2023	Realize Impact (Rall)	Main Fund	9,500	01/01/2030	Recoverable grant from Realize Impact (Rall)
12/06/2023	Realize Impact	Main Fund	249,500	12/01/2030	Recoverable grant from Realize Impact (Impact Assets 3.23)
12/06/2023	Realize Impact	Main Fund	99,500	12/01/2030	Recoverable grant from Realize Impact (Vanguard Hattendorf Kau)
Total Recoverable Grants Payable - Main Fund			458,000		
10/18/2019	RSF Social Finance	Reciprocity Fund	500,000	10/10/2026	Recoverable Grant was recommended by the Cold Mountain Fund of RSF Social Finance
04/27/2021	DF Impact Capital, LLC	Reciprocity Fund	25,000	04/30/2028	Loan guarantee from DF Impact Capital, LLC
07/06/2021	Social Capital Foundation	Reciprocity Fund	236,160	The earliest of (a) termination of this Grant Agreement, (b) liquidation and dissolution of the Reciprocity Fund and/or Beneficial Returns, LLC and (c) 04/2028	Recoverable Grant from Social Capital Foundation
12/21/2021	SK2 Fund, Inc.	Reciprocity Fund	25,000	The earliest of (a) termination of this Grant Agreement, (b) liquidation and dissolution of the Reciprocity Fund and / or Beneficial Returns, LLC and (c) 12/31/2028	Recoverable Grant from SK2 Fund, Inc.
03/17/2022	Social Capital Foundation	Reciprocity Fund	163,840	The earliest of (a) termination of this Grant Agreement, (b) liquidation and dissolution of the Reciprocity Fund and/or Beneficial Returns, LLC and (c) 04/2028	Recoverable Grant from Social Capital Foundation
04/13/2022	DF Impact Capital, LLC	Reciprocity Fund	75,000	04/15/2029	Recoverable Grant from DF Impact Capital, LLC
05/18/2022	SK2 Fund, Inc.	Reciprocity Fund	25,000	The earliest of (a) termination of this Grant Agreement, (b) liquidation and dissolution of the Reciprocity Fund and / or Beneficial Returns, LLC and (c) 12/31/2028	Recoverable Grant from SK2 Fund, Inc.
06/07/2022	Perry Boyle	Reciprocity Fund	1,000	The earliest of (a) termination of this Grant Agreement, (b) liquidation and dissolution of the Reciprocity Fund and / or Beneficial Returns, LLC and (c) 5/1/2029	Recoverable grant from Realize Impact (Perry Boyle)
07/21/2022	Roulac	Reciprocity Fund	25,000	The earliest of (a) termination of this Grant Agreement, (b) liquidation and dissolution of the Reciprocity Fund and / or Beneficial Returns, LLC and (c) 5/1/2029	Recoverable grant from University Impact (Roulac)
08/31/2022	The Peter Giovale Trust	Reciprocity Fund	75,000	02/14/2029	Recoverable grant from The Peter Giovale Trust
09/13/2022	Mycorrhizal Fund	Reciprocity Fund	249,500	10/01/2029	Recoverable grant from Mycorrhizal Fund.
11/23/2022	University Impact	Reciprocity Fund	19,500	The earliest of (a) termination of this Grant Agreement, (b) liquidation and dissolution of the Reciprocity Fund and / or Beneficial Returns, LLC and (c) 12/1/2029	Recoverable grant from University Impact
12/31/2022	RSF Social Finance	Reciprocity Fund	(16,000)	N/A	Legal and Professional Fees to credit committee
02/13/2023	Harry Halloran Trust	Reciprocity Fund	100,000	The earliest of (a) termination of this Grant Agreement, (b) liquidation and dissolution of the Reciprocity Fund and / or Beneficial Returns, LLC and (c) 12/31/2029	Recoverable grant from Harry Halloran Trust
05/31/2023	The Mott-Warsh	Reciprocity Fund	200,000	06/01/2023	Recoverable grant from The Mott-Warsh
Total Recoverable Grants Payable - Reciprocity Fund			1,704,000		
04/27/2021	Eric Carlson	Truss Fund 2.0	99,500	05/01/2028	Recoverable Grant from Eric Carlson
04/27/2021	The Hariths (Sundar Ramamurthy)	Truss Fund 2.0	49,500	05/01/2028	Recoverable grant from The Hariths (Sundar Ramamurthy)
04/27/2021	John O'Keefe	Truss Fund 2.0	25,738	05/01/2028	Recoverable Grant from John O'Keefe
04/27/2021	Steven White	Truss Fund 2.0	15,161	05/01/2028	Recoverable Grant from Steven White
04/27/2021	Jurgen Annevelink & Elsbeth TeBrake	Truss Fund 2.0	9,750	05/01/2028	Recoverable Grant from Jurgen Annevelink & Elsbeth TeBrake
06/09/2021	Realize Impact	Truss Fund 2.0	513,500	07/01/2028	Recoverable Grant from Realize Impact
08/20/2021	Santa Clara University	Truss Fund 2.0	15,000	No repayment schedule in agreement	Support agreement from Santa Clara University
09/14/2021	Realize Impact	Truss Fund 2.0	92,000	05/01/2028	Recoverable Grant from Realize Impact
04/27/2022	Realize Impact	Truss Fund 2.0	29,500	05/01/2028	Recoverable Grant from Realize Impact - Appgar
04/27/2022	Realize Impact	Truss Fund 2.0	24,500	05/01/2028	Recoverable Grant from Realize Impact - Tsui
04/27/2022	Realize Impact	Truss Fund 2.0	99,500	05/01/2028	Recoverable Grant from Realize Impact - Miller
08/21/2023	Marion Mary Ngoya	Truss Fund 2.0	(1,000)	N/A	Annual honorarium
08/31/2023	White	Truss Fund 2.0	10,579	N/A	Reinvestment of TF1 Guarantors to TF2
08/31/2023	Carsten	Truss Fund 2.0	35,444	N/A	Reinvestment of TF1 Guarantors to TF2
08/31/2023	Capcon	Truss Fund 2.0	71,247	N/A	Reinvestment of TF1 Guarantors to TF2
08/31/2023	Bisconti	Truss Fund 2.0	107,049	N/A	Reinvestment of TF1 Guarantors to TF2
08/31/2023	Miller	Truss Fund 2.0	107,049	N/A	Reinvestment of TF1 Guarantors to TF2
08/31/2023	Miller Center	Truss Fund 2.0	7,160	N/A	Reinvestment of TF1 Guarantors to TF2
09/18/2023	Marion Mary Ngoya	Truss Fund 2.1	1,000	N/A	Annual honorarium
Total Recoverable Grants Payable - Truss Fund 2.0			1,312,178		
09/20/2022	Realize Impact	Miller Center Invest	243,750	08/30/2029, unless earlier terminated pursuant to Section	Recoverable Grant from Realize Impact
10/31/2022	Realize Impact	Miller Center Invest	63,000	12/01/2029	Recoverable Grant from Realize Impact
11/30/2022	Realize Impact	Miller Center Invest	(4,778)	N/A	Fund Management Income
01/01/2023	Realize Impact	Miller Center Invest	(2,606)	N/A	Fund Management Income
02/24/2023	Realize Impact - Haiduck	Miller Center Invest	9,500	11/01/2029	Recoverable Grant from Realize Impact - Haiduck
02/24/2023	Realize Impact - White	Miller Center Invest	15,000	11/01/2029	Recoverable Grant from Realize Impact - White
02/24/2023	Realize Impact - Tsui	Miller Center Invest	24,500	11/01/2029	Recoverable Grant from Realize Impact - Tsui
02/24/2023	Realize Impact - Foster	Miller Center Invest	9,500	11/01/2029	Recoverable Grant from Realize Impact - Foster
02/24/2023	Realize Impact - O'Keefe	Miller Center Invest	22,505	11/01/2029	Recoverable Grant from Realize Impact - O'Keefe
02/24/2023	Realize Impact - Chandra Foundation	Miller Center Invest	5,000	11/01/2029	Recoverable Grant from Realize Impact - Chandra Foundation
02/24/2023	Realize Impact - Caton	Miller Center Invest	22,000	11/01/2029	Recoverable Grant from Realize Impact - Caton
03/31/2023	Realize Impact	Miller Center Invest	(2,606)	N/A	Fund Management Income
05/17/2023	Realize Impact - McGuire	Miller Center Invest	48,750	Pending copy of agreement.	Recoverable Grant from Realize Impact - McGuire
05/22/2023	Realize Impact - McGuire	Miller Center Invest	199,500	06/01/2030	Recoverable Grant from Realize Impact - McGuire
06/30/2023	Realize Impact	Miller Center Invest	(9,963)	N/A	Fund Management Income
08/25/2023	MC Invest - SB2 Participation	Miller Center Invest	(50,000)	N/A	Participation to SB2
08/29/2023	Mainak Kumarchakraborty	Miller Center Invest	(1,000)	N/A	Annual honorarium
08/29/2023	Impact Africa Consulting Ltd	Miller Center Invest	(1,000)	N/A	Annual honorarium
08/30/2023	Morgan Babbs	Miller Center Invest	(1,000)	N/A	Annual honorarium
08/31/2023	Stayner	Miller Center Invest	10,000	N/A	Reinvestment of TF1 Guarantors to Miller Center Invest
08/31/2023	Sobrato	Miller Center Invest	107,049	N/A	Reinvestment of TF1 Guarantors to Miller Center Invest
09/08/2023	Sola Adeola	Miller Center Invest	(1,000)	N/A	Annual honorarium
09/18/2023	Marion Mary Ngoya	Miller Center Invest	(1,000)	N/A	Annual honorarium
09/29/2023	MC Invest	Miller Center Invest	1,075	N/A	Participation payment - Sistema Bio 2 loan (#1,2,3)
10/31/2023	MC Invest	Miller Center Invest	(9,936)	N/A	Fund Management Income
12/31/2023	MC Invest	Miller Center Invest	(12,117)	N/A	Fund Management Income
12/31/2023	MC Invest	Miller Center Invest	15,623	N/A	Reclassification of Interest Income of MC Invest for the year 2023
Total Recoverable Grants Payable - The Miller Center Invest Fund			699,747		
10/18/2022	Richemont International	Cartier	971	No repayment schedule in agreement	Recoverable Grant from Cartier
10/24/2022	Richemont International	Cartier	531,968	No repayment schedule in agreement	Recoverable Grant from Cartier
10/27/2022	Richemont International	Cartier	540,749	No repayment schedule in agreement	Recoverable Grant from Cartier
11/30/2022	Richemont International	Cartier	(44,005)	N/A	Management Fee payment (April - Sep 2022)
05/09/2023	Richemont International	Cartier	551,750	No repayment schedule in agreement	Recoverable Grant from Cartier
05/09/2023	Richemont International	Cartier	1,414	No repayment schedule in agreement	CreCom - Recoverable Grants CWI (excess)
05/16/2023	Richemont International	Cartier	(44,649)	N/A	Management Fee payment (Oct 2022 - Mar 2023)
Total Recoverable Grants Payable - Cartier			1,538,198		
TOTAL			\$ 5,712,122		

Beneficial Returns, LLC

Interest Earned from the Banks Schedule

For the YTD ended December 31, 2023



Beneficial Returns

Date	Bank	Description	Fund	Amount	Scrubbed Notes
01/31/2022	Native American Bank	Interest Added Back	Reciprocity Fund	4	Not yet transferred to Amalgamated
02/28/2022	Native American Bank	Interest Added Back	Reciprocity Fund	4	Not yet transferred to Amalgamated
02/28/2022	Native American Bank	Interest Added Back	Reciprocity Fund	25	Not yet transferred to Amalgamated
03/31/2022	Native American Bank	Interest Added Back	Reciprocity Fund	4	Not yet transferred to Amalgamated
04/30/2022	Native American Bank	Interest Added Back	Reciprocity Fund	5	Not yet transferred to Amalgamated
05/31/2022	Native American Bank	Interest Added Back	Reciprocity Fund	24	Not yet transferred to Amalgamated
05/31/2022	Native American Bank	Interest Added Back	Reciprocity Fund	4	Not yet transferred to Amalgamated
06/30/2022	Native American Bank	Interest Added Back	Reciprocity Fund	4	Not yet transferred to Amalgamated
07/31/2022	Native American Bank	Interest Added Back	Reciprocity Fund	4	Not yet transferred to Amalgamated
08/26/2022	Native American Bank	Interest Added Back	Reciprocity Fund	25	Not yet transferred to Amalgamated
08/30/2022	Native American Bank	Interest Added Back	Reciprocity Fund	4	Not yet transferred to Amalgamated
09/30/2022	Native American Bank	Interest Added Back	Reciprocity Fund	4	Not yet transferred to Amalgamated
10/28/2022	Native American Bank	Interest Added Back	Reciprocity Fund	4	Not yet transferred to Amalgamated
11/28/2022	Native American Bank	Interest Added Back	Reciprocity Fund	25	Not yet transferred to Amalgamated
11/30/2022	Native American Bank	Interest Added Back	Reciprocity Fund	13	Not yet transferred to Amalgamated
12/31/2022	Native American Bank	Interest Added Back	Reciprocity Fund	12	Not yet transferred to Amalgamated
01/31/2023	Native American Bank	Interest Added Back	Reciprocity Fund	13	Not yet transferred to Amalgamated
02/28/2023	Native American Bank	Interest Added Back	Reciprocity Fund	101	Not yet transferred to Amalgamated
02/28/2023	Native American Bank	Interest Added Back	Reciprocity Fund	12	Not yet transferred to Amalgamated
03/31/2023	Native American Bank	Interest Added Back	Reciprocity Fund	12	Not yet transferred to Amalgamated
03/31/2023	Native American Bank	Interest Added Back	Reciprocity Fund	65	Not yet transferred to Amalgamated
04/30/2023	Native American Bank	Interest Added Back	Reciprocity Fund	72	Not yet transferred to Amalgamated
04/30/2023	Native American Bank	Interest Added Back	Reciprocity Fund	14	Not yet transferred to Amalgamated
05/31/2023	Native American Bank	Interest Added Back	Reciprocity Fund	70	Not yet transferred to Amalgamated
05/31/2023	Native American Bank	Interest Added Back	Reciprocity Fund	85	Not yet transferred to Amalgamated
06/30/2023	Native American Bank	Interest Added Back	Reciprocity Fund	72	Not yet transferred to Amalgamated
06/30/2023	Native American Bank	Interest Added Back	Reciprocity Fund	88	Not yet transferred to Amalgamated
07/31/2023	Native American Bank	Interest Added Back	Reciprocity Fund	85	Not yet transferred to Amalgamated
07/31/2023	Native American Bank	Interest Added Back	Reciprocity Fund	70	Not yet transferred to Amalgamated
08/31/2023	Native American Bank	Interest Added Back	Reciprocity Fund	73	Not yet transferred to Amalgamated
08/31/2023	Native American Bank	Interest Added Back	Reciprocity Fund	88	Not yet transferred to Amalgamated
09/30/2023	Native American Bank	Interest Added Back	Reciprocity Fund	73	Not yet transferred to Amalgamated
09/30/2023	Native American Bank	Interest Added Back	Reciprocity Fund	89	Not yet transferred to Amalgamated
10/27/2023	Native American Bank	Interest Added Back	Reciprocity Fund	71	Not yet transferred to Amalgamated
10/27/2023	Native American Bank	Interest Added Back	Reciprocity Fund	86	Not yet transferred to Amalgamated
11/28/2023	Native American Bank	Interest Added Back	Reciprocity Fund	73	Not yet transferred to Amalgamated
11/30/2023	Native American Bank	Interest Added Back	Reciprocity Fund	111	Not yet transferred to Amalgamated
12/28/2023	Native American Bank	Interest Added Back	Reciprocity Fund	71	Not yet transferred to Amalgamated
12/28/2023	Native American Bank	Interest Added Back	Reciprocity Fund	107	Not yet transferred to Amalgamated
Total Interest Earned from Native American Bank Not Yet Transferred to Amalgamated (TRF)				1,844	
06/30/2022	Clean Energy	Deposit Dividend Annual Percentage Yield Earned: 0.50% (April to June 2022)	Main Fund	115	Not yet transferred to Amalgamated
08/31/2022	Clean Energy	Deposit Dividend Annual Percentage Yield Earned: 0.50% (July to August 2022)	Main Fund	85	Not yet transferred to Amalgamated
09/30/2022	Clean Energy	Deposit Dividend Annual Percentage Yield Earned: 0.50% (September 2022)	Main Fund	41	Not yet transferred to Amalgamated
10/31/2022	Clean Energy	Deposit Dividend Annual Percentage Yield Earned: 0.50% (October 2022)	Main Fund	43	Not yet transferred to Amalgamated
11/30/2022	Clean Energy	Deposit Dividend Annual Percentage Yield Earned: 0.50% (November 2022)	Main Fund	41	Not yet transferred to Amalgamated
12/31/2022	Clean Energy	Deposit Dividend Annual Percentage Yield Earned: 0.50% (December 2022)	Main Fund	43	Not yet transferred to Amalgamated
01/31/2023	Clean Energy	Deposit Dividend Annual Percentage Yield Earned: 0.50% (January 2023)	Main Fund	43	Not yet transferred to Amalgamated
02/28/2023	Clean Energy	Deposit Dividend Annual Percentage Yield Earned: 0.50% (February 2023)	Main Fund	39	Not yet transferred to Amalgamated
03/31/2023	Clean Energy	Deposit Dividend Annual Percentage Yield Earned: 0.50% (March 2023)	Main Fund	52	Not yet transferred to Amalgamated
04/30/2023	Clean Energy	Deposit Dividend Annual Percentage Yield Earned: 0.50% (April 2023)	Main Fund	250	Not yet transferred to Amalgamated
05/31/2023	Clean Energy	Deposit Dividend Annual Percentage Yield Earned: 0.50% (May 2023)	Main Fund	338	Not yet transferred to Amalgamated
6/31/2023	Clean Energy	Deposit Dividend Annual Percentage Yield Earned: 0.50% (June 2023)	Main Fund	328	Not yet transferred to Amalgamated
07/31/2023	Clean Energy	Deposit Dividend Annual Percentage Yield Earned: 0.50% (July 2023)	Main Fund	340	Not yet transferred to Amalgamated
08/31/2023	Clean Energy	Deposit Dividend Annual Percentage Yield Earned: 0.50% (August 2023)	Main Fund	341	Not yet transferred to Amalgamated
09/30/2023	Clean Energy	Deposit Dividend Annual Percentage Yield Earned: 0.50% (September 2023)	Main Fund	331	Not yet transferred to Amalgamated
10/31/2023	Clean Energy	Deposit Dividend Annual Percentage Yield Earned: 0.50% (October 2023)	Main Fund	344	Not yet transferred to Amalgamated
11/29/2023	Clean Energy	Deposit Dividend Annual Percentage Yield Earned: 0.50% (November 2023)	Main Fund	334	Not yet transferred to Amalgamated
12/29/2023	Clean Energy	Deposit Dividend Annual Percentage Yield Earned: 0.50% (December 2023)	Main Fund	346	Not yet transferred to Amalgamated
Total Interest Earned from the Clean Energy Not Yet Transferred to Amalgamated (MF)				3,454	
03/31/2023	Fidelity Investments	Dividend Received (March 2023)	Main Fund	418	Not yet transferred to Amalgamated
04/30/2023	Fidelity Investments	Dividend Received (April 2023)	Main Fund	1,089	Not yet transferred to Amalgamated
06/01/2023	Fidelity Investments	Dividend Received (May 2023)	Main Fund	6	Not yet transferred to Amalgamated
06/30/2023	Fidelity Investments	Dividend Received (June 2023)	Main Fund	337	Not yet transferred to Amalgamated
07/31/2023	Fidelity Investments	Dividend Received (July 2023)	Main Fund	1,803	Not yet transferred to Amalgamated
08/31/2023	Fidelity Investments	Dividend Received (August 2023)	Main Fund	2,792	Not yet transferred to Amalgamated
09/30/2023	Fidelity Investments	Dividend Received (September 2023)	Main Fund	4,329	Not yet transferred to Amalgamated
10/31/2023	Fidelity Investments	Dividend Received (October 2023)	Main Fund	7,197	Not yet transferred to Amalgamated
11/30/2023	Fidelity Investments	Dividend Received (November 2023)	Main Fund	7,563	Not yet transferred to Amalgamated
12/29/2023	Fidelity Investments	Dividend Received (December 2023)	Main Fund	7,201	Not yet transferred to Amalgamated
Total Interest Earned from the Fidelity Government Money Market to Amalgamated (MF)				32,735	
03/31/2023	IntraFi Cash Services	Interest Capitalization (March 2023)	Main Fund	464	Not yet transferred to Amalgamated
04/30/2023	IntraFi Cash Services	Interest Capitalization (April 2023)	Main Fund	688	Not yet transferred to Amalgamated
05/31/2023	IntraFi Cash Services	Interest Capitalization (May 2023)	Main Fund	657	Not yet transferred to Amalgamated
06/30/2023	IntraFi Cash Services	Interest Capitalization (June 2023)	Main Fund	24	Not yet transferred to Amalgamated
07/31/2023	IntraFi Cash Services	Interest Capitalization (July 2023)	Main Fund	2	Not yet transferred to Amalgamated
08/31/2023	IntraFi Cash Services	Interest Capitalization (August 2023)	Main Fund	2	Not yet transferred to Amalgamated
09/30/2023	IntraFi Cash Services	Interest Capitalization (September 2023)	Main Fund	2	Not yet transferred to Amalgamated
10/31/2023	IntraFi Cash Services	Interest Capitalization (October 2023)	Main Fund	2	Not yet transferred to Amalgamated
11/30/2023	IntraFi Cash Services	Interest Capitalization (November 2023)	Main Fund	2	Not yet transferred to Amalgamated
12/29/2023	IntraFi Cash Services	Interest Capitalization (December 2023)	Main Fund	2	Not yet transferred to Amalgamated
Total Interest Earned from the IntraFi Cash Service Not Yet Transferred to Amalgamated (MF)				1,724	
11/30/2022	Clean Energy	Deposit Dividend Annual Percentage Yield Earned: 0.50% (November 2022)	Cartier Fund	259	Not yet transferred to Amalgamated
12/31/2022	Clean Energy	Deposit Dividend Annual Percentage Yield Earned: 0.50% (December 2022)	Cartier Fund	893	Not yet transferred to Amalgamated
01/31/2023	Clean Energy	Deposit Dividend Annual Percentage Yield Earned: 0.50% (January 2023)	Cartier Fund	895	Not yet transferred to Amalgamated
02/28/2023	Clean Energy	Deposit Dividend Annual Percentage Yield Earned: 0.50% (February 2023)	Cartier Fund	811	Not yet transferred to Amalgamated
03/31/2023	Clean Energy	Deposit Dividend Annual Percentage Yield Earned: 0.50% (March 2023)	Cartier Fund	900	Not yet transferred to Amalgamated
04/30/2023	Clean Energy	Deposit Dividend Annual Percentage Yield Earned: 0.50% (April 2023)	Cartier Fund	874	Not yet transferred to Amalgamated
05/31/2023	Clean Energy	Deposit Dividend Annual Percentage Yield Earned: 0.50% (May 2023)	Cartier Fund	924	Not yet transferred to Amalgamated
06/30/2023	Clean Energy	Deposit Dividend Annual Percentage Yield Earned: 0.50% (June 2023)	Cartier Fund	929	Not yet transferred to Amalgamated
07/31/2023	Clean Energy	Deposit Dividend Annual Percentage Yield Earned: 0.50% (July 2023)	Cartier Fund	963	Not yet transferred to Amalgamated
08/31/2023	Clean Energy	Deposit Dividend Annual Percentage Yield Earned: 0.50% (August 2023)	Cartier Fund	966	Not yet transferred to Amalgamated
09/30/2023	Clean Energy	Deposit Dividend Annual Percentage Yield Earned: 0.50% (September 2023)	Cartier Fund	938	Not yet transferred to Amalgamated
10/31/2023	Clean Energy	Deposit Dividend Annual Percentage Yield Earned: 0.50% (October 2023)	Cartier Fund	972	Not yet transferred to Amalgamated
10/31/2023	Clean Energy	Deposit Dividend Annual Percentage Yield Earned: 0.50% (November 2023)	Cartier Fund	952	Not yet transferred to Amalgamated
Total Interest Earned from the Clean Energy Not Yet Transferred to Amalgamated (CF)				11,276	
06/30/2023	Fidelity Investments	Accrued Interest Income (April-June 2023)	Main Fund	10,878	Not yet collected
07/31/2023	Fidelity Investments	Accrued Interest Income (July 2023)	Main Fund	4,579	Not yet collected
09/30/2023	Fidelity Investments	Accrued Interest Income (Aug-Sep 2023)	Main Fund	1,588	Not yet collected
09/30/2023	Fidelity Investments	Accrued Interest Income (Aug-Sep 2023)	Main Fund	1,381	Not yet collected
09/30/2023	Fidelity Investments	Accrued Interest Income (Aug-Sep 2023)	Main Fund	1,179	Not yet collected
09/30/2023	Fidelity Investments	Accrued Interest Income (Aug-Sep 2023)	Main Fund	1,366	Not yet collected
10/31/2023	Fidelity Investments	Accrued Interest Income (October 2023)	Main Fund	286	Not yet collected
Total Interest Earned from the Fidelity Short-Term Investments to Amalgamated (MF)				21,258	

Less: Total Interest Earned from the Banks - 2021

76

Beneficial Returns, LLC

Interest Earned from the Banks Schedule

For the YTD ended December 31, 2023



Beneficial Returns

Date	Bank	Description	Fund	Amount	Scrubbed Notes
Less: Total Interest Earned from the Banks - 2022				1,686	
Total Interest Earned from Banks - 2023 (All funds)				\$ 70,529	

Beneficial Returns, LLC
Interest Income from The Reciprocity Fund
 For the YTD ended December 31, 2023



Beneficial Returns

Date	Description	Fund	Amount	Date Collected	Scrubbed Notes	
08/21/2023	To record Interest Income from PT Kawanasai Sehat Dasacatur - Aug 2023	Reciprocity Fund	667	10/30/2023	Collected/Not yet transferred to Amalgamated	
08/21/2023	To record Interest Income from Arte Colibri - Aug 2023	Reciprocity Fund	133	12/05/2023	Collected/Not yet transferred to Amalgamated	
09/05/2023	To record Interest Income from CENCOIC 2 - Sep 2023	Reciprocity Fund	667	10/05/2023	Collected/Not yet transferred to Amalgamated	
09/05/2023	To record Interest Income from Someone Somewhere - Sep 2023	Reciprocity Fund	267	09/13/2023	Collected/Not yet transferred to Amalgamated	
09/05/2023	To record Interest Income from Winaik3 - Sep 2023	Reciprocity Fund	198	10/17/2023	Collected/Not yet transferred to Amalgamated	
09/15/2023	To record Interest Income from Batall Maya 3 - Sep 2023	Reciprocity Fund	600	11/15/2023	Collected/Not yet transferred to Amalgamated	
09/15/2023	To record Interest Income from Forest Wise 2 - Sep 2023	Reciprocity Fund	354	10/04/2023	Collected/Not yet transferred to Amalgamated	
09/15/2023	To record Interest Income from PT Kawanasai Sehat Dasacatur - Sep 2023	Reciprocity Fund	667	10/30/2023	Collected/Not yet transferred to Amalgamated	
09/15/2023	To record Interest Income from Tercer Milenio - Sep 2023	Reciprocity Fund	667	10/13/2023	Collected/Not yet transferred to Amalgamated	
09/15/2023	To record Interest Income from UOPROCAE - Sep 2023	Reciprocity Fund	172	10/30/2023	Collected/Not yet transferred to Amalgamated	
09/15/2023	To record Interest Income from COOPAVAM - Sep 2023	Reciprocity Fund	500	11/21/2023	Collected/Not yet transferred to Amalgamated	
09/15/2023	To record Interest Income from Bean - Sep 2023	Reciprocity Fund	\$	583	09/05/2023	Collected/Not yet transferred to Amalgamated

Interest Income from The Truss Fund 1.0

For the YTD ended December 31, 2023



Date	Description	Fund	Amount	Scrubbed Notes
07/15/2021	Accrual of Interest Income from Wana Energy - Jul 2021	Truss Fund 1.0	\$ 76	Not yet collected/Written-off - 8/31/2023
08/15/2021	Accrual of Interest Income from Wana Energy - Aug 2021	Truss Fund 1.0	76	Not yet collected/Written-off - 8/31/2023
09/15/2021	Accrual of Interest Income from Wana Energy - Sep 2021	Truss Fund 1.0	76	Not yet collected/Written-off - 8/31/2023
10/15/2021	Accrual of Interest Income from Wana Energy - Oct 2021	Truss Fund 1.0	76	Not yet collected/Written-off - 8/31/2023
11/15/2021	Accrual of Interest Income from Wana Energy - Nov 2021	Truss Fund 1.0	64	Not yet collected/Written-off - 8/31/2023
12/15/2021	Accrual of Interest Income from Wana Energy - Dec 2021	Truss Fund 1.0	64	Not yet collected/Written-off - 8/31/2023
01/15/2022	Accrual of Interest Income from Wana Energy - Jan 2022	Truss Fund 1.0	64	Not yet collected/Written-off - 8/31/2023
02/15/2022	Accrual of Interest Income from Wana Energy - Feb 2022	Truss Fund 1.0	51	Not yet collected/Written-off - 8/31/2023
03/15/2022	Accrual of Interest Income from Wana Energy - Mar 2022	Truss Fund 1.0	51	Not yet collected/Written-off - 8/31/2023
04/15/2022	Accrual of Interest Income from Wana Energy - Apr 2022	Truss Fund 1.0	51	Not yet collected/Written-off - 8/31/2023
05/15/2022	Accrual of Interest Income from iKure - May 2022	Truss Fund 1.0	22	Not yet collected/Written-off - 8/31/2023
05/15/2022	Accrual of Interest Income from iKure2 - May 2022	Truss Fund 1.0	18	Not yet collected/Written-off - 8/31/2023
05/15/2022	Accrual of Interest Income from Wana Energy - May 2022	Truss Fund 1.0	39	Not yet collected/Written-off - 8/31/2023
06/15/2022	Accrual of Interest Income from iKure - Jun 2022	Truss Fund 1.0	22	Not yet collected/Written-off - 8/31/2023
06/15/2022	Accrual of Interest Income from iKure2 - Jun 2022	Truss Fund 1.0	18	Not yet collected/Written-off - 8/31/2023
06/15/2022	Accrual of Interest Income from Wana Energy - Jun 2022	Truss Fund 1.0	39	Not yet collected/Written-off - 8/31/2023
07/15/2022	Accrual of Interest Income from iKure - July 2022	Truss Fund 1.0	22	Not yet collected/Written-off - 8/31/2023
07/15/2022	Accrual of Interest Income from iKure2 - July 2022	Truss Fund 1.0	18	Not yet collected/Written-off - 8/31/2023
07/15/2022	Accrual of Interest Income from Wana Energy - July 2022	Truss Fund 1.0	39	Not yet collected/Written-off - 8/31/2023
08/15/2022	Accrual of Interest Income from iKure - Aug 2022	Truss Fund 1.0	11	Not yet collected/Written-off - 8/31/2023
08/15/2022	Accrual of Interest Income from iKure2 - Aug 2022	Truss Fund 1.0	9	Not yet collected/Written-off - 8/31/2023
08/15/2022	Accrual of Interest Income from Wana Energy - Aug 2022	Truss Fund 1.0	26	Not yet collected/Written-off - 8/31/2023
09/15/2022	Accrual of Interest Income from iKure - Sep 2022	Truss Fund 1.0	11	Not yet collected/Written-off - 8/31/2023
09/15/2022	Accrual of Interest Income from iKure2 - Sep 2022	Truss Fund 1.0	9	Not yet collected/Written-off - 8/31/2023
09/15/2022	Accrual of Interest Income from Wana Energy - Sep 2022	Truss Fund 1.0	26	Not yet collected/Written-off - 8/31/2023
10/15/2022	Accrual of Interest Income from iKure - Oct 2022	Truss Fund 1.0	11	Not yet collected/Written-off - 8/31/2023
10/15/2022	Accrual of Interest Income from iKure2 - Oct 2022	Truss Fund 1.0	9	Not yet collected/Written-off - 8/31/2023
10/15/2022	Accrual of Interest Income from Wana Energy - Oct 2022	Truss Fund 1.0	26	Not yet collected/Written-off - 8/31/2023
12/30/2022	Accrual of Interest Income from Emerging Cooking - Dec 2022	Truss Fund 1.0	47	Not yet collected/Written-off - 8/31/2023
01/15/2023	Accrual of Interest Income from Inspiring Teachers - Jan 2023	Truss Fund 1.0	42	Not yet collected/Written-off - 3/31/2023
01/31/2023	Accrual of Interest Income from Emerging Cooking - Jan 2023	Truss Fund 1.0	47	Not yet collected/Written-off - 8/31/2023
02/15/2023	Accrual of Interest Income from Inspiring Teachers - Feb 2023	Truss Fund 1.0	42	Not yet collected/Written-off - 3/31/2023
03/15/2023	Accrual of Interest Income from Inspiring Teachers - Mar 2023	Truss Fund 1.0	42	Not yet collected/Written-off - 3/31/2023
Total Interest Income Not Yet Collected			1,240	
Total			1,240	
Less: Total Interest Income - 2021			432	
Less: Total Interest Income - 2022			636	
Total - 2023 (TF1)			\$ 172	

Interest Income from The MC Invest Fund

For the YTD ended December 31, 2023



Date	Description	Fund	Amount	Date Collected	Scrubbed Notes
03/15/2023	To record Interest Income from Nazava Water2 - Mar 2023	Miller Center Invest	\$ 531	06/12/2023	Collected/Not yet transferred to Amalgamated
04/15/2023	To record Interest Income from Nazava Water2 - Apr 2023	Miller Center Invest	531	06/12/2023	Collected/Not yet transferred to Amalgamated
05/15/2023	To record Interest Income from Nazava Water2 - May 2023	Miller Center Invest	531	06/12/2023	Collected/Not yet transferred to Amalgamated
06/15/2023	To record Interest Income from Nazava Water2 - Jun 2023	Miller Center Invest	531	09/29/2023	Collected/Not yet transferred to Amalgamated
07/05/2023	To record Interest Income from Nazava Water2 - Jul 2023	Miller Center Invest	531	09/29/2023	Collected/Not yet transferred to Amalgamated
08/05/2023	To record Interest Income from Nazava Water2 - Aug 2023	Miller Center Invest	531	09/29/2023	Collected/Not yet transferred to Amalgamated
09/05/2023	To record Interest Income from Nazava Water2 - Sep 2023	Miller Center Invest	531	09/29/2023	Collected/Not yet transferred to Amalgamated
10/05/2023	To record Interest Income from Nazava Water2 - Oct 2023	Miller Center Invest	531	12/29/2023	Collected/Not yet transferred to Amalgamated
10/15/2023	To record Interest Income from Deevabits 3 - Oct 2023	Miller Center Invest	1,667	01/16/2024	Collected/Not yet transferred to Amalgamated
11/15/2023	To record Interest Income from Nazava Water2 - Nov 2023	Miller Center Invest	531	12/29/2023	Collected/Not yet transferred to Amalgamated
11/15/2023	To record Interest Income from Deevabits 3 - Nov 2023	Miller Center Invest	1,667	01/16/2024	Collected/Not yet transferred to Amalgamated
12/15/2023	To record Interest Income from Nazava Water2 - Dec 2023	Miller Center Invest	531	12/29/2023	Collected/Not yet transferred to Amalgamated
12/15/2023	To record Interest Income from Deevabits 3 - Dec 2023	Miller Center Invest	1,667	01/16/2024	Collected/Not yet transferred to Amalgamated
Total Interest Income Not Yet Transferred			10,313		
09/15/2023	Accrual of Interest Income from Awaaz - Sep 2023	Miller Center Invest	738		Not yet collected
10/15/2023	Accrual of Interest Income from Awaaz - Oct 2023	Miller Center Invest	738		Not yet collected
10/15/2023	Accrual of Interest Income from Vitalite Malawi - Oct 2023	Miller Center Invest	787		Not yet collected
11/15/2023	Accrual of Interest Income from Awaaz - Nov 2023	Miller Center Invest	738		Not yet collected
11/15/2023	Accrual of Interest Income from Vitalite Malawi 3 - Nov 2023	Miller Center Invest	787		Not yet collected
12/15/2023	Accrual of Interest Income from Awaaz - Dec 2023	Miller Center Invest	738		Not yet collected
12/15/2023	Accrual of Interest Income from Vitalite Malawi 3 - Dec 2023	Miller Center Invest	787		Not yet collected
Total Interest Income Not Yet Collected			5,311		
Total - 2023 (MCIF)			\$ 15,623		