



Beneficial Returns

Management Reports

Beneficial Returns, LLC

June 30, 2022



Beneficial Returns

Contents

Key Ratios	1
Financial Dashboard and Narrative Report	2
Balance Sheets as of June 30, 2022	4
Balance Sheets by Category as of June 30, 2022	6
Cash Tracking as of June 30, 2022	8
Income Statements for the YTD ended June 30, 2022	9
Income Statements - The Main Fund for the YTD ended June 30, 2022	10
Income Statements - The Reciprocity Fund for the YTD ended June 30, 2022	11
Income Statements - The Truss Fund 1.0 for the YTD ended June 30, 2022	12
Income Statements - The Truss Fund 2.0 for the YTD ended June 30, 2022	13
Cash Flow Statements for the YTD ended June 30, 2022	14
Statement of Changes in Equity for the YTD ended June 30, 2022	15
Receivable from Borrowers Schedule	16
Loan Loss Reserve Schedule	17
Investment in Loans (Borrowers) Schedule	18
Payable to Participants Schedule	19
Loans Payable (Investors) Schedule	20
Recoverable Grants Payable Schedule	21
Interest Earned from the Banks Schedule	22
Interest Income from The Reciprocity Fund	23
Interest Income from The Truss Fund 1.0	25
Interest Income from The Truss Fund 2.0	26

Beneficial Returns, LLC

Key Ratios

June 30, 2022



Key Ratios	June 2022	May 2022	Apr 2022
Loan Loss Reserve as Percentage of Loans	62.63%	70.04%	57.55%
<u>Loan Loss Reserve as Percentage of Loans:</u>			
Loan Loss Reserve	\$ 266,514	62.63%	
<u>Loans Receivable - Long Term (Main Fund Only), net (subtract the loan loss reserve):</u>			
Loans Receivable - Long Term (Main Fund Only)	\$ 692,045		
Less: Loan Loss Reserve	(266,514)		
Loans Receivable - Long Term (Main Fund Only), net	<u>\$ 425,531</u>		
<p>Loan Loss Reserve as percentage of Loans - ALLL* as a % of Loans: The necessary ALLL is different for each organization and is impacted by the risk inherent in the portfolio, the existence and adequacy of collateral, the collection expertise of staff, and the economic outlook, among other factors.</p> <p>* Allowance for Loan and Lease Losses</p>			
Loan to Deposit Ratio (LDR)**	13.62%	12.39%	12.18%
<p>** The Loan-to-Deposit Ratio (LDR) is used to assess a financial institution's liquidity by comparing a financial institution's total loans to its total deposits for the same period. The LDR is expressed as a percentage. If the ratio is too high, it means that the institution may not have enough liquidity to cover any unforeseen fund requirements.</p>			
Operating Ratio***	75.25%	67.71%	64.08%
<p>*** The Operating Ratio shows the efficiency of a company's management by comparing the total operating expense (OPEX) of a company to net sales.</p>			
Net Borrower Principal vs Net Loans Payable Principal:			
Loans Receivable - Long Term	\$ 2,754,248		
Net Loans Payable - Long Term Principal****	\$ 1,104,235		

**** This pertains to the Loans Payable balance assuming payment of the semi-annual amortization.

Three private foundations have collectively guaranteed an additional \$164,207 to Beneficial Returns' loan loss reserves. These amounts are committed in writing for no less than five years beginning December 2020.

Beneficial Returns, LLC

Financial Dashboard and Narrative Report

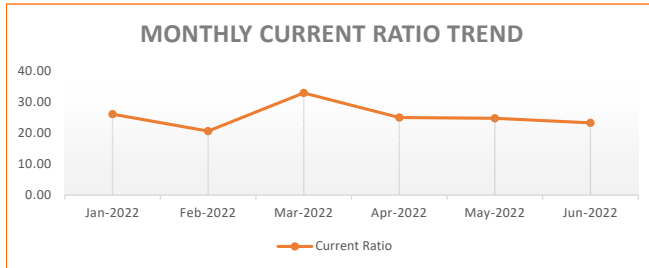
June 30, 2022



FINANCIAL DASHBOARD AND NARRATIVE REPORT

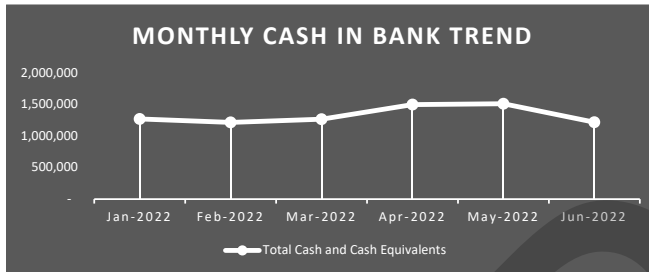
BALANCE SHEETS

ASSETS



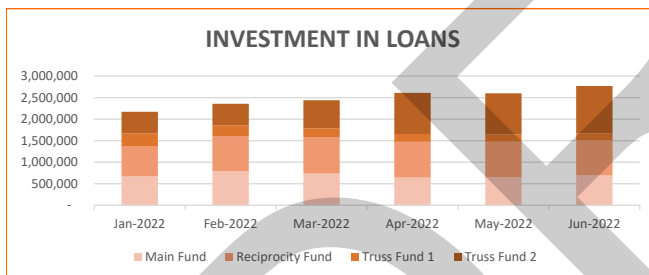
CURRENT RATIO:

The organization's current ratio is **23:1**, which indicates that its most liquid asset is sufficient to cover the organization's short term obligations as of reporting date. The decrease in June 2022 is mainly attributable to the net decrease in current assets which was mainly due to the net decrease in Cash and Cash Equivalents. Please refer to *Cash in Bank* below for further details.



WORKING CAPITAL:

The organization operated at a working capital of **\$1,385,919** which is the difference between its Current Assets and Current Liabilities amounting to **\$1,447,867** and **\$61,948**, respectively.



CASH IN BANK:

The Total Cash and Cash Equivalents of the organization is composed of the following bank accounts:


- Operating Account (2135) and Main Fund (2911)
- Reciprocity Fund Account (7740)
- Truss Fund 1.0 (9302) and Truss Fund 2.0 (3856)
- Native American Bank (CD6M 0001 and CD12M 0001)
- Clean Energy (6144)

As of the reporting date, Total Cash and Cash Equivalents balance is at **\$1,215,243**, which is less than the previous month's balance by **\$292,029**. The net decrease is mainly attributable to the following:

- Disbursed **\$400,000** to Lionheart for a new loan on the Main Fund.
- Disbursed **\$150,000** to Cycle Connect for a new loan on the Truss Fund 2.
- Received **\$70,000** from Ambassadors for Christ for their participation in Lionheart.
- Received **\$60,000** from Tee Chin Ee for their participation in Lionheart.
- Received **\$50,000** from Lim Yan Peng (Sharon) for their participation in Lionheart.
- Received **\$75,000** from Clarion Newlife Capital Pte. Ltd. for their participation in Lionheart.
- Received **\$40,000** from Bong Shu Lin for their participation in Lionheart.
- Received a **\$1,000** recoverable grant from Perry Boyle.

INVESTMENT IN LOANS:

The movement on Investment in Loans is mostly related to the new loans, payments from borrowers, and participation agreements. Please refer to *Cash in Bank* for the participation agreements signed by the organization. In addition, the organization had new loan signed with Lionheart in the Main Fund amounting to **\$400,000** and with Cycle Connect in the Truss Fund 2 amounting to **\$150,000**.



NET LOANS PAYABLE - LONG TERM PRINCIPAL

As of reporting date, the Net Loans Balance is **\$1,104,235** which decreased by **\$65,011**. The decrease is mainly due to the payment of the following:

- Skees for principal portion amounting to **\$5,175**.
- Tides Younger for principal portion amounting to **\$17,754**.
- Swift Foundation for principal portion amounting to **\$36,585**.
- Seton for principal portion amounting to **\$5,497**.

LIABILITIES

Beneficial Returns, LLC

Financial Dashboard and Narrative Report

June 30, 2022



FINANCIAL DASHBOARD AND NARRATIVE REPORT

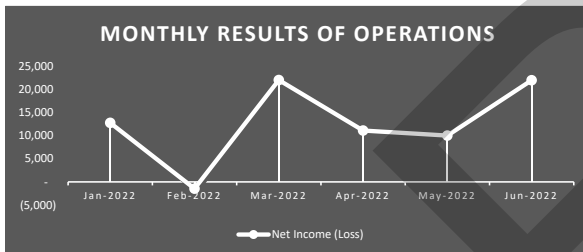
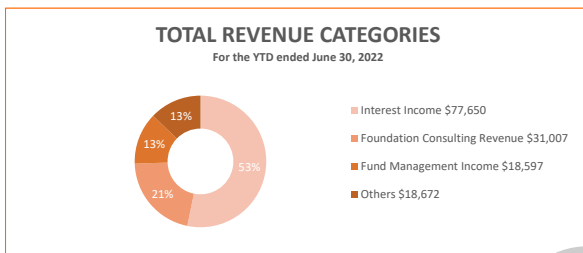
INCOME STATEMENTS

INCOME AND EXPENSE



TOTAL REVENUE:

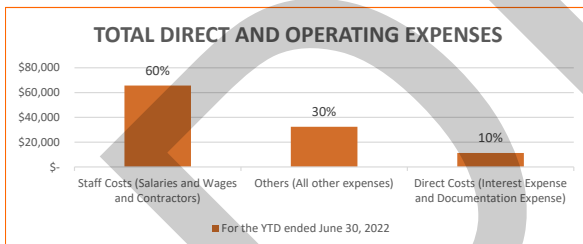
The Total Revenue for the month of June 2022 is **\$24,249** which increased by **\$3,138** compared with last month's Total Revenue of **\$21,111**. This is mainly attributable to the increase in Loan Fee Income by **\$4,000** which is dependent to the number of loans recorded for the month. For June 2022, the organization had new loan signed with Lionheart funded through the Main Fund amounting to **\$400,000** and with Cycle Connect funded through the Truss Fund 2 amounting to **\$150,000**.



OPERATIONS:

For June 2022, the net income of the organization is **\$22,073**, which increased by **\$12,012** compared with last month's figure. This is mainly due to the following:

- The increase in Gain on Sale of Loan Proceeds amounting by **\$7,271** from participation agreements. Please refer to *pg. 2 Cash in Bank*.
- The income classification of the Suspense Account amounting to **\$1,265** this month compared to last month's expense classification amounting to **\$3,953**. The Suspense Account consists of receipts and disbursements that were already cleared in the bank but pending classification in previous month and reclassified on the current month. This month it includes the additional Loans Payable to Xenia amounting to **\$250**.



TOTAL DIRECT COSTS AND OPERATING EXPENSES:

Total Direct Costs and Operating Expenses had a net increase of **\$3,705** mainly attributable to:

- Increase in all other operating expenses by **\$3,158** due to the following:
 - a. Increase in Insurance Expense by **\$411** caused mainly by the annual insurance payment to Nationwide Life and Annuity Insurance amounting to **\$342**.
 - b. Increase in Travel Expense by **\$1,341** caused by the reclassification of Suspense account from previous month amounting to **\$650** and the increase in the current month amounting to **\$691**.
 - c. Increase in Advertising and Marketing by **\$800** caused mainly by the reclassification of Suspense account from previous month amounting to **\$765**.
 - d. Increase in Dues and Subscriptions by **\$250** caused by the Airtable subscription fees.
- Increase in Staff Costs by **\$794** due to the increase in Salaries and Wages by **\$750** caused by the increase in Koko De Vera's fees.

Direct Costs and Operating Expenses	For the YTD ended June 30, 2022
Staff Costs (Salaries and Wages and Contractors)	\$ 65,677
Others (All other expenses)	32,407
Direct Costs (Interest Expense and Documentation Expense)	11,291
Total Direct Costs and Operating Expenses	\$ 109,375

Beneficial Returns, LLC

Balance Sheets

As of June 30, 2022



	Ref	Jan	Feb	Mar	Apr	May	Jun
ASSETS							
Current Assets							
Cash and Cash Equivalents							
Operating Account (2135)		\$ 315,387	\$ 133,192	\$ 222,903	\$ 321,996	\$ 238,373	\$ 276,413
Main Fund (2911)		87,965	106,288	158,634	235,184	300,392	92,930
Reciprocity Fund Account (7740)		44,592	138,095	167,055	250,820	278,747	279,952
Truss Fund 1.0 (9302)		345,232	359,570	388,719	257,647	257,617	284,536
Truss Fund 2.0 (3856)		322,982	324,857	175,256	177,866	181,525	30,674
Native American Bank (CD6M 0001)		50,451	50,455	50,459	50,464	50,468	50,472
Native American Bank (CD12M 0001)		100,101	100,126	100,126	100,126	100,151	100,151
Clean Energy (6144)		-	-	-	100,000	100,000	100,115
Total Cash and Cash Equivalents	<i>p.14</i>	1,266,709	1,212,584	1,263,153	1,494,103	1,507,272	1,215,243
Receivables							
Receivable from Borrowers	<i>p.16</i>	122,633	152,858	163,779	173,828	174,486	177,076
Receivable from Participants*		-	-	-	-	-	45,000
Investor Trip Receivable**		-	-	4,740	4,829	4,429	3,577
Other Current Assets							
Prepaid Expenses		7,375	6,417	6,370	5,411	3,625	9,250
Prepayment to Investors		3,481	1,793	1,770	-	-	-
Interest Payable - Loans		364	129	166	-	-	-
CORTEPAZ - Suspense Account***		-	36	36	(2,698)	(2,698)	(2,698)
Advances to Participants****		-	-	-	-	419	419
Total Current Assets		1,400,563	1,373,817	1,440,014	1,675,473	1,687,533	1,447,867
Non-Current Assets							
Investment in Loans							
Loans Receivable - Long Term	<i>p.18</i>	2,160,730	2,345,072	2,428,571	2,598,727	2,585,289	2,754,248
Accrued Interest Receivable - Borrowers	<i>p.18</i>	10,756	12,556	10,870	11,057	14,560	14,371
Total Investment in Loans	<i>p.18</i>	2,171,485	2,357,628	2,439,441	2,609,784	2,599,849	2,768,619
Loan Loss Reserve							
Loan Loss Reserve	<i>p.17</i>	(59,032)	(59,032)	(59,032)	(184,032)	(266,451)	(266,514)
Loan Loss Reserve from Grant Contribution		(79,982)	(79,982)	(79,982)	(79,982)	-	-
Total Loan Loss Reserve		(139,014)	(139,014)	(139,014)	(264,014)	(266,451)	(266,514)
Other Non-Current Assets							
Receivable Held in Trust		50,353	45,922	45,922	45,922	-	-
Creditable Tax - ATEC		513	513	613	709	803	892
Creditable Tax - Sistema		2,046	2,046	2,092	2,138	2,184	2,184
Receivable from FMCN - Ilumexico		5,448	5,731	5,856	5,992	6,102	6,223
Accrued Revenue*****		39,925	43,024	46,124	49,223	52,323	55,422
Total Non-Current Assets		2,130,755	2,315,850	2,401,035	2,449,755	2,394,809	2,566,826
TOTAL ASSETS		\$ 3,531,318	\$ 3,689,667	\$ 3,841,048	\$ 4,125,228	\$ 4,082,342	\$ 4,014,693

Beneficial Returns, LLC

Balance Sheets

As of June 30, 2022



Ref	Jan	Feb	Mar	Apr	May	Jun
LIABILITIES AND EQUITY						
Liabilities						
Current Liabilities						
Accounts Payable	\$ -	\$ -	\$ 1,986	\$ -	\$ 19	\$ 2,824
Payable to Participants	p.19 37,230	40,561	18,782	37,392	42,025	48,008
Accrued Expense	614	9,927	6,200	6,862	7,732	-
Forest Wise - Suspense Account*****	1,286	-	-	-	-	-
Accrued Interest Payable - Loans	p.20 2,122	3,492	5,091	5,853	6,129	3,180
Advances from Borrowers	58	58	58	3,931	16	16
Chase Credit Card (6538)	3,121	3,326	1,022	844	1,669	1,658
Deferred Revenue	1,543	1,487	1,430	1,374	1,317	1,261
Good Faith Deposit	7,500	7,500	9,000	10,500	9,000	5,000
Total Current Liabilities	53,474	66,350	43,569	66,757	67,908	61,948
Non-Current Liabilities						
Loans Payable - Long Term						
Loans Payable - Long Term	p.20 1,783,334	1,933,334	1,933,334	1,983,334	1,983,334	1,983,334
Loans Payable Principal Paid	p.20 (782,361)	(785,842)	(787,636)	(796,298)	(814,088)	(879,099)
Net Loans Payable Principal Balance	p.20 1,000,972	1,147,492	1,145,698	1,187,036	1,169,246	1,104,235
Total Non-Current Liabilities	1,000,972	1,147,492	1,145,698	1,187,036	1,169,246	1,104,235
SBA Loans Payable - Long Term						
Loans Payable - EIDL	1,000	1,000	1,000	1,000	1,000	1,000
Recoverable Grants Payable						
Recoverable Grants Payable - Main Fund	p.21 114,250	114,250	104,250	104,250	49,500	49,500
Recoverable Grants Payable - Reciprocity Fund	p.21 786,160	786,160	950,000	1,025,000	1,050,000	1,051,000
Recoverable Grants Payable - Truss Fund 1.0	p.21 721,473	721,473	721,473	721,473	721,473	721,473
Recoverable Grants Payable - Truss Fund 2.0	p.21 820,149	820,149	820,149	973,649	973,649	973,649
Total Recoverable Grants Payable	p.21 2,442,032	2,442,032	2,595,872	2,824,372	2,794,622	2,795,622
Other Non-Current Liabilities						
Loans Payable - Xenia*****	-	-	-	-	6,079	6,329
Received from Client	2,500	2,500	2,500	2,500	2,500	2,500
Total Liabilities	3,499,979	3,659,374	3,788,640	4,081,665	4,041,356	3,971,634
Equity						
Owner's Investment	p.15 66,688	66,688	66,688	66,688	66,688	66,688
Owner's Draw	p.15 (394,301)	(394,301)	(404,301)	(424,301)	(434,301)	(454,301)
Current Year Earnings (Losses)	p.9 12,817	11,352	33,468	44,622	54,683	76,755
Retained Earnings	p.15 346,136	346,554	356,554	356,554	353,917	353,917
Total Equity	31,339	30,293	52,408	43,563	40,986	43,059
TOTAL LIABILITIES AND EQUITY	\$ 3,531,318	\$ 3,689,667	\$ 3,841,048	\$ 4,125,228	\$ 4,082,342	\$ 4,014,693

* The Receivable from Participants account pertains to the executed participation agreements in which cash is not yet received on the month of execution. As of June 2022, this is composed of \$20,000 from Tan Chee Leong for participation in Aliet Green and \$25,000 from Lee Pei for participation in Lionheart.

** The Investor Trip Receivable account is composed of expenses paid out by the organization but are reimbursable. The nature of reimbursable expenses booked in this account are mostly travel and meals and entertainment expenses incurred in the course of investor trips.

*** The CORTEPAZ - Suspense Account pertains to the difference between the invoice to CORTEPAZ and the cash payment received from them. CORTEPAZ' payments are based on a revenue participation agreement. The suspense account will be cleared on an annual basis. On April 2022, CORTEPAZ' payment is higher than the invoice per record, thus the negative balance of the suspense account.

**** The Advances to Participants account refers to overpayments made to participants. As of May 2022, the \$419 refers to the overpayment to RSF Finance on their participation on Guayaki's 2nd loan. The next payment will be due on August 15 and this will be netted against the payment.

***** The Accrued Revenue is comprised of the monthly recognition of 2% annual management fees income from Truss Fund 1.0 based on \$721,774 of investment committed to the organization, and Truss Fund 2.0 based on committed investment of \$1,137,899.

***** The Forest Wise - Suspense account pertains to the difference between the amount invoiced to Forest Wise and the cash payment received from them. This account will be cleared on an annual basis. However, in February 2022, the organization funded the second loan of Forest Wise. A portion of the loan proceeds was used to pay off the remaining balance of the first loan amounting to \$40,421. Hence, the suspense account was also cleared because the first loan is substantially paid off.

***** The Loans Payable - Xenia is the net payable to Xenia for receipts from the Staramaki loan.

Beneficial Returns, LLC

Balance Sheets by Category

As of June 30, 2022



	Ref	Main Fund	Reciprocity Fund	Truss Fund 1.0	Truss Fund 2.0	Total
ASSETS						
Current Assets						
Cash and Cash Equivalents						
Operating Account (2135)		\$ (1,307,574)	\$ 581,228	\$ 849,260	\$ 153,500	\$ 276,413
Main Fund (2911)		63,313	29,617	-	-	92,930
Reciprocity Fund Account (7740)		684,680	(404,728)	-	-	279,952
Truss Fund 1.0 (9302)		666,679	-	(391,063)	8,919	284,536
Truss Fund 2.0 (3856)		282,829	-	-	(252,155)	30,674
Native American Bank (CD6M 0001)		-	50,472	-	-	50,472
Native American Bank (CD12M 0001)		-	100,151	-	-	100,151
Clean Energy (6144)		100,115	-	-	-	100,115
Total Cash and Cash Equivalents	<i>p.14</i>	490,042	356,740	458,197	(89,736)	1,215,243
Receivables						
Receivable from Borrowers	<i>p.16</i>	25,661	36,012	115,402	-	177,076
Receivable from Participants		45,000	-	-	-	45,000
Investor Trip Receivable		3,577	-	-	-	3,577
Other Current Assets						
Prepaid Expenses		3,000	5,917	-	334	9,250
CORTEPAZ - Suspense Account		-	(2,698)	-	-	(2,698)
Advances to Participants		419	-	-	-	419
Total Current Assets		567,699	395,971	573,599	(89,402)	1,447,867
Non-Current Assets						
Investment in Loans						
Loans Receivable - Long Term	<i>p.18</i>	692,045	803,889	163,468	1,094,846	2,754,248
Accrued Interest Receivable - Borrowers	<i>p.18</i>	917	7,237	593	5,625	14,371
Total Investment in Loans	<i>p.18</i>	692,961	811,126	164,061	1,100,471	2,768,619
Loan Loss Reserve						
Loan Loss Reserve	<i>p.17</i>	(266,514)	-	-	-	(266,514)
Total Loan Loss Reserve		(266,514)	-	-	-	(266,514)
Other Non-Current Assets						
Receivable from FMCN - Ilumexico		6,223	-	-	-	6,223
Creditable Tax - ATEC		892	-	-	-	892
Creditable Tax - Sistema		2,184	-	-	-	2,184
Accrued Revenue		-	-	28,871	26,551	55,422
Total Non-Current Assets		435,747	811,126	192,932	1,127,022	2,566,826
TOTAL ASSETS		\$ 1,003,446	\$ 1,207,096	\$ 766,531	\$ 1,037,620	\$ 4,014,693

Beneficial Returns, LLC

Balance Sheets by Category

As of June 30, 2022



Ref	Main Fund	Reciprocity Fund	Truss Fund 1.0	Truss Fund 2.0	Total
LIABILITIES AND EQUITY					
Liabilities					
Current Liabilities					
Accounts Payable	\$ 2,824	\$ -	\$ -	\$ -	\$ 2,824
Payable to Participants <i>p.19</i>	48,008	-	-	-	48,008
Accrued Interest Payable - Loans <i>p.20</i>	3,180	-	-	-	3,180
Advances from Borrowers	-	16	-	-	16
Chase Credit Card (6538)	1,658	-	-	-	1,658
Deferred Revenue	1,261	-	-	-	1,261
Good Faith Deposit	5,000	-	-	-	5,000
Total Current Liabilities	61,932	16	-	-	61,948
Non-Current Liabilities					
Loans Payable - Long Term					
Loans Payable - Long Term <i>p.20</i>	1,908,334	75,000	-	-	1,983,334
Loans Payable Principal Paid <i>p.20</i>	(879,099)	-	-	-	(879,099)
Net Loans Payable Principal Balance <i>p.20</i>	1,029,235	75,000	-	-	1,104,235
Total Non-Current Liabilities	1,029,235	75,000	-	-	1,104,235
SBA Loans Payable - Long Term					
Loans Payable - EIDL	1,000	-	-	-	1,000
Recoverable Grants Payable					
Recoverable Grants Payable - Main Fund <i>p.21</i>	49,500	-	-	-	49,500
Recoverable Grants Payable - Reciprocity Fund <i>p.21</i>	-	1,051,000	-	-	1,051,000
Recoverable Grants Payable - Truss Fund 1.0 <i>p.21</i>	-	-	721,473	-	721,473
Recoverable Grants Payable - Truss Fund 2.0 <i>p.21</i>	-	-	-	973,649	973,649
Total Recoverable Grants Payable <i>p.21</i>	49,500	1,051,000	721,473	973,649	2,795,622
Other Non-Current Liabilities					
Loans Payable - Xenia	6,329	-	-	-	6,329
Received from Client	2,500	-	-	-	2,500
Total Liabilities	1,150,496	1,126,016	721,473	973,649	3,971,634
Equity					
Owner's Investment <i>p.15</i>	66,688	-	-	-	66,688
Owner's Draw <i>p.15</i>	(454,301)	-	-	-	(454,301)
Current Year Earnings (Losses) <i>p.9</i>	4,506	30,606	8,990	32,654	76,755
Retained Earnings <i>p.15</i>	236,058	50,474	36,067	31,317	353,917
Total Equity	(147,050)	81,080	45,057	63,971	43,059
TOTAL LIABILITIES AND EQUITY	\$ 1,003,446	\$ 1,207,096	\$ 766,531	\$ 1,037,620	\$ 4,014,693

Beneficial Returns, LLC

Cash Tracking

As of June 30, 2022



	Ref	Main Fund	Reciprocity Fund	Truss Fund 1.0	Truss Fund 2.0	Total
Cash Available for Lending						
Loans Payable - Long Term	p.7	\$ 1,908,334	\$ 75,000	\$ -	\$ -	\$ 1,983,334
Loans Payable Principal Paid	p.7	(879,099)	-	-	-	(879,099)
Net Loans Payable Principal Balance	p.7	1,029,235	75,000	-	-	1,104,235
Recoverable Grants Payable - Main Fund	p.7	49,500	-	-	-	49,500
Recoverable Grants Payable - Reciprocity Fund	p.7	-	1,051,000	-	-	1,051,000
Recoverable Grants Payable - Truss Fund 1.0	p.7	-	-	721,473	-	721,473
Recoverable Grants Payable - Truss Fund 2.0	p.7	-	-	-	973,649	973,649
Total Cash Invested for Lending		1,078,735	1,126,000	721,473	973,649	3,899,857
Less: Loans Receivable - Long Term	p.6	692,045	803,889	163,468	1,094,846	2,754,248
Less: Principal Portion of Receivable from Borrowers	p.16	21,854	27,809	112,503	-	162,165
Total Cash Available for Lending		364,836	294,303	445,503	(121,197)	983,445
Cash to Loan Loss Reserve						
Loan Loss Reserve	p.6	266,514	-	-	-	266,514
Total Cash to Loan Loss Reserve		266,514	-	-	-	266,514
Cash to Pay Participants						
Payable to Participants	p.19	48,008	-	-	-	48,008
Total Cash to Pay Participants		48,008	-	-	-	48,008
Cash Available for Operations						
Retained Earnings		(189,316)	62,438	12,694	31,462	(82,723)
Total Cash Available for Operations		(189,316)	62,438	12,694	31,462	(82,723)
Total Cash and Cash Equivalents		\$ 490,042	\$ 356,740	\$ 458,197	\$ (89,736)	\$ 1,215,243

Beneficial Returns, LLC

Income Statements

For the YTD ended June 30, 2022



	Ref	Jan	Feb	Mar	Apr	May	Jun	Total
Revenue								
Interest Income	\$	11,734	\$ 11,178	\$ 13,032	\$ 13,726	\$ 14,037	\$ 13,943	\$ 77,650
Foundation Consulting Revenue		2,500	1,500	22,491	1,516	1,500	1,500	31,007
Fund Management Income		3,099	3,099	3,099	3,099	3,099	3,099	18,597
Loan Fee Income		550	2,646	2,050	3,050	1,550	5,550	15,396
Documentation Fee Income		256	906	306	306	506	156	2,439
Interest Income from Participants		-	419	-	-	419	-	837
Total Revenue		18,140	19,748	40,979	21,698	21,111	24,249	145,925
Direct Cost								
Interest Expense		1,788	1,734	1,729	1,726	1,711	1,681	10,369
Documentation Expense		-	125	579	-	217	-	921
Total Direct Cost		1,788	1,859	2,308	1,726	1,928	1,681	11,291
Gross Profit		16,352	17,889	38,671	19,972	19,183	22,568	134,635
Operating Expenses								
Salaries and Wages		8,700	9,525	10,455	9,300	9,300	10,050	57,330
Contractors		-	825	7,058	308	56	100	8,347
Accounting and Tax Services		911	911	961	911	930	1,680	6,304
Legal and Professional Services		917	917	917	917	833	1,083	5,583
Insurance		614	614	759	662	662	1,073	4,384
Travel		83	763	643	11	169	1,510	3,178
Bank Charges and Fees		706	283	415	555	464	514	2,938
Advertising and Marketing		395	50	34	81	334	1,134	2,028
Office Expenses		170	271	264	137	571	124	1,538
Meals		557	44	34	221	442	202	1,499
Conference Fees		1,395	-	-	-	28	-	1,423
Telephone and Internet Expense		199	199	200	204	200	200	1,204
Dues and Subscriptions		204	54	86	97	97	347	885
Gifts		31	-	-	500	-	100	631
General Administrative Expenses		375	-	-	-	-	88	463
Staff Benefits		-	-	-	-	208	42	250
Taxes and Licenses		100	-	-	-	-	-	100
Investor Trip Expense*		-	4,928	(4,928)	-	-	-	-
Total Operating Expenses		15,357	19,383	16,899	13,903	14,295	18,247	98,084
Other Income and Expenses								
Gain on Sale of Loan Proceeds		1,818	-	340	2,644	9,096	16,367	30,265
Grant Income**		10,000	-	-	-	-	-	10,000
Interest Earned from the Banks		4	29	4	5	29	119	190
Suspense***		-	-	-	2,438	(3,953)	1,265	(250)
Total Other Income and Expenses		11,822	29	344	5,086	5,172	17,752	40,205
Net Income (Loss)		\$ 12,817	\$ (1,465)	\$ 22,116	\$ 11,155	\$ 10,060	\$ 22,073	\$ 76,755

* The reduction of Total Investor Trip Expense to \$0 last March 31, 2022 is due to its reclassification to a current asset account, which is Investor Trip Receivable

** The Grant Income amounting to \$10,000 pertains to the cash from Dunn Charitable received on January 3, 2022.

*** The Suspense Account refers to receipts and disbursements that were already cleared in the bank but pending classification from BR. These will be reclassified to the proper accounts once the nature of the transaction is provided.

Beneficial Returns, LLC

Income Statements - The Main Fund

For the YTD ended June 30, 2022



Ref	Jan	Feb	Mar	Apr	May	Jun	Total
Revenue							
Foundation Consulting Revenue	\$ 2,500	\$ 1,500	\$ 22,491	\$ 1,516	\$ 1,500	\$ 1,500	\$ 31,007
Interest Income	4,352	3,759	4,849	4,449	4,276	4,269	25,953
Loan Fee Income	550	1,550	50	50	1,550	4,050	7,800
Documentation Fee Income	256	606	6	6	506	6	1,389
Interest Income from Participants	-	419	-	-	419	-	837
Total Revenue	7,658	7,834	27,396	6,021	8,251	9,825	66,986
Direct Cost							
Interest Expense	1,788	1,734	1,729	1,726	1,711	1,681	10,369
Documentation Expense	-	125	579	-	217	-	921
Total Direct Cost	1,788	1,859	2,308	1,726	1,928	1,681	11,291
Gross Profit	5,870	5,975	25,088	4,296	6,323	8,144	55,696
Operating Expenses							
Salaries and Wages	8,700	9,525	10,455	9,300	9,300	10,050	57,330
Contractors	-	825	7,058	308	56	100	8,347
Accounting and Tax Services	911	911	961	911	930	1,680	6,304
Insurance	614	614	759	662	662	1,073	4,384
Travel	83	763	643	11	169	1,510	3,178
Advertising and Marketing	395	50	34	81	334	1,134	2,028
Bank Charges and Fees	237	228	229	370	294	424	1,782
Office Expenses	170	271	264	137	571	124	1,538
Meals	557	44	34	221	442	202	1,499
Conference Fees	1,395	-	-	-	28	-	1,423
Telephone and Internet Expense	199	199	200	204	200	200	1,204
Dues and Subscriptions	204	54	86	97	97	347	885
Gifts	31	-	-	500	-	100	631
General Administrative Expenses	375	-	-	-	-	63	438
Staff Benefits	-	-	-	-	208	42	250
Taxes and Licenses	100	-	-	-	-	-	100
Investor Trip Expense	-	4,928	(4,928)	-	-	-	-
Total Operating Expenses	13,971	18,411	15,796	12,802	13,292	17,048	91,320
Other Income and Expenses							
Gain on Sale of Loan Proceeds	1,818	-	340	2,644	9,096	16,367	30,265
Grant Income	10,000	-	-	-	-	-	10,000
Interest Earned from the Banks	-	-	-	-	-	115	115
Suspense	-	-	-	2,438	(3,953)	1,265	(250)
Total Other Income and Expenses	11,818	-	340	5,081	5,144	17,747	40,130
Net Income (Loss)	\$ 3,717	\$ (12,436)	\$ 9,632	\$ (3,425)	\$ (1,825)	\$ 8,843	\$ 4,506

Beneficial Returns, LLC

Income Statements - The Reciprocity Fund

For the YTD ended June 30, 2022



	Ref	Jan	Feb	Mar	Apr	May	Jun	Total
Revenue								
Interest Income	p.24	\$ 4,800	\$ 4,869	\$ 5,707	\$ 5,617	\$ 5,508	\$ 5,468	\$ 31,969
Loan Fee Income		-	1,096	500	-	-	-	1,596
Documentation Fee Income		-	300	150	-	-	-	450
Total Revenue		4,800	6,265	6,357	5,617	5,508	5,468	34,015
Operating Expenses								
Legal and Professional Services		417	417	417	417	417	750	2,833
Bank Charges and Fees		120	40	170	115	90	90	626
General Administrative Expenses							25	25
Total Operating Expenses		537	457	587	532	507	865	3,484
Other Income								
Interest Earned from the Banks	p.22	4	29	4	5	29	4	75
Net Income		\$ 4,268	\$ 5,837	\$ 5,774	\$ 5,090	\$ 5,030	\$ 4,607	\$ 30,606

Beneficial Returns, LLC

Income Statements - The Truss Fund 1.0

For the YTD ended June 30, 2022



	Ref	Jan	Feb	Mar	Apr	May	Jun	Total
Revenue								
Fund Management Income		\$ 1,203	\$ 1,203	\$ 1,203	\$ 1,203	\$ 1,203	1,203	\$ 7,218
Interest Income	p.25	499	466	393	321	289	244	2,212
Total Revenue		1,702	1,669	1,596	1,524	1,492	1,447	9,430
Operating Expenses								
Bank Charges and Fees		349	15	15	30	30	-	439
Total Operating Expenses		349	15	15	30	30	-	439
Net Income		\$ 1,353	\$ 1,654	\$ 1,581	\$ 1,494	\$ 1,462	\$ 1,447	\$ 8,990

DRAFT

Beneficial Returns, LLC

Income Statements - The Truss Fund 2.0

For the YTD ended June 30, 2022



	Ref	Jan	Feb	Mar	Apr	May	Jun	Total
Revenue								
Interest Income	p.26	\$ 2,083	\$ 2,083	\$ 2,083	\$ 3,339	\$ 3,964	\$ 3,964	\$ 17,516
Fund Management Income		1,897	1,897	1,897	1,897	1,897	1,897	11,379
Loan Fee Income		-	-	1,500	3,000	-	1,500	6,000
Documentation Fee Income		-	-	150	300	-	150	600
Total Revenue		3,980	3,980	5,630	8,535	5,860	7,510	35,495
Operating Expenses								
Legal and Professional Services		500	500	500	500	417	333	2,750
Bank Charges and Fees		-	-	0	40	50	1	91
Total Operating Expenses		500	500	500	540	467	334	2,841
Net Income		\$ 3,480	\$ 3,480	\$ 5,130	\$ 7,995	\$ 5,393	\$ 7,176	\$ 32,654

DRAFT

Beneficial Returns, LLC

Cash Flow Statements

For the YTD ended June 30, 2022



	Jan	Feb	Mar	Apr	May	Jun	Total
Operating Activities							
Net Income (Loss)	\$ 12,817	\$ (1,465)	\$ 22,116	\$ 11,155	\$ 10,060	\$ 22,073	\$ 76,755
Adjustments to reconcile Net Income (Loss) to net cash flows from Operating Activities:							
Receivable from Borrowers	(12,392)	(30,224)	(10,922)	(10,049)	(658)	(2,590)	(66,834)
Receivable from Participants	-	-	-	-	-	(45,000)	(45,000)
Investor Trip Receivable	-	-	(4,740)	(89)	400	852	(3,577)
Prepaid Expenses	(630)	958	47	958	1,786	(5,625)	(2,505)
Prepayment to Investors	21,832	1,688	23	1,770	-	-	25,312
Interest Payable - Loans	2,184	235	(36)	166	-	-	2,549
CORTEPAZ - Suspense Account	-	(36)	-	2,734	-	-	2,698
Advances to Participants	-	-	-	-	(419)	-	(419)
Loans Receivable - Long Term	37,969	(184,342)	(83,499)	(170,156)	13,438	(168,958)	(555,549)
Accrued Interest Receivable - Borrowers	1,038	(1,800)	1,685	(186)	(3,504)	189	(2,578)
Loan Loss Reserve	5,000	-	-	125,000	82,419	63	212,482
Loan Loss Reserve from Grant Contribution	-	-	-	-	(79,982)	-	(79,982)
Receivable Held in Trust	-	4,430	-	-	45,922	-	50,353
Creditable Tax - ATEC	-	-	(100)	(97)	(93)	(90)	(380)
Creditable Tax - Sistema	(46)	-	(46)	(46)	(46)	-	(184)
Receivable from FMCN - Ilumexico	-	(283)	(125)	(136)	(109)	(121)	(775)
Accrued Revenue	(3,099)	(3,099)	(3,099)	(3,099)	(3,099)	(3,099)	(18,597)
Accounts Payable	-	-	1,986	(1,986)	19	2,806	2,824
Payable to Participants	11,496	3,331	(21,779)	18,610	4,633	5,983	22,274
Accrued Expense	614	9,314	(3,727)	662	870	(7,732)	-
Forest Wise - Suspense Account	(241)	(1,286)	-	-	-	-	(1,527)
Accrued Interest Payable - Loans	(1,419)	1,370	1,599	762	276	(2,949)	(360)
Advances from Borrowers	42	-	-	3,873	(3,915)	-	-
Chase Credit Card (6538)	2,502	204	(2,304)	(178)	825	(11)	1,038
Deferred Revenue	(56)	(56)	(56)	(56)	(56)	(56)	(339)
Good Faith Deposit	3,500	-	1,500	1,500	(1,500)	(4,000)	1,000
Net cash flow from Operating Activities	81,109	(201,063)	(101,478)	(18,888)	67,267	(208,267)	(381,320)
Financing Activities							
Loans Payable - Long Term	-	150,000	-	50,000	-	-	200,000
Loans Payable Principal Paid	(32,344)	(3,481)	(1,793)	(8,663)	(17,790)	(65,011)	(129,082)
Recoverable Grants Payable - Main Fund	-	-	(10,000)	-	(54,750)	-	(64,750)
Recoverable Grants Payable - Reciprocity Fund	-	-	163,840	75,000	25,000	1,000	264,840
Recoverable Grants Payable - Truss Fund 2.0	-	-	-	153,500	-	-	153,500
Loans Payable - Xenia	-	-	-	-	6,079	250	6,329
Owner's Draw	(5,000)	-	(10,000)	(20,000)	(10,000)	(20,000)	(65,000)
Retained Earnings	-	419	10,000	-	(2,638)	-	7,781
Net cash flow from Financing Activities	(37,344)	146,938	152,047	249,837	(54,098)	(83,761)	373,619
Net cash flows	43,765	(54,125)	50,569	230,950	13,169	(292,029)	(7,701)
Cash at the beginning of the period	1,222,945	1,266,709	1,212,584	1,263,153	1,494,103	1,507,272	1,222,945
Cash at the end of the period	\$ 1,266,709	\$ 1,212,584	\$ 1,263,153	\$ 1,494,103	\$ 1,507,272	\$ 1,215,243	\$ 1,215,243

Beneficial Returns, LLC
Statement of Changes in Equity
For the YTD ended June 30, 2022



	Owner's Investment	Owner's Draw	Current Year Earnings	Retained Earnings	Total
Balance at January 1, 2022	\$ 66,688	\$ (389,301)	\$ -	\$ 346,136	\$ 23,522
Changes in Equity for 2022					
Owner's Draw	<i>p.14</i> -	(65,000)	-	-	(65,000)
Current year earnings to date	<i>p.9</i> -	-	76,755	-	76,755
Retained Earnings	-	-	-	7,781	7,781
Balance at June 30, 2022	\$ 66,688	\$ (454,301)	\$ 76,755	\$ 353,917	\$ 43,059

DRAFT

Beneficial Returns, LLC

Receivable from Borrowers Schedule

As of June 30, 2022



Contact	Fund	Invoice Date	Due Date	Invoice Number	Invoice Reference	Principal	Interest	Amount	Scrubbed Notes
Sistema Bio	Main Fund	05/15/2022	06/01/2022	Sistema Bio #48	Payment 48 of 60	\$ 1,413	\$ 144	\$ 1,557	Paid on Jul 12, 2022
Ecofiltro S.A. (2nd loan)	Main Fund	06/15/2022	07/01/2022	Ecofiltro2 #32	Equipment Financing A	522	186	709	Paid on Jul 5, 2022
Sistema Bio	Main Fund	06/15/2022	07/01/2022	Sistema Bio #49	Payment 49 of 60	1,423	134	1,557	Paid on Jul 12, 2022
Ecofiltro S.A. (1st loan)	Main Fund	06/15/2022	07/01/2022	Ecofiltro #43	Equipment Financing A	2,658	771	3,429	Paid on Jul 5, 2022
Ananas Anam Philippines Inc. (1st loan)	Main Fund	06/15/2022	07/01/2022	Ananas #25	Payment 25 of 48	749	147	896	Paid on Jul 8, 2022
Fundacion Paraguaya	Main Fund	06/20/2022	07/15/2022	Fundacion Paraguaya # 27	Payment 27 of 48	3,188	509	3,697	Paid on Jul 7, 2022
AKD, Inc./Kiwa/Inalproces	Main Fund	06/21/2022	07/01/2022	Kiwa #18	Payment 18 of 19	4,463	60	4,523	Paid on Jul 1, 2022
EOS International	Main Fund	06/21/2022	07/01/2022	EOS #13	Payment 13 of 18	1,707	74	1,781	Paid on Jul 1, 2022
ALIET GREEN LTD PT	Main Fund	06/21/2022	07/01/2022	Aliet #1	Payment 1 of 48	2,635	1,063	3,697	Paid on Jul 1, 2022
Ananas Anam Philippines Inc. (3rd loan)	Main Fund	06/21/2022	07/01/2022	Ananas3 #9	Payment 9 of 36	3,096	720	3,816	Paid on Jul 8, 2022
Total - Main Fund						21,854	3,808	25,661	
Xaxeni	Reciprocity Fund	12/05/2021	12/15/2021	Xaxeni #3	Payment 3 of 16	-	30	30	Due last Dec 15, 2021
Asociacion Agro Artesenal Winak (1st loan)	Reciprocity Fund	01/21/2022	02/01/2022	Winak #5	Payment 5 of 12	-	217	217	Paid on Jul 5, 2022
Asociacion Agro Artesenal Winak 2	Reciprocity Fund	03/05/2022	03/15/2022	Winak2 #3	Payment 3 of 12	2,327	510	2,837	Due last Mar 15, 2022
Xaxeni	Reciprocity Fund	03/05/2022	03/15/2022	Xaxeni #4	Payment 4 of 16	4,270	1,254	5,524	Due last Mar 15, 2022
CEPRO Yanasha	Reciprocity Fund	04/15/2022	05/01/2022	CEPRO #1	Payment 1 of 20	-	40	40	Due last May 1, 2022
COOPBAM	Reciprocity Fund	04/21/2022	05/01/2022	COOPBAM #3	Payment 3 of 16	-	160	160	Due last May 1, 2022
RONAP	Reciprocity Fund	04/21/2022	05/01/2022	RONAP #5	Payment 5 of 12	-	95	95	Due last May 1, 2022
Asociacion Agro Artesenal Winak (1st loan)	Reciprocity Fund	04/21/2022	05/01/2022	Winak #6	Payment 6 of 12	4,445	661	5,106	Due last May 1, 2022
Waykana	Reciprocity Fund	05/21/2022	06/01/2022	Waykana #19	Payment 19 of 62	454	154	608	Due last Jun 1, 2022
Xaxeni	Reciprocity Fund	06/05/2022	06/15/2022	Xaxeni #5	Payment 5 of 16	4,355	1,168	5,524	Due last Jun 15, 2022
Asociacion Agro Artesenal Winak (2nd loan)	Reciprocity Fund	06/05/2022	06/15/2022	Winak2 #4	Payment 4 of 12	2,374	463	2,837	Paid on Jul 5, 2022
Forest Wise (2nd loan)	Reciprocity Fund	06/15/2022	07/01/2022	Forest Wise 2 #2	Payment 2 of 16	3,953	1,474	5,427	Paid on Jul 13, 2022
Exportadora de Cafe Especial de Guatemala	Reciprocity Fund	06/20/2022	07/01/2022	FESSEG #10	Payment 10 of 22	3,283	964	4,247	Due on Jul 1, 2022
Maya Mountain Cacao Limited	Reciprocity Fund	06/20/2022	07/01/2022	Maya #2	Payment 2 of 20	1,889	863	2,752	Paid on Jul 1, 2022
Waykana	Reciprocity Fund	06/21/2022	07/01/2022	Waykana #20	Payment 20 of 62	457	151	608	Due on Jul 1, 2022
Total - Reciprocity Fund						27,809	8,204	36,012	
Wana Solutions Uganda Ltd	Truss Fund 1.0	10/01/2021	10/15/2021	Wana Energy #2	Payment 2 of 7	7,380	389	7,769	Due last Oct 15, 2021
Emerging Cooking Solutions Sweden AB	Truss Fund 1.0	11/15/2021	12/01/2021	Emerging Cooking # 4	Payment 4 of 7	14,356	289	14,646	Due last Dec 1, 2021
Wana Solutions Uganda Ltd	Truss Fund 1.0	01/01/2022	01/15/2022	Wana Energy #3	Payment 3 of 7	7,577	192	7,769	Due last Jan 15, 2022
iKure (2nd loan)	Truss Fund 1.0	01/05/2022	01/15/2022	iKure2 #3	Payment 3 of 6	6,526	108	6,634	Due last Jan 15, 2022
Emerging Cooking Solutions Sweden AB	Truss Fund 1.0	02/15/2022	03/01/2022	Emerging Cooking # 5	Payment 5 of 7	14,428	218	14,646	Due last Mar 1, 2022
Inspiring Teachers	Truss Fund 1.0	03/15/2022	04/01/2022	Inspiring Teachers #2	Payment 2 of 4	13,786	1,036	14,822	Due last Apr 1, 2022
WANA Energy	Truss Fund 1.0	04/01/2022	04/15/2022	Wana Energy #4	Payment 4 of 7	7,615	154	7,769	Due last Apr 15, 2022
iKure (1st loan)	Truss Fund 1.0	04/05/2022	04/15/2022	iKure #4	Payment 4 of 6	6,817	98	6,915	Due last Apr 15, 2022
iKure (2nd loan)	Truss Fund 1.0	04/05/2022	04/15/2022	iKure2 #4	Payment 4 of 6	6,798	81	6,879	Due last Apr 15, 2022
Emerging Cooking Solutions Sweden AB	Truss Fund 1.0	05/15/2022	06/01/2022	Emerging Cooking # 6	Payment 6 of 7	14,500	145	14,646	Due last Jun 1, 2022
E-Hands Energy (India) Private Limited	Truss Fund 1.0	05/21/2022	06/01/2022	E-Hands #6	Payment 6 of 8	12,718	192	12,909	Paid on Jul 1, 2022
Total - Truss Fund 1.0						112,503	2,900	115,402	
Total						\$ 162,165	\$ 14,911	\$ 177,076	

Beneficial Returns, LLC

Loan Loss Reserve Schedule

As of June 30, 2022



Guarantor/Borrower	Fund*	LLR Category	Loan amount	3% Loan Loss Reserve	Date of Loan	Xero status (Loan Loss Reserve)	Subtotals	Scrubbed Notes
Ilumexico	Main Fund	LLR	\$ 51,076	\$ 1,532	08/30/2017	Recorded 08/30/2017	\$ 266,514	Currently recorded in Xero - Loan Loss Reserve.
Sistema bio	Main Fund	LLR	75,000	2,250	02/26/2018	Recorded 02/26/2018		
Ecofiltro	Main Fund	LLR	175,000	5,250	08/23/2018	Recorded 08/23/2018		
Guayaki	Main Fund	LLR	500,000	15,000	10/10/2018	Recorded 10/10/2018		
Harry Halloran Trust	Main Fund	LLR	-	30,000	01/16/2020	Recorded 03/31/2021		
Harry Halloran Trust	Main Fund	LLR from Grants	-	80,000	-	Recorded 04/09/2018		
Pete Giovale	Main Fund	LLR from Grants	-	20,000	-	Recorded 11/25/2020		
Tides Foundation - Higgins	Main Fund	LLR from Grants	-	50,000	-	Recorded 12/31/2020		
Interrupcion	Main Fund	LLR from Grants	-	(70,018)	-	Recorded 12/31/2020		
Perry Boyle	Main Fund	LLR from Grants	-	5,000	-	Recorded 01/03/2022		
Harry Halloran Trust	Main Fund	LLR from Grants	-	125,000	-	Recorded 04/01/2022		
Perry Boyle	Main Fund	LLR from Grants	-	2,500	-	Recorded 05/31/2022		
Ilumexico (deficit)	Main Fund	N/A	1,054	32	08/30/2017	Not recorded		
Ecofiltro (deficit)	Main Fund	N/A	5,905	177	08/23/2018	Not recorded		
Nazava/P.T Holland for Water	Main Fund	N/A	53,873	1,616	05/08/2019	Not recorded		
Ecofiltro2	Main Fund	N/A	40,000	1,200	07/17/2019	Not recorded		
ATEC Cambodia	Main Fund	N/A	11,122	334	07/31/2019	Not recorded		
ATEC2	Main Fund	N/A	13,163	395	10/02/2019	Not recorded		
Fundacion Paraguaya	Main Fund	N/A	99,188	2,976	01/02/2020	Not recorded		
Whole Forest	Main Fund	N/A	84,991	2,550	04/06/2020	Not recorded		
Ananas Anam	Main Fund	N/A	36,000	1,080	05/26/2020	Not recorded		
AKD/Kiwa/Inalprocess	Main Fund	N/A	100,000	3,000	07/30/2020	Not recorded	30,528	Not recorded in Xero.
Chacha International Ltd	Main Fund	N/A	185,703	5,571	09/21/2020	Not recorded		
EOS International	Main Fund	N/A	30,000	900	05/31/2021	Not recorded		
Ilumexico2	Main Fund	N/A	20,033	601	06/04/2021	Not recorded		
Ananas Anam2	Main Fund	N/A	25,488	765	06/14/2021	Not recorded		
Ananas Anam3	Main Fund	N/A	50,667	1,520	09/22/2021	Not recorded		
Altitud	Main Fund	N/A	50,000	1,500	02/01/2022	Not recorded		
ATEC3	Main Fund	N/A	57,984	1,740	02/24/2022	Not recorded		
Aliet Green	Main Fund	N/A	57,934	1,738	05/25/2022	Not recorded		
Lionheart Agrotech Ltd.	Main Fund	N/A	94,507	2,835	06/02/2022	Not recorded		
Total*			\$ 1,818,689	\$ 297,042			\$ 297,042	

Summary:

Additional Loans Threshold:	\$ 2,666,667
Additional Loans To Date:	1,017,613
Additional Loans To Go:	<u>\$ 1,649,054</u>

Loan Loss Reserve from Grant Contribution:	\$ 212,482
Loan Loss Reserve for Additional Loans To Date:	30,528
Unused Reserve:	<u>\$ 181,953</u>

* Only the loans under the Main Fund, net of participation loans, are included in the Loan Loss Reserve schedule.

Three private foundations have collectively guaranteed an additional \$164,207 to Beneficial Returns' loan loss reserves. These amounts are committed in writing for no less than five years beginning December 2020.

Beneficial Returns, LLC

Investment in Loans (Borrowers) Schedule

As of June 30, 2022



Borrower	Fund	Loan Amount		Accumulated Invoices made as of 5/31/2022		Balance as of 5/31/2022		Invoices made on 6/1/2022 - 6/30/2022		Total Investment in Loans Balance as of 6/30/2022		
		Principal	Interest	Principal	Interest	Principal	Interest	Principal	Interest	Principal (Loans Receivable - Long Term)	Interest (Accrued Interest Receivable)	Total
Ecofiltro	Main Fund	\$ 225,000	\$ 63,031	\$ 199,140	\$ 59,512	\$ 25,860	\$ 3,519	\$ 542	\$ 157	\$ 25,318	\$ -	\$ 25,318
Interrupcion	Main Fund	500,000	133,893	500,000	133,893	-	-	-	-	-	-	-
Ilumexico	Main Fund	52,130	11,079	45,951	10,937	6,179	142	1,013	40	5,166	-	5,166
Sistema Bio	Main Fund	75,000	18,413	57,197	17,533	17,803	880	1,423	134	16,379	-	16,379
Guayaki	Main Fund	500,000	86,984	340,564	75,136	159,436	11,848	7,570	864	151,867	-	151,867
Nazava/P.T Holland for Water	Main Fund	53,873	8,097	39,103	7,374	14,770	723	-	95	14,770	191	14,961
Ecofiltro2	Main Fund	40,000	11,728	14,444	7,523	25,556	4,205	522	186	25,034	-	25,034
ATEC Cambodia	Main Fund	30,000	2,669	30,000	2,669	-	-	-	-	-	-	-
ATEC2	Main Fund	30,000	2,458	30,000	2,458	-	-	-	-	-	-	-
Fundacion Paraguaya	Main Fund	150,000	27,468	98,544	23,173	51,456	4,295	2,170	364	49,287	-	49,287
Staramaki	Main Fund	55,000	5,193	55,000	3,267	-	1,926	-	-	-	726	726
Whole Forest/Ecomadera	Main Fund	150,000	29,172	99,285	20,373	50,715	8,799	1,852	380	48,863	-	48,863
Ananas Anam	Main Fund	36,000	7,001	16,390	5,110	19,610	1,891	749	147	18,861	-	18,861
AKD/Kiwa/Inalprocess	Main Fund	100,000	9,002	91,044	8,912	8,956	90	4,463	60	4,493	-	4,493
Chacha International Ltd	Main Fund	275,000	61,142	224,095	17,765	50,905	43,377	1,111	348	49,794	-	49,794
EOS International	Main Fund	30,000	2,059	19,574	1,799	10,426	260	1,707	74	8,719	-	8,719
Ilumexico2	Main Fund	75,000	11,671	58,850	10,288	16,150	1,383	540	110	15,611	-	15,611
Ananas Anam2	Main Fund	90,000	13,031	71,586	11,182	18,414	1,849	672	138	17,741	-	17,741
Ananas Anam3	Main Fund	120,000	17,375	81,675	3,482	38,325	13,913	1,235	287	37,090	-	37,090
Altitud	Main Fund	50,000	6,012	3,772	896	46,228	5,116	3,839	414	42,389	-	42,389
ATEC3	Main Fund	150,000	14,403	121,854	1,463	28,146	12,940	1,085	188	27,061	-	27,061
Allet Green	Main Fund	150,000	27,468	92,066	-	57,934	-	18,839	282	39,095	-	39,095
Lionheart Agrotech Ltd.	Main Fund	400,000	66,178	-	-	-	-	305,493	-	94,507	-	94,507
Total - Main Fund		3,337,003	635,528	2,290,133	424,724	646,870	117,157	354,826	4,269	692,045	917	692,961
Jumandipro/Waykana	Reciprocity Fund	30,000	7,698	7,324	4,217	22,676	3,481	457	151	22,219	-	22,219
FESSEG/Exportadora	Reciprocity Fund	75,000	18,442	26,799	11,427	48,201	7,015	3,283	321	44,917	-	44,917
Bats il Maya	Reciprocity Fund	25,000	500	25,000	500	-	-	-	-	-	-	-
Asociacion Agro Artesanal Winak	Reciprocity Fund	54,000	7,275	25,398	5,239	28,602	2,036	-	191	28,602	381	28,983
Bats il Maya 2	Reciprocity Fund	75,000	6,000	-	7,500	75,000	(1,500)	-	500	75,000	1,000	76,000
RONAP	Reciprocity Fund	75,000	10,104	29,101	6,359	45,899	3,745	-	306	45,899	612	46,511
Xaxeni	Reciprocity Fund	75,000	13,380	16,584	5,511	58,416	7,869	4,355	389	54,060	-	54,060
Forest Wise	Reciprocity Fund	50,000	8,920	49,944	2,811	56	6,109	-	-	56	-	56
Asociacion Agro Artesanal Winak 2	Reciprocity Fund	30,000	4,041	6,846	1,665	23,154	2,376	2,374	154	20,781	-	20,781
COOPBAM	Reciprocity Fund	75,000	13,380	12,314	4,257	62,686	9,123	-	418	62,686	836	63,521
Simbiosis/ID Bioforest Peru SAC	Reciprocity Fund	52,500	9,366	8,620	2,980	43,880	6,386	-	293	43,880	293	44,173
CENCOIC	Reciprocity Fund	75,000	6,000	-	3,000	75,000	3,000	-	500	75,000	1,500	76,500
CORTEPAZ	Reciprocity Fund	25,000	4,737	2,523	1,125	22,477	3,612	-	150	22,477	300	22,776
COOPAVAM	Reciprocity Fund	75,000	15,000	-	3,500	75,000	11,500	-	500	75,000	1,000	76,000
Maya Mountain Cacao Limited	Reciprocity Fund	45,000	10,041	1,852	900	43,148	9,141	1,889	288	41,259	-	41,259
Forest Wise 2	Reciprocity Fund	75,000	13,380	1,311	500	73,689	12,880	3,953	491	69,735	-	69,735
CEPRO Yanesha	Reciprocity Fund	75,000	17,468	-	1,500	75,000	15,968	-	500	75,000	1,000	76,000
AFIMAD	Reciprocity Fund	50,000	8,920	2,683	1,000	47,317	7,920	-	315	47,317	315	47,633
Total - Reciprocity Fund		1,036,500	174,653	216,299	63,991	820,201	110,662	16,312	5,468	803,889	7,237	811,126
iKure	Truss Fund 1.0	40,000	1,414	26,268	1,316	13,732	98	-	22	13,732	44	13,776
Deevabits Green Energy	Truss Fund 1.0	25,000	-	21,429	-	3,571	-	3,571	-	-	-	-
National Union of Coffee /NUCAFE	Truss Fund 1.0	100,000	2,520	70,927	2,302	29,073	218	-	24	29,073	218	29,292
Pollinate Group	Truss Fund 1.0	100,000	2,266	100,000	2,266	-	-	-	-	-	-	-
Azimuth/Easy Solar	Truss Fund 1.0	100,000	259	100,000	259	-	-	-	-	-	-	-
Inspiring Teachers	Truss Fund 1.0	50,000	1,789	20,608	1,537	29,392	252	-	50	29,392	151	29,543
E-Hands Energy	Truss Fund 1.0	85,000	2,596	59,374	2,404	25,626	192	-	43	25,626	43	25,669
Emerging Cooking Solutions	Truss Fund 1.0	100,000	2,520	85,427	2,447	14,573	73	-	24	14,573	24	14,597
iKure2	Truss Fund 1.0	40,000	1,274	26,323	1,193	13,677	81	-	18	13,677	36	13,713
Grassland Cameroon Ltd	Truss Fund 1.0	70,000	1,764	55,790	1,622	14,210	142	(71)	24	14,281	-	14,281
Wana Solutions Uganda Ltd	Truss Fund 1.0	50,000	1,512	26,887	1,319	23,113	193	-	39	23,113	77	23,190
Total - Truss Fund 1.0		760,000	17,914	593,032	16,665	166,968	1,249	3,500	244	163,468	593	164,061
Doselva P.B.C	Truss Fund 2.0	150,000	15,000	-	7,500	150,000	7,500	-	625	150,000	625	150,625
Moringa Connect	Truss Fund 2.0	150,000	5,625	150,000	5,625	-	-	-	-	-	-	-
Numida Technologies, Inc.	Truss Fund 2.0	150,000	7,500	-	3,750	150,000	3,750	-	625	150,000	-	150,000
Deevabits Green Energy 2	Truss Fund 2.0	50,000	3,515	(1,250)	1,250	51,250	2,265	8,279	214	42,971	-	42,971
All Across Africa	Truss Fund 2.0	150,000	7,500	-	3,750	150,000	3,750	-	625	150,000	1,875	151,875
EarthSpark International	Truss Fund 2.0	150,000	7,500	-	-	150,000	7,500	-	625	150,000	1,875	151,875
Vitalite Zambia	Truss Fund 2.0	150,000	9,563	-	-	150,000	9,563	(1,875)	625	151,875	-	151,875
Angaza Designs, Inc.	Truss Fund 2.0	150,000	9,563	-	-	150,000	9,563	-	625	150,000	1,250	151,250
Cycle Connect	Truss Fund 2.0	150,000	8,560	-	-	-	-	-	-	150,000	-	150,000
Total - Truss Fund 2.0		1,250,000	74,326	148,750	21,875	951,250	43,891	6,404	3,964	1,094,846	5,625	1,100,471
Total		\$ 6,383,503	\$ 902,421	\$ 3,248,214	\$ 527,255	\$ 2,585,289	\$ 272,959	\$ 381,042	\$ 13,943	\$ 2,754,248	\$ 14,371	\$ 2,768,619

Beneficial Returns, LLC

Payable to Participants Schedule

As of June 30, 2022



Contact	Fund	Invoice Date	Due Date	Description	Amount	Scrubbed Notes
Ambassadors For Christ - Chacha	Main Fund	04/11/2022	07/01/2022	Chacha #19	\$ 2,325	Paid on Jul 6, 2022
Ambassadors For Christ - Chacha	Main Fund	05/11/2022	07/01/2022	Chacha #20	2,325	Paid on Jul 6, 2022
Ambassadors For Christ - Chacha	Main Fund	06/11/2022	07/01/2022	Chacha #21	2,325	Paid on Jul 6, 2022
Chan - Ananas Anam 2	Main Fund	04/05/2022	07/01/2022	Ananas2 #10	733	Paid on Jul 7, 2022
Chan - Ananas Anam 2	Main Fund	05/05/2022	07/01/2022	Ananas2 #11	733	Paid on Jul 7, 2022
Chan - Ananas Anam 2	Main Fund	06/05/2022	07/01/2022	Ananas2 #12	733	Paid on Jul 7, 2022
Erik B. Schultz - Ananas Anam 3	Main Fund	04/21/2022	07/01/2022	Ananas3 #7	879	Paid on Jul 7, 2022
Erik B. Schultz - Ananas Anam 3	Main Fund	05/21/2022	07/01/2022	Ananas3 #8	879	Paid on Jul 7, 2022
Erik B. Schultz - Ananas Anam 3	Main Fund	06/21/2022	07/01/2022	Ananas3 #9	879	Paid on Jul 7, 2022
Genesis Charitable Trust - Ananas Anam 3	Main Fund	04/21/2022	07/01/2022	Ananas3 #7	796	Paid on Jul 6, 2022
Genesis Charitable Trust - Ananas Anam 3	Main Fund	05/21/2022	07/01/2022	Ananas3 #8	796	Paid on Jul 6, 2022
Genesis Charitable Trust - Ananas Anam 3	Main Fund	06/21/2022	07/01/2022	Ananas3 #9	796	Paid on Jul 6, 2022
Kim - Ananas Anam 2	Main Fund	04/05/2022	07/01/2022	Ananas2 #10	586	Paid on Jul 7, 2022
Kim - Ananas Anam 2	Main Fund	05/05/2022	07/01/2022	Ananas2 #11	586	Paid on Jul 7, 2022
Kim - Ananas Anam 2	Main Fund	06/05/2022	07/01/2022	Ananas2 #12	586	Paid on Jul 7, 2022
Loh - Ananas Anam 2	Main Fund	04/05/2022	07/01/2022	Ananas2 #10	440	Paid on Jul 7, 2022
Loh - Ananas Anam 2	Main Fund	05/05/2022	07/01/2022	Ananas2 #11	440	Paid on Jul 7, 2022
Loh - Ananas Anam 2	Main Fund	06/05/2022	07/01/2022	Ananas2 #12	440	Paid on Jul 7, 2022
Sian - Ananas Anam 2	Main Fund	04/05/2022	07/01/2022	Ananas2 #10	293	Paid on Jul 7, 2022
Sian - Ananas Anam 2	Main Fund	05/05/2022	07/01/2022	Ananas2 #11	293	Paid on Jul 7, 2022
Sian - Ananas Anam 2	Main Fund	06/05/2022	07/01/2022	Ananas2 #12	293	Paid on Jul 7, 2022
Tan Suey Muey - Ananas Anam 3	Main Fund	04/21/2022	07/01/2022	Ananas3 #7	619	Paid on Jul 7, 2022
Tan Suey Muey - Ananas Anam 3	Main Fund	05/21/2022	07/01/2022	Ananas3 #8	619	Paid on Jul 7, 2022
Tan Suey Muey - Ananas Anam 3	Main Fund	06/21/2022	07/01/2022	Ananas3 #9	619	Paid on Jul 7, 2022
Felipe Arratia - Guayaki 1	Main Fund	05/01/2022	07/15/2022	Guayaki #40	1,350	Due on Jul 15, 2022
Felipe Arratia - Guayaki 1	Main Fund	06/01/2022	07/15/2022	Guayaki #41	1,350	Due on Jul 15, 2022
Thrive - Ecofiltro	Main Fund	03/15/2022	07/15/2022	Ecofiltro #40	672	Due on Jul 15, 2022
Thrive - Ecofiltro	Main Fund	04/15/2022	07/15/2022	Ecofiltro #41	672	Due on Jul 15, 2022
Thrive - Ecofiltro	Main Fund	05/15/2022	07/15/2022	Ecofiltro #42	672	Due on Jul 15, 2022
RSF - Guayaki 2	Main Fund	06/01/2022	08/15/2022	Guayaki2 #40	5,870	Due on Aug 15, 2022
Alex Tee - ATEC 3	Main Fund	06/15/2022	09/01/2022	ATEC3 #4	1,204	Due on Sep 1, 2022
Ambassadors For Christ - ATEC3	Main Fund	06/15/2022	09/01/2022	ATEC3 #4	1,951	Due on Sep 1, 2022
Clarion - Aliet	Main Fund	06/21/2022	09/01/2022	Aliet #1	1,151	Due on Sep 1, 2022
Friends of Tilonia, Inc. - Ilumexico 2	Main Fund	06/21/2022	09/01/2022	Ilumexico2 #10	733	Due on Sep 1, 2022
Tan Chee Leong - Aliet	Main Fund	06/21/2022	09/01/2022	Aliet #1	447	Due on Sep 1, 2022
Lim Yan Peng - Aliet	Main Fund	06/21/2022	09/01/2022	Aliet #1	1,118	Due on Sep 1, 2022
Malcolm Mahadevan - ATEC 3	Main Fund	06/15/2022	09/01/2022	ATEC3 #4	1,038	Due on Sep 1, 2022
SK2 Fund - Ilumexico 2	Main Fund	06/21/2022	09/01/2022	Ilumexico2 #10	1,026	Due on Sep 1, 2022
Tan Chee Leong - ATEC 3	Main Fund	06/15/2022	09/01/2022	ATEC3 #4	623	Due on Sep 1, 2022
3rd Creek - Whole Forest	Main Fund	06/01/2022	09/04/2022	Whole Forest #24	349	Due on Sep 4, 2022
Arthur Schultz - Whole Forest	Main Fund	06/01/2022	09/04/2022	Whole Forest #24	582	Due on Sep 4, 2022
SK2 (Thrive) - Whole Forest	Main Fund	06/01/2022	09/04/2022	Whole Forest #24	570	Due on Sep 4, 2022
Highlands - Ecofiltro	Main Fund	06/15/2022	09/15/2022	Ecofiltro #43	2,057	Due on Sep 15, 2022
Missionary Sisters - Fundacion Paraguaya	Main Fund	06/20/2022	09/15/2022	Fundacion Paraguaya # 27	1,163	Due on Sep 15, 2022
Lee Pei - Chacha	Main Fund	04/11/2022	09/21/2022	Chacha #19	182	Due on Sep 21, 2022
Lee Pei - Chacha	Main Fund	05/11/2022	09/21/2022	Chacha #20	182	Due on Sep 21, 2022
Lee Pei - Chacha	Main Fund	06/11/2022	09/21/2022	Chacha #21	182	Due on Sep 21, 2022
Sasada - Chacha	Main Fund	04/11/2022	09/21/2022	Chacha #19	273	Due on Sep 21, 2022
Sasada - Chacha	Main Fund	05/11/2022	09/21/2022	Chacha #20	273	Due on Sep 21, 2022
Sasada - Chacha	Main Fund	06/11/2022	09/21/2022	Chacha #21	273	Due on Sep 21, 2022
Tee - Chacha	Main Fund	04/11/2022	09/21/2022	Chacha #19	455	Due on Sep 21, 2022
Tee - Chacha	Main Fund	05/11/2022	09/21/2022	Chacha #20	455	Due on Sep 21, 2022
Tee - Chacha	Main Fund	06/11/2022	09/21/2022	Chacha #21	455	Due on Sep 21, 2022
Thrive - Ecofiltro	Main Fund	06/15/2022	10/15/2022	Ecofiltro #43	672	Due on Oct 15, 2022
Total					\$ 48,008	

Beneficial Returns, LLC

Loans Payable (Investors) Schedule

As of June 30, 2022



Investor	Fund Category	Loan Amount		Accumulated Payments made as of 12/31/2021		Balance as of 1/1/2022		Accumulated Payments 1/1/2022 - 6/30/2022		Balance as of 6/30/2022	
		Principal (Loans Payable - Long Term)	Interest	Principal	Interest	Principal	Interest	Principal	Interest	Principal	Interest
Swift	Main Fund	\$ 500,000	\$ 38,308	\$ 313,383	\$ 32,673	\$ 186,617	\$ 5,635	\$ 36,584	\$ 1,866	\$ 150,033	\$ 3,769
Skees	Main Fund	50,000	2,791	39,598	2,635	10,402	156	5,175	104	5,227	52
Eagles Wings	Main Fund	50,000	3,831	24,130	3,115	25,870	716	3,586	259	22,284	457
IA- Visram	Main Fund	25,000	1,915	12,065	1,393	12,935	522	1,793	129	11,142	393
IA Coffey Carboy	Main Fund	25,000	1,915	25,000	1,915	-	-	-	-	-	-
Tides Higgins	Main Fund	200,000	15,323	82,315	9,966	117,685	5,357	14,203	1,177	103,481	4,180
Halloran Trust	Main Fund	100,000	7,662	34,126	5,122	65,874	2,540	7,031	659	58,842	1,882
Tides Younger	Main Fund	250,000	19,154	102,894	12,458	147,106	6,696	17,754	1,471	129,352	5,225
IA 3:23	Main Fund	100,000	7,662	34,126	4,324	65,874	3,338	7,031	659	58,842	2,679
Arthur B Schultz	Main Fund	50,000	3,831	13,582	1,798	36,418	2,033	3,481	364	32,937	1,669
Seton Enablement Fund	Main Fund	90,000	11,190	10,753	5,320	79,247	5,870	5,498	1,189	73,750	4,682
ACF-GeoFund	Main Fund	100,000	7,662	20,272	2,799	79,728	4,863	6,893	797	72,836	4,066
Missionary Sisters/Cabrini	Main Fund	100,000	5,582	19,212	1,904	80,788	3,678	9,750	808	71,038	2,870
Tides-Younger2	Main Fund	125,000	9,482	16,809	2,416	108,191	7,066	8,531	1,082	99,660	5,984
University Impact Coffey Carboy	Main Fund	18,334	1,023	1,752	183	16,581	840	1,770	166	14,812	674
DF Impact Capital, LLC	Main Fund	50,000	-	-	-	-	-	-	-	50,000	-
The Peter Giovale Trust - MF	Main Fund	75,000	-	-	-	-	-	-	-	75,000	-
The Peter Giovale Trust - TRF	Reciprocity Fund	75,000	-	-	-	-	-	-	-	75,000	-
Total		\$ 1,983,334	\$ 137,332	\$ 750,018	\$ 88,021	\$ 1,033,316	\$ 49,311	\$ 129,082	\$ 10,729	\$ 1,104,235	\$ 38,581

Investor	Fund Category	Current Portion		Balance - Long Term Notes as of 06/30/2022	
		Principal (Loans Payable - Short Term)	Interest (Accrued Interest Payable - Loans)	Loans Payable Principal Paid	Net Loans Payable Principal Balance
Swift	Main Fund	\$ -	\$ -	\$ 349,967	\$ 150,033
Skees	Main Fund	-	-	44,773	5,227
Eagles Wings	Main Fund	-	37	27,716	22,284
IA- Visram	Main Fund	-	56	13,858	11,142
IA Coffey Carboy	Main Fund	-	-	25,000	-
Tides Higgins	Main Fund	-	172	96,519	103,481
Halloran Trust	Main Fund	-	490	41,158	58,842
Tides Younger	Main Fund	-	-	120,648	129,352
IA 3:23	Main Fund	-	490	41,158	58,842
Arthur B Schultz	Main Fund	-	220	17,063	32,937
Seton Enablement Fund	Main Fund	-	-	16,250	73,750
ACF-GeoFund	Main Fund	-	243	27,165	72,836
Missionary Sisters/Cabrini	Main Fund	-	592	28,962	71,038
Tides-Younger2	Main Fund	-	831	25,340	99,660
University Impact Coffey Carboy	Main Fund	-	49	3,522	14,812
DF Impact Capital, LLC	Main Fund	-	-	-	50,000
The Peter Giovale Trust - MF	Main Fund	-	-	-	75,000
The Peter Giovale Trust - TRF	Reciprocity Fund	-	-	-	75,000
Total		\$ -	\$ 3,180	\$ 879,099	\$ 1,104,235

Beneficial Returns, LLC

Recoverable Grants Payable Schedule

As of June 30, 2022



Date	Guarantor	Fund	Amount	Description
04/05/2021	Realize Impact	Main Fund	\$ 9,750	Recoverable grant from Realize Impact (Rall)
04/05/2021	Realize Impact	Main Fund	9,750	Recoverable grant from Realize Impact (Voelbel)
04/20/2021	University Impact	Main Fund	30,000	Recoverable grant from University Impact
Total Recoverable Grants Payable - Main Fund			49,500	
10/18/2019	RSF Social Finance	Reciprocity Fund	500,000	Recoverable Grant was recommended by the Cold Mountain Fund of RSF Social Finance
04/27/2021	DF Impact Capital, LLC	Reciprocity Fund	25,000	Loan guarantee from DF Impact Capital, LLC
07/06/2021	Social Capital Foundation	Reciprocity Fund	236,160	Recoverable Grant from Social Capital Foundation
12/21/2021	SK2 Fund, Inc.	Reciprocity Fund	25,000	Recoverable Grant from SK2 Fund, Inc.
03/17/2022	Social Capital Foundation	Reciprocity Fund	163,840	Recoverable Grant from Social Capital Foundation
04/13/2022	DF Impact Capital, LLC	Reciprocity Fund	75,000	Recoverable Grant from DF Impact Capital, LLC
05/18/2022	SK2 Fund, Inc.	Reciprocity Fund	25,000	Recoverable Grant from SK2 Fund, Inc.
06/07/2022	Perry Boyle	Reciprocity Fund	1,000	Recoverable grant from Realize Impact (Perry Boyle)
Total Recoverable Grants Payable - Reciprocity Fund			1,051,000	
05/07/2020	SWAHA Foundation	Truss Fund 1.0	49,979	Recoverable grant from SWAHA
05/26/2020	Realize Impact	Truss Fund 1.0	661,498	Recoverable grant from Realize Impact
09/14/2020	Santa Clara University	Truss Fund 1.0	9,996	Recoverable grant from Santa Clara University
Total Recoverable Grants Payable - Truss Fund 1.0			721,473	
04/27/2021	Eric Carlson	Truss Fund 2.0	99,500	Recoverable Grant from Eric Carlson
04/27/2021	The Hariths (Sundar Ramamurthy)	Truss Fund 2.0	49,500	Recoverable grant from The Hariths (Sundar Ramamurthy)
04/27/2021	John O'Keefe	Truss Fund 2.0	25,738	Recoverable Grant from John O'Keefe
04/27/2021	Steven White	Truss Fund 2.0	15,161	Recoverable Grant from Steven White
04/27/2021	Jurgen Annevelink & Elsbeth TeBrake	Truss Fund 2.0	9,750	Recoverable Grant from Jurgen Annevelink & Elsbeth TeBrake
06/09/2021	Realize Impact	Truss Fund 2.0	513,500	Recoverable Grant from Realize Impact
08/20/2021	Santa Clara University	Truss Fund 2.0	15,000	Support agreement from Santa Clara University
09/14/2021	Realize Impact	Truss Fund 2.0	92,000	Recoverable Grant from Realize Impact
04/27/2022	Realize Impact	Truss Fund 2.0	29,500	Recoverable Grant from Realize Impact - Apgar
04/27/2022	Realize Impact	Truss Fund 2.0	24,500	Recoverable Grant from Realize Impact - Tsui
04/27/2022	Realize Impact	Truss Fund 2.0	99,500	Recoverable Grant from Realize Impact - Miller
Total Recoverable Grants Payable - Truss Fund 2.0			973,649	
TOTAL			\$ 2,795,622	

Beneficial Returns, LLC

Interest Earned from the Banks Schedule

For the YTD ended June 30, 2022



Date	Bank	Description	Fund	Amount	Scrubbed Notes
07/31/2021	Native American Bank	Interest Added Back	Reciprocity Fund	\$ 4	Not yet transferred to Amalgamated
08/31/2021	Native American Bank	Interest Added Back	Reciprocity Fund	25	Not yet transferred to Amalgamated
08/31/2021	Native American Bank	Interest Added Back	Reciprocity Fund	4	Not yet transferred to Amalgamated
09/30/2021	Native American Bank	Interest Added Back	Reciprocity Fund	4	Not yet transferred to Amalgamated
10/31/2021	Native American Bank	Interest Added Back	Reciprocity Fund	4	Not yet transferred to Amalgamated
11/30/2021	Native American Bank	Interest Added Back	Reciprocity Fund	25	Not yet transferred to Amalgamated
11/30/2021	Native American Bank	Interest Added Back	Reciprocity Fund	4	Not yet transferred to Amalgamated
12/31/2021	Native American Bank	Interest Added Back	Reciprocity Fund	4	Not yet transferred to Amalgamated
01/31/2022	Native American Bank	Interest Added Back	Reciprocity Fund	4	Not yet transferred to Amalgamated
02/28/2022	Native American Bank	Interest Added Back	Reciprocity Fund	4	Not yet transferred to Amalgamated
02/28/2022	Native American Bank	Interest Added Back	Reciprocity Fund	25	Not yet transferred to Amalgamated
03/31/2022	Native American Bank	Interest Added Back	Reciprocity Fund	4	Not yet transferred to Amalgamated
04/30/2022	Native American Bank	Interest Added Back	Reciprocity Fund	5	Not yet transferred to Amalgamated
05/31/2022	Native American Bank	Interest Added Back	Reciprocity Fund	24	Not yet transferred to Amalgamated
05/31/2022	Native American Bank	Interest Added Back	Reciprocity Fund	4	Not yet transferred to Amalgamated
06/30/2022	Native American Bank	Interest Added Back	Reciprocity Fund	4	Not yet transferred to Amalgamated
Total Interest Earned from the Native American Bank Not Yet Transferred to Amalgamated				151	
Less: Total Interest Earned from the Native American Bank - 2021				76	
Total Interest Earned from Native American Bank - 2022				75	
06/30/2022	Clean Energy	Deposit Dividend Annual Percentage Yield Earned: 0.50% (April to June 2022)	Main Fund	115	Not yet transferred to Amalgamated
Total Interest Earned from the Clean Energy Not Yet Transferred to Amalgamated				115	
Total Interest Earned from Banks - 2022				\$ 190	

Beneficial Returns, LLC

Interest Income from The Reciprocity Fund

For the YTD ended June 30, 2022



Date	Description	Fund	Amount	Date Collected	Scrubbed Notes
01/15/2022	To record Interest Income from Forest Wise - Jan 2022	Reciprocity Fund	\$ 297	01/19/2022	Collected/Transferred to Amalgamated
01/15/2022	To record Interest Income from Simbiosis - Jan 2022	Reciprocity Fund	331	01/15/2022	Collected/Transferred to Amalgamated
01/21/2022	To record Interest Income from Winak - Jan 2022	Reciprocity Fund	33	03/29/2022	Collected/Transferred to Amalgamated
01/21/2022	To record Interest Income from Bats'il Maya 2 - Jan 2022	Reciprocity Fund	500	02/03/2022	Collected/Transferred to Amalgamated
01/21/2022	To record Interest Income from RONAP - Jan 2022	Reciprocity Fund	291	01/18/2022	Collected/Transferred to Amalgamated
01/21/2022	To record Interest Income from Waykana - Jan 2022	Reciprocity Fund	166	02/22/2022	Collected/Transferred to Amalgamated
01/21/2022	To record Interest Income from RONAP - Jan 2022	Reciprocity Fund	95	05/09/2022	Collected/Transferred to Amalgamated
01/31/2022	To record Interest Income from COOPBAM - Jan 2022	Reciprocity Fund	393	02/02/2022	Collected/Transferred to Amalgamated
01/31/2022	To record Interest Income from CORTEPAZ - Jan 2022	Reciprocity Fund	167	02/04/2022	Collected/Transferred to Amalgamated
01/31/2022	To record Interest Income from COOPAVAM - Jan 2022	Reciprocity Fund	500	02/23/2022	Collected/Transferred to Amalgamated
01/31/2022	To record Interest Income from FESSEG - Jan 2022	Reciprocity Fund	343	03/24/2022	Collected/Transferred to Amalgamated
01/31/2022	To record Interest Income from Maya Mountain Cacao - Jan 2022	Reciprocity Fund	300	04/29/2022	Collected/Transferred to Amalgamated
01/31/2022	To record Interest Income from COOPBAM - Jan 2022	Reciprocity Fund	80	04/28/2022	Collected/Transferred to Amalgamated
01/31/2022	To record Interest Income from CENCOIC - Jan 2022	Reciprocity Fund	500	05/11/2022	Collected/Transferred to Amalgamated
02/15/2022	To record Interest Income from Simbiosis - Feb 2022	Reciprocity Fund	331	03/04/2022	Collected/Transferred to Amalgamated
02/17/2022	To record adjustment on Forest Wise Interest Income - Feb 2022	Reciprocity Fund	(27)	02/17/2022	Collected/Transferred to Amalgamated
02/19/2022	To record Interest Income from Bats'il Maya 2 - Feb 2022	Reciprocity Fund	500	04/28/2022	Collected/Transferred to Amalgamated
02/21/2022	To record Interest Income from Waykana - Feb 2022	Reciprocity Fund	163	04/14/2022	Collected/Transferred to Amalgamated
02/21/2022	To record Interest Income from RONAP - Feb 2022	Reciprocity Fund	346	05/09/2022	Collected/Transferred to Amalgamated
02/22/2022	To record Interest Income from CORTEPAZ - Feb 2022	Reciprocity Fund	158	04/29/2022	Collected/Transferred to Amalgamated
02/28/2022	To record Interest Income from FESSEG - Feb 2022	Reciprocity Fund	343	03/24/2022	Collected/Transferred to Amalgamated
02/28/2022	To record Interest Income from Maya Mountain Cacao - Feb 2022	Reciprocity Fund	300	04/29/2022	Collected/Transferred to Amalgamated
02/28/2022	To record Interest Income from COOPBAM - Feb 2022	Reciprocity Fund	446	04/28/2022	Collected/Transferred to Amalgamated
02/28/2022	To record Interest Income from CENCOIC - Feb 2022	Reciprocity Fund	500	05/11/2022	Collected/Transferred to Amalgamated
02/28/2022	To record Interest Income from CEPRO - Feb 2022	Reciprocity Fund	500	05/06/2022	Collected/Transferred to Amalgamated
02/28/2022	To record Interest Income from COOPAVAM - Feb 2022	Reciprocity Fund	500	05/02/2022	Collected/Transferred to Amalgamated
03/15/2022	To record Interest Income from Forest Wise 2 - Mar 2022	Reciprocity Fund	500	04/13/2022	Collected/Transferred to Amalgamated
03/15/2022	To record Interest Income from Simbiosis - Mar 2022	Reciprocity Fund	312	06/03/2022	Collected/Transferred to Amalgamated
03/16/2022	To record Interest Income from AFIMAD - Mar 2022	Reciprocity Fund	333	06/02/2022	Collected/Transferred to Amalgamated
03/19/2022	To record Interest Income from Bats'il Maya 2 - Mar 2022	Reciprocity Fund	500	04/28/2022	Collected/Transferred to Amalgamated
03/20/2022	To record Interest Income from Maya Mountain Cacao - Mar 2022	Reciprocity Fund	300	04/29/2022	Collected/Transferred to Amalgamated
03/21/2022	To record Interest Income from RONAP - Mar 2022	Reciprocity Fund	346	05/09/2022	Collected/Transferred to Amalgamated
03/21/2022	To record Interest Income from Waykana - Mar 2022	Reciprocity Fund	160	05/31/2022	Collected/Transferred to Amalgamated
03/22/2022	To record Interest Income from CORTEPAZ - Mar 2022	Reciprocity Fund	158	04/29/2022	Collected/Transferred to Amalgamated
03/22/2022	To record Interest Income from COOPBAM - Mar 2022	Reciprocity Fund	446	04/28/2022	Collected/Transferred to Amalgamated
03/31/2022	To record Interest Income from FESSEG - Mar 2022	Reciprocity Fund	343	03/24/2022	Collected/Transferred to Amalgamated
03/31/2022	To record Interest Income from CENCOIC - Mar 2022	Reciprocity Fund	500	05/11/2022	Collected/Transferred to Amalgamated
03/31/2022	To record Interest Income from CEPRO - Mar 2022	Reciprocity Fund	500	05/06/2022	Collected/Transferred to Amalgamated
03/31/2022	To record Interest Income from COOPAVAM - Mar 2022	Reciprocity Fund	500	05/02/2022	Collected/Transferred to Amalgamated
04/15/2022	To record Interest Income from Simbiosis - Apr 2022	Reciprocity Fund	312	06/03/2022	Collected/Transferred to Amalgamated
04/21/2022	To record Interest Income from COOPBAM - Apr 2022	Reciprocity Fund	366	04/28/2022	Collected/Transferred to Amalgamated
04/21/2022	To record Interest Income from RONAP - Apr 2022	Reciprocity Fund	251	05/09/2022	Collected/Transferred to Amalgamated
04/21/2022	To record Interest Income from Bats'il Maya 2 - Apr 2022	Reciprocity Fund	500	04/28/2022	Collected/Transferred to Amalgamated
04/21/2022	To record Interest Income from Waykana - Apr 2022	Reciprocity Fund	157	05/31/2022	Collected/Transferred to Amalgamated
04/21/2022	To record Interest Income from AFIMAD - Apr 2022	Reciprocity Fund	333	06/02/2022	Collected/Transferred to Amalgamated
04/22/2022	To record Interest Income from CORTEPAZ - Apr 2022	Reciprocity Fund	158	04/29/2022	Collected/Transferred to Amalgamated
04/30/2022	To record Interest Income from CEPRO - Apr 2022	Reciprocity Fund	500	05/06/2022	Collected/Transferred to Amalgamated
04/30/2022	To record Interest Income from COOPAVAM - Apr 2022	Reciprocity Fund	500	05/02/2022	Collected/Transferred to Amalgamated
05/15/2022	To record Interest Income from Simbiosis - May 2022	Reciprocity Fund	312	06/03/2022	Collected/Transferred to Amalgamated
05/21/2022	To record Interest Income from AFIMAD - May 2022	Reciprocity Fund	333	06/02/2022	Collected/Transferred to Amalgamated
Total Interest Income Transferred			16,679		
01/15/2022	To record Interest Income from Winak2 - Jan 2022	Reciprocity Fund	170	07/05/2022	Collected/Not yet transferred to Amalgamated
01/21/2022	To record Interest Income from Winak - Jan 2022	Reciprocity Fund	217	07/05/2022	Collected/Not yet transferred to Amalgamated
02/05/2022	To record Interest Income from Winak2 - Feb 2022	Reciprocity Fund	170	07/05/2022	Collected/Not yet transferred to Amalgamated
03/05/2022	To record Interest Income from Winak2 - Mar 2022	Reciprocity Fund	170	07/05/2022	Collected/Not yet transferred to Amalgamated
04/20/2022	To record Interest Income from Maya Mountain Cacao - Apr 2022	Reciprocity Fund	288	07/01/2022	Collected/Not yet transferred to Amalgamated
05/20/2022	To record Interest Income from Maya Mountain Cacao - May 2022	Reciprocity Fund	288	07/01/2022	Collected/Not yet transferred to Amalgamated
06/20/2022	To record Interest Income from Maya Mountain Cacao - Jun 2022	Reciprocity Fund	288	07/01/2022	Collected/Not yet transferred to Amalgamated
Total Interest Income Not Yet Transferred			\$ 1,589		

Beneficial Returns, LLC

Interest Income from The Reciprocity Fund

For the YTD ended June 30, 2022



Date	Description	Fund	Amount	Date Collected	Scrubbed Notes
11/15/2021	Accrual of Interest Income from Xaxeni - Nov 2021	Reciprocity Fund	\$ 446		Not yet collected
12/15/2021	Accrual of Interest Income from Xaxeni - Dec 2021	Reciprocity Fund	446		Not yet collected
01/15/2022	Accrual of Interest Income from Xaxeni - Jan 2022	Reciprocity Fund	418		Not yet collected
02/15/2022	Accrual of Interest Income from Xaxeni - Feb 2022	Reciprocity Fund	418		Not yet collected
02/21/2022	Accrual of Interest Income from Winak - Feb 2022	Reciprocity Fund	220		Not yet collected
03/15/2022	Accrual of Interest Income from Xaxeni - Mar 2022	Reciprocity Fund	418		Not yet collected
03/21/2022	Accrual of Interest Income from Winak - Mar 2022	Reciprocity Fund	220		Not yet collected
04/05/2022	Accrual of Interest Income from Winak2 - Apr 2022	Reciprocity Fund	154		Not yet collected
04/15/2022	Accrual of Interest Income from Xaxeni - Apr 2022	Reciprocity Fund	389		Not yet collected
04/15/2022	Accrual of Interest Income from Forest Wise 2 - Apr 2022	Reciprocity Fund	491		Not yet collected
04/21/2022	Accrual of Interest Income from Winak - Apr 2022	Reciprocity Fund	220		Not yet collected
04/21/2022	Accrual of Interest Income from COOPBAM - Apr 2022	Reciprocity Fund	80		Not yet collected
04/21/2022	Accrual of Interest Income from RONAP - Apr 2022	Reciprocity Fund	95		Not yet collected
04/30/2022	Accrual of Interest Income from CENCOIC - Apr 2022	Reciprocity Fund	500		Not yet collected
04/30/2022	Accrual of Interest Income from FESSEG - Apr 2022	Reciprocity Fund	321		Not yet collected
05/05/2022	Accrual of Interest Income from Winak2 - May 2022	Reciprocity Fund	154		Not yet collected
05/15/2022	Accrual of Interest Income from Forest Wise 2 - May 2022	Reciprocity Fund	491		Not yet collected
05/15/2022	Accrual of Interest Income from Xaxeni - May 2022	Reciprocity Fund	389		Not yet collected
05/21/2022	Accrual of Interest Income from RONAP - May 2022	Reciprocity Fund	306		Not yet collected
05/21/2022	Accrual of Interest Income from Bats'il Maya 2 - May 2022	Reciprocity Fund	500		Not yet collected
05/21/2022	Accrual of Interest Income from Waykana - May 2022	Reciprocity Fund	154		Not yet collected
05/21/2022	Accrual of Interest Income from COOPBAM - May 2022	Reciprocity Fund	418		Not yet collected
05/21/2022	Accrual of Interest Income from Winak - May 2022	Reciprocity Fund	191		Not yet collected
05/22/2022	Accrual of Interest Income from CORTEPAZ - May 2022	Reciprocity Fund	150		Not yet collected
05/31/2022	Accrual of Interest Income from COOPAVAM - May 2022	Reciprocity Fund	500		Not yet collected
05/31/2022	Accrual of Interest Income from CENCOIC - May 2022	Reciprocity Fund	500		Not yet collected
05/31/2022	Accrual of Interest Income from CEPRO - May 2022	Reciprocity Fund	500		Not yet collected
05/31/2022	Accrual of Interest Income from FESSEG - May 2022	Reciprocity Fund	321		Not yet collected
06/05/2022	Accrual of Interest Income from Winak2 - June 2022	Reciprocity Fund	154		Not yet collected
06/15/2022	Accrual of Interest Income from Simbiosis - Jun 2022	Reciprocity Fund	293		Not yet collected
06/15/2022	Accrual of Interest Income from Xaxeni - Jun 2022	Reciprocity Fund	389		Not yet collected
06/15/2022	Accrual of Interest Income from Forest Wise 2 - Jun 2022	Reciprocity Fund	491		Not yet collected
06/21/2022	Accrual of Interest Income from AFIMAD - Jun 2022	Reciprocity Fund	315		Not yet collected
06/21/2022	Accrual of Interest Income from Bats'il Maya 2 - Jun 2022	Reciprocity Fund	500		Not yet collected
06/21/2022	Accrual of Interest Income from Winak - Jun 2022	Reciprocity Fund	191		Not yet collected
06/21/2022	Accrual of Interest Income from Waykana - Jun 2022	Reciprocity Fund	151		Not yet collected
06/21/2022	Accrual of Interest Income from COOPBAM - Jun 2022	Reciprocity Fund	418		Not yet collected
06/21/2022	Accrual of Interest Income from RONAP - Jun 2022	Reciprocity Fund	306		Not yet collected
06/22/2022	Accrual of Interest Income from CORTEPAZ - Jun 2022	Reciprocity Fund	150		Not yet collected
06/30/2022	Accrual of Interest Income from CEPRO - Jun 2022	Reciprocity Fund	500		Not yet collected
06/30/2022	Accrual of Interest Income from CENCOIC - Jun 2022	Reciprocity Fund	500		Not yet collected
06/30/2022	Accrual of Interest Income from FESSEG - Jun 2022	Reciprocity Fund	321		Not yet collected
06/30/2022	Accrual of Interest Income from COOPAVAM - Jun 2022	Reciprocity Fund	500		Not yet collected
Total Interest Income Not Yet Collected			14,593		
Total			32,861		
Less: Total Interest Income - 2021			892		
Total - 2022			\$ 31,969		

Beneficial Returns, LLC

Interest Income from The Truss Fund 1.0

For the YTD ended June 30, 2022



Date	Description	Fund	Amount	Date Collected	Scrubbed Notes
01/22/2022	To record Interest Income from Grassland Cameroon - Jan 2022	Truss Fund 1.0	\$ 47	04/14/2022	Collected/Transferred to Amalgamated
01/25/2022	To record Interest Income from Pollinate - Jan 2022	Truss Fund 1.0	28	03/08/2022	Collected/Transferred to Amalgamated
01/31/2022	To record Interest Income from E-Hands - Jan 2022	Truss Fund 1.0	85	03/17/2022	Collected/Transferred to Amalgamated
02/22/2022	To record Interest Income from Grassland Cameroon - Feb 2022	Truss Fund 1.0	47	04/14/2022	Collected/Transferred to Amalgamated
02/25/2022	To record Interest Income from Pollinate - Feb 2022	Truss Fund 1.0	28	03/08/2022	Collected/Transferred to Amalgamated
02/28/2022	To record Interest Income from E-Hands - Feb 2022	Truss Fund 1.0	85	03/17/2022	Collected/Transferred to Amalgamated
03/22/2022	To record Interest Income from Grassland Cameroon - Mar 2022	Truss Fund 1.0	47	04/14/2022	Collected/Transferred to Amalgamated
Total Interest Income Transferred			369		
03/31/2022	To record Interest Income from E-Hands - Mar 2022	Truss Fund 1.0	64	07/01/2022	Collected/Not yet transferred to Amalgamated
04/30/2022	To record Interest Income from E-Hands - Apr 2022	Truss Fund 1.0	64	07/01/2022	Collected/Not yet transferred to Amalgamated
05/21/2022	To record Interest Income from E-Hands - May 2022	Truss Fund 1.0	64	07/01/2022	Collected/Not yet transferred to Amalgamated
Total Interest Income Not Yet Transferred			192		
02/15/2021	Accrual of Interest Income from Inspiring Teachers - Feb 2021	Truss Fund 1.0	72		Not yet collected
03/15/2021	Accrual of Interest Income from Inspiring Teachers - Mar 2021	Truss Fund 1.0	74		Not yet collected
04/15/2021	Accrual of Interest Income from Inspiring Teachers - Apr 2021	Truss Fund 1.0	74		Not yet collected
05/15/2021	Accrual of Interest Income from Inspiring Teachers - May 2021	Truss Fund 1.0	74		Not yet collected
06/15/2021	Accrual of Interest Income from Inspiring Teachers - Jun 2021	Truss Fund 1.0	74		Not yet collected
07/15/2021	Accrual of Interest Income from Inspiring Teachers - Jul 2021	Truss Fund 1.0	74		Not yet collected
07/15/2021	Accrual of Interest Income from Wana Energy - Jul 2021	Truss Fund 1.0	76		Not yet collected
08/15/2021	Accrual of Interest Income from Wana Energy - Aug 2021	Truss Fund 1.0	76		Not yet collected
08/15/2021	Accrual of Interest Income from Inspiring Teachers - Aug 2021	Truss Fund 1.0	74		Not yet collected
09/15/2021	Accrual of Interest Income from Wana Energy - Sep 2021	Truss Fund 1.0	76		Not yet collected
09/15/2021	Accrual of Interest Income from Emerging Cooking - Sep 2021	Truss Fund 1.0	96		Not yet collected
09/15/2021	Accrual of Interest Income from Inspiring Teachers - Sep 2021	Truss Fund 1.0	74		Not yet collected
10/15/2021	Accrual of Interest Income from Inspiring Teachers - Oct 2021	Truss Fund 1.0	74		Not yet collected
10/15/2021	Accrual of Interest Income from Emerging Cooking - Oct 2021	Truss Fund 1.0	96		Not yet collected
10/15/2021	Accrual of Interest Income from Wana Energy - Oct 2021	Truss Fund 1.0	76		Not yet collected
11/15/2021	Accrual of Interest Income from Inspiring Teachers - Nov 2021	Truss Fund 1.0	74		Not yet collected
11/15/2021	Accrual of Interest Income from iKure2 - Nov 2021	Truss Fund 1.0	43		Not yet collected
11/15/2021	Accrual of Interest Income from iKure2 - Nov 2021	Truss Fund 1.0	36		Not yet collected
11/15/2021	Accrual of Interest Income from Wana Energy - Nov 2021	Truss Fund 1.0	64		Not yet collected
11/15/2021	Accrual of Interest Income from Emerging Cooking - Nov 2021	Truss Fund 1.0	96		Not yet collected
12/15/2021	Accrual of Interest Income from Wana Energy - Dec 2021	Truss Fund 1.0	64		Not yet collected
12/15/2021	Accrual of Interest Income from Inspiring Teachers - Dec 2021	Truss Fund 1.0	74		Not yet collected
12/15/2021	Accrual of Interest Income from iKure2 - Dec 2021	Truss Fund 1.0	36		Not yet collected
12/15/2021	Accrual of Interest Income from iKure2 - Dec 2021	Truss Fund 1.0	43		Not yet collected
12/15/2021	Accrual of Interest Income from Emerging Cooking - Dec 2021	Truss Fund 1.0	73		Not yet collected
01/15/2022	Accrual of Interest Income from iKure2 - Jan 2022	Truss Fund 1.0	36		Not yet collected
01/15/2022	Accrual of Interest Income from Wana Energy - Jan 2022	Truss Fund 1.0	64		Not yet collected
01/15/2022	Accrual of Interest Income from Emerging Cooking - Jan 2022	Truss Fund 1.0	73		Not yet collected
01/15/2022	Accrual of Interest Income from iKure2 - Jan 2022	Truss Fund 1.0	43		Not yet collected
01/31/2022	Accrual of Interest Income from NUCAFE - Jan 2022	Truss Fund 1.0	48		Not yet collected
01/31/2022	Accrual of Interest Income from Inspiring Teachers - Jan 2022	Truss Fund 1.0	74		Not yet collected
02/15/2022	Accrual of Interest Income from Emerging Cooking - Feb 2022	Truss Fund 1.0	73		Not yet collected
02/15/2022	Accrual of Interest Income from Wana Energy - Feb 2022	Truss Fund 1.0	51		Not yet collected
02/15/2022	Accrual of Interest Income from iKure2 - Feb 2022	Truss Fund 1.0	33		Not yet collected
02/28/2022	Accrual of Interest Income from Inspiring Teachers - Feb 2022	Truss Fund 1.0	74		Not yet collected
02/28/2022	Accrual of Interest Income from NUCAFE - Feb 2022	Truss Fund 1.0	48		Not yet collected
02/28/2022	Accrual of Interest Income from iKure2 - Feb 2022	Truss Fund 1.0	27		Not yet collected
03/15/2022	Accrual of Interest Income from iKure2 - Mar 2022	Truss Fund 1.0	27		Not yet collected
03/15/2022	Accrual of Interest Income from Emerging Cooking - Mar 2022	Truss Fund 1.0	48		Not yet collected
03/15/2022	Accrual of Interest Income from iKure2 - Mar 2022	Truss Fund 1.0	33		Not yet collected
03/15/2022	Accrual of Interest Income from Inspiring Teachers - Mar 2022	Truss Fund 1.0	74		Not yet collected
03/15/2022	Accrual of Interest Income from Wana Energy - Mar 2022	Truss Fund 1.0	51		Not yet collected
03/30/2022	Accrual of Interest Income from NUCAFE - Mar 2022	Truss Fund 1.0	48		Not yet collected
04/15/2022	Accrual of Interest Income from iKure2 - Apr 2022	Truss Fund 1.0	27		Not yet collected
04/15/2022	Accrual of Interest Income from iKure2 - Apr 2022	Truss Fund 1.0	33		Not yet collected
04/15/2022	Accrual of Interest Income from Wana Energy - Apr 2022	Truss Fund 1.0	51		Not yet collected
04/15/2022	Accrual of Interest Income from Emerging Cooking - Apr 2022	Truss Fund 1.0	48		Not yet collected
04/15/2022	Accrual of Interest Income from Inspiring Teachers - Apr 2022	Truss Fund 1.0	50		Not yet collected
04/22/2022	Accrual of Interest Income from Grassland Cameroon - Apr 2022	Truss Fund 1.0	24		Not yet collected
04/30/2022	Accrual of Interest Income from NUCAFE - Apr 2022	Truss Fund 1.0	24		Not yet collected
05/15/2022	Accrual of Interest Income from iKure2 - May 2022	Truss Fund 1.0	18		Not yet collected
05/15/2022	Accrual of Interest Income from Wana Energy - May 2022	Truss Fund 1.0	39		Not yet collected
05/15/2022	Accrual of Interest Income from Inspiring Teachers - May 2022	Truss Fund 1.0	50		Not yet collected
05/15/2022	Accrual of Interest Income from iKure2 - May 2022	Truss Fund 1.0	22		Not yet collected
05/15/2022	Accrual of Interest Income from Emerging Cooking - May 2022	Truss Fund 1.0	48		Not yet collected
05/22/2022	Accrual of Interest Income from Grassland Cameroon - May 2022	Truss Fund 1.0	24		Not yet collected
05/31/2022	Accrual of Interest Income from NUCAFE - May 2022	Truss Fund 1.0	24		Not yet collected
06/15/2022	Accrual of Interest Income from Inspiring Teachers - Jun 2022	Truss Fund 1.0	50		Not yet collected
06/15/2022	Accrual of Interest Income from iKure2 - Jun 2022	Truss Fund 1.0	18		Not yet collected
06/15/2022	Accrual of Interest Income from iKure2 - Jun 2022	Truss Fund 1.0	22		Not yet collected
06/15/2022	Accrual of Interest Income from Wana Energy - Jun 2022	Truss Fund 1.0	39		Not yet collected
06/15/2022	Accrual of Interest Income from Emerging Cooking - Jun 2022	Truss Fund 1.0	24		Not yet collected
06/21/2022	Accrual of Interest Income from E-Hands - Jun 2022	Truss Fund 1.0	43		Not yet collected
06/22/2022	Accrual of Interest Income from Grassland Cameroon - Jun 2022	Truss Fund 1.0	24		Not yet collected
06/30/2022	Accrual of Interest Income from NUCAFE - Jun 2022	Truss Fund 1.0	24		Not yet collected
Total Interest Income Not Yet Collected			3,416		
Total			3,976		
Less: Total Interest Income - 2021			1,764		
Total - 2022			\$ 2,212		

Beneficial Returns, LLC

Interest Income from The Truss Fund 2.0

For the YTD ended June 30, 2022



Date	Description	Fund	Amount	Date Collected	Scrubbed Notes
01/15/2022	To record Interest Income from Doselva - Jan 2022	Truss Fund 2.0	\$ 625	02/16/2022	Collected/Transferred to Amalgamated
01/15/2022	To record Interest Income from Numida - Jan 2022	Truss Fund 2.0	625	03/14/2022	Collected/Transferred to Amalgamated
01/31/2022	To record Interest Income from All Across Africa - Jan 2022	Truss Fund 2.0	625	05/18/2022	Collected/Transferred to Amalgamated
02/14/2022	To record Interest Income from All Across Africa - Feb 2022	Truss Fund 2.0	625	05/18/2022	Collected/Transferred to Amalgamated
02/15/2022	To record Interest Income from Numida - Feb 2022	Truss Fund 2.0	625	03/14/2022	Collected/Transferred to Amalgamated
02/15/2022	To record Interest Income from Doselva - Feb 2022	Truss Fund 2.0	625	02/16/2022	Collected/Transferred to Amalgamated
03/15/2022	To record Interest Income from Numida - Mar 2022	Truss Fund 2.0	625	03/14/2022	Collected/Transferred to Amalgamated
03/15/2022	To record Interest Income from Doselva - Mar 2022	Truss Fund 2.0	625	05/17/2022	Collected/Transferred to Amalgamated
03/31/2022	To record Interest Income from All Across Africa - Mar 2022	Truss Fund 2.0	625	05/18/2022	Collected/Transferred to Amalgamated
04/15/2022	To record Interest Income from Doselva - Apr 2022	Truss Fund 2.0	625	05/17/2022	Collected/Transferred to Amalgamated
04/30/2022	To record Interest Income from All Across Africa - Apr 2022	Truss Fund 2.0	625	05/18/2022	Collected/Transferred to Amalgamated
05/15/2022	To record Interest Income from Doselva - May 2022	Truss Fund 2.0	625	05/17/2022	Collected/Transferred to Amalgamated
Total Interest Income Transferred			7,500		
10/31/2021	To record Interest Income from Deevabits2 - Oct 2021	Truss Fund 2.0	208	06/30/2022	Collected/Not yet transferred to Amalgamated
11/30/2021	To record Interest Income from Deevabits2 - Nov 2021	Truss Fund 2.0	208	06/30/2022	Collected/Not yet transferred to Amalgamated
12/31/2021	To record Interest Income from Deevabits2 - Dec 2021	Truss Fund 2.0	208	06/30/2022	Collected/Not yet transferred to Amalgamated
01/31/2022	To record Interest Income from Deevabits2 - Jan 2022	Truss Fund 2.0	208	06/30/2022	Collected/Not yet transferred to Amalgamated
02/24/2022	To record Interest Income from Deevabits2 - Feb 2022	Truss Fund 2.0	208	06/30/2022	Collected/Not yet transferred to Amalgamated
03/24/2022	To record Interest Income from Deevabits2 - Mar 2022	Truss Fund 2.0	208	06/30/2022	Collected/Not yet transferred to Amalgamated
04/15/2022	To record Interest Income from Numida - Apr 2022	Truss Fund 2.0	625	06/15/2022	Collected/Not yet transferred to Amalgamated
04/24/2022	To record Interest Income from Deevabits2 - Apr 2022	Truss Fund 2.0	214	06/30/2022	Collected/Not yet transferred to Amalgamated
04/30/2022	To record Interest Income from EarthSpark - Apr 2022	Truss Fund 2.0	625	07/05/2022	Collected/Not yet transferred to Amalgamated
05/15/2022	To record Interest Income from Numida - May 2022	Truss Fund 2.0	625	06/15/2022	Collected/Not yet transferred to Amalgamated
05/31/2022	To record Interest Income from Deevabits2 - May 2022	Truss Fund 2.0	214	06/30/2022	Collected/Not yet transferred to Amalgamated
05/31/2022	To record Interest Income from EarthSpark - May 2022	Truss Fund 2.0	625	07/05/2022	Collected/Not yet transferred to Amalgamated
05/31/2022	To record Interest Income from All Across Africa - May 2022	Truss Fund 2.0	625	07/06/2022	Collected/Not yet transferred to Amalgamated
06/15/2022	To record Interest Income from Numida - Jun 2022	Truss Fund 2.0	625	06/15/2022	Collected/Not yet transferred to Amalgamated
06/15/2022	To record Interest Income from EarthSpark - Jun 2022	Truss Fund 2.0	625	07/05/2022	Collected/Not yet transferred to Amalgamated
06/15/2022	To record Interest Income from All Across Africa - Jun 2022	Truss Fund 2.0	625	07/06/2022	Collected/Not yet transferred to Amalgamated
06/30/2022	To record Interest Income from Deevabits2 - Jun 2022	Truss Fund 2.0	214	06/30/2022	Collected/Not yet transferred to Amalgamated
Total Interest Income Not Yet Transferred			6,891		
04/30/2022	Accrual of Interest Income from Vitalite - Apr 2022	Truss Fund 2.0	625		Not yet collected
05/05/2022	Accrual of Interest Income from Angaza - May 2022	Truss Fund 2.0	625		Not yet collected
05/31/2022	Accrual of Interest Income from Vitalite - May 2022	Truss Fund 2.0	625		Not yet collected
06/05/2022	Accrual of Interest Income from Angaza - Jun 2022	Truss Fund 2.0	625		Not yet collected
06/15/2022	Accrual of Interest Income from Vitalite - Jun 2022	Truss Fund 2.0	625		Not yet collected
06/15/2022	Accrual of Interest Income from Doselva - Jun 2022	Truss Fund 2.0	625		Not yet collected
Total Interest Income Not Yet Collected			3,750		
Total			18,141		
Less: Total Interest Income - 2021			625		
Total - 2022			\$ 17,516		